

HARRY GWALA DISTRICT MUNICIPALITY



WATER SUPPLY FOR IDENTIFIED VILLAGES IN UMZIMKHULU – MASAMINI – MBUZWENI WATER SUPPLY

CONSTRUCTION OF WATER SUPPLY INFRASTRUCTURE FOR IDENTIFIED VILLAGES IN
UMZIMKHULU – MASAMINI – MBUZWENI WATER SUPPLY

CONTRACT No. HGDM 709/HGDM/2020

CIDB CONTRACTOR GRADING
6CE OR Higher

COMPILED BY:

Zimile Consulting Engineers
76 Hope Street
Kokstad
4700

Tel N°: +27 39 940 6729
Fax N°: N/A
Email: info@zimile.co.za

ON BEHALF OF:

Harry Gwala District Municipality
Private Bag X 501
Ixopo
3276

Tel N°: +27 39 834 8700
Fax N°: +27 39 834 2259
Email : GqibaD@harrygwalam.gov.za

NOVEMBER 2020

NAME OF TENDERER	
ADDRESS OF TENDERER	
TELEPHONE	
FAX	
TENDER SUM	

TENDER CLOSING DATE: 12h00, 11 DECEMBER 2020



TENDER DOCUMENT CHECKLIST

Tenderers must complete this document checklist to ensure that all information is completed in the Tender Document.

ITEMS		CHECKED Tenderer
1)	Correct Tender Offer Amount carried forward to Cover Page and Form of Offer on Section C.1.....	<input type="checkbox"/>
2)	All pages requiring signatures signed by the Tenderer	<input type="checkbox"/>
3)	Bill of Quantities	
	i) Completed in BLACK INK only	<input type="checkbox"/>
	ii) Corrections crossed out and initialled.....	<input type="checkbox"/>
4)	Submission of All Returnable Documents and Schedules	
A	Authority for Signatory.....	<input type="checkbox"/>
B	MBD Forms.....	<input type="checkbox"/>
C	Schedule of work carried out by Tenderer.....	<input type="checkbox"/>
D	Amendments, Qualifications and Alternatives.....	<input type="checkbox"/>
E	Tax Clearance Certificate.....	<input type="checkbox"/>
F	Compulsory Enterprise Questionnaire.....	<input type="checkbox"/>
G	BBBEE Certificate.....	<input type="checkbox"/>
H	Key Personnel	<input type="checkbox"/>
I	Contractor’s Health and Safety Declaration.....	<input type="checkbox"/>
5)	J Data to be provided by Tenderer.....	<input type="checkbox"/>

WATER SUPPLY FOR IDENTIFIED VILLAGES IN UMZIMKHULU – MASAMINI – MBUZWENI WATER SUPPLY

CONSTRUCTION OF WATER SUPPLY INFRASTRUCTURE FOR IDENTIFIED VILLAGES IN UMZIMKHULU – MASAMINI – MBUZWENI WATER SUPPLY

CONTRACT N^o HGDM 709/HGDM/2020

TABLE OF CONTENTS

PART	DESCRIPTION	PAGE COLOUR	PAGE No.
PART T: THE TENDER			TP 1-TP25
T1.1.	Tender Notice and Invitation to Tender	White	TP 2
T1.2	Tender Data	Pink	TP 4
T2.1	Returnable Documents and Schedules	Yellow	RD 1
T2.2	List of Returnable Documents and Schedules	Yellow	RD 2 to RD 54
PART C1: AGREEMENTS AND CONTRACT DATA			C 1 to C 21
C1.1	Form Offer and Acceptance	Yellow	C 2
C1.2	Contract Data	Yellow	C 8
C1.3	Performance Guarantee	Yellow	C 13
C1.4	Disclosure Statement	Yellow	C 16
C1.5	Agreement in terms of the Occupational Health and Safety Act No. 85 of 1993	Yellow	C 17
C1.6	Adjudication Board Member Agreement	Yellow	C19
PART C2: PRICING DATA			PD 1 to PD 24
C2.1	Pricing Instructions	Yellow	PD 2
C2.2	Schedule of Quantities	Yellow	PD 6
PART C3: SCOPE OF WORK			SW 1 to SW 120
	Scope of Work	Blue	SW 1
PART C4: SITE INFORMATION			SI 1 to SI 5
	Site Information	Green	SI 1
PART C5: DRAWINGS			D1 to D2
	Drawings	Green	D1

WATER SUPPLY FOR IDENTIFIED VILLAGES IN UMZIMKHULU – MASAMINI – MBUZWENI WATER SUPPLY

CONTRACT N° HGDM 709/HGDM/2020

CONSTRUCTION OF WATER SUPPLY INFRASTRUCTURE FOR IDENTIFIED VILLAGES IN UMZIMKHULU – MASAMINI – MBUZWENI WATER SUPPLY

PART T1: TENDERING PROCEDURES

TABLE OF CONTENTS

T1.1: Tender Notice and Invitation to Tender	TP 2
T1.2: Tender Data	TP 4

T1.1:Tender Notice and Invitation to Tender



HARRY GWALA DISTRICT MUNICIPALITY INFRASTRUCTURE SERVICES DEPARTMENT

BID NOTICE

BID INVITATION

Bids are hereby invited, from qualified and experienced Bidders, for the construction of the following Infrastructure projects within the Harry Gwala District municipality

NO.	PROJECT NAME	CIDB GRADING	COMPULSORY BRIEFING DATE	TENDER NUMBER	CLOSING DATE
i.	WATER SUPPLY FOR IDENTIFIED VILLAGES IN UMZIMKHULU – MASAMINI – MBUZWENI WATER SUPPLY: CONSTRUCTION OF WATER SUPPLY INFRASTRUCTURE FOR IDENTIFIED VILLAGES IN UMZIMKHULU – MASAMINI – MBUZWENI WATER SUPPLY	6CE OR HIGHER	10h30 on 23 NOVEMEBR 2020	HGDM 709/HGDM/2020	12h00, 11 DECEMBER 2020

Only Bidders that have the required CIDB Grading listed on the table above will be considered. Joint Ventures are also eligible to submit Bids provided that every member of the Joint Venture is registered with the CIDB and a combined grade of Joint Venture calculated in accordance with the CIDB regulations is equal to or higher than the specified Contractor grading.

Invalid or non-submission of the following documents will lead to immediate disqualification.

- **Central Supplier database registration**
- **JV Agreement (if applicable);**
- **A signed MBD4 form must be submitted with all bids (available on our website or at reception)**

The following will apply in all the above bids:

- Valid tax certificate or SARS pin
- Price(s) quoted must be firm and must be inclusive of VAT;
- A firm delivery period must be indicated.

HARRY GWALA DISTRICT MUNICIPALITY

CONSTRUCTION OF WATER SUPPLY INFRASTRUCTURE FOR IDENTIFIED VILLAGES IN UMZIMKHULU – MASAMINI – MBUZWENI WATER SUPPLY

HGDM 709/HGDM/2020

- All tenders must be valid for 90 days after the tender closing date
- A certified and valid B-BBEE status level verification certificate for claiming preference points.
- 80/20 Preference point system will be used in Evaluation. Functionality will be calculated first.

COLLECTION OF BID DOCUMENTS

Bid documents may be collected from the **18 November 2020 between 09h00 and 16h00** at Harry Gwala District Municipality Offices, Finance Services Department, situated at Ixopo 40 Main Street, Ixopo 3276. Tender documents will be issued upon payment of a non-refundable cash fee of **R500 each**.

CLOSING DATE

The closing date for the bids is as per the table on page **TP2**. Bids must be enclosed in **SEALED ENVELOPES** and clearly labelled with the contract number and project name on the outside of the envelopes addressed to **The Municipal Manager**.

Bids must be deposited in the Bid Box at the reception area of **Harry Gwala District Municipal, 40 Main Street, IXOPO** before the closing date. Telegraphic, telexed or faxed bids will not be considered, and late bids will not be accepted.

Harry Gwala District Municipality does not bind itself to accept the lowest or any Bid and reserves the right to accept the whole or any part of the bid.

The procedure for the evaluation of responsive tenders is **Method 2** with the 80/20 Preference Point System. Tenderers will be scored for quality first and only those tenders that meet the specified minimum total score for quality will be considered further. These tenders will then be evaluated on the basis of the 80/20 Preference Points System.

Method 2: Financial Offer, Quality and Preferences

(a) Quality

The score for quality is to be calculated using the following formula:

$$W_q = W_2 \times S_o / M_s$$

where:

W_2 = is the percentage score given to quality and equals **100**

S_o = is the score for quality allocated to the submission under consideration

M_s = is the maximum possible score for quality in respect to the submission

The quality will comprise scores for the following based on criteria indicated in the respective tender returnables and summarised as follows:

Description	Maximum Allocated Points
Experience of Key Personnel (Contracts Manager)	20
Experience of Key Personnel (Site Agent)	15
Experience of Key Personnel (Foreman)	10
Experience of Bidder with respect to similar projects	15
Financial Capacity	10
Previous Performance	30
TOTAL MAXIMUM POINTS	100

Mrs N. A Dlamini
Municipal Manager

T1.2: Tender Data

The Conditions of Tender are the Standard Conditions of Tender as contained in Annex F of the legislated Standard Conditions of Tender as published in Board Notice 62 of 2004 in Government Gazette 2647 of 9 June 2004 and amended by:

1. Board Notice 67 of 2005 in Government Gazette No 27831 of 22 July 2005;
2. Board Notice 99 of 2005 in Government Gazette No 28127 of 14 October 2005;
3. Board Notice 93 of 2006 in Government Gazette No 29138 of 18 August 2006;
4. Board Notice 8 of 2008 in Government Gazette No 30692 of 1 February 2008; and
5. Board Notice 12 of 2009 in Government Gazette No. 31823 of 30 January 2009.
6. Board Notice 136 of 2015 in Government Gazette No. 10684 of 20 January 2017.

are for ease of reference included herein in their entirety. In case of any discrepancies, the gazetted version takes precedence.

The standard conditions of tender are included separately after the Tender Data

Each item of data given below is cross-referenced to the Clause in the Standard Conditions of Tender to which it mainly applies.

Clause Number	Description
F.1.1	The Employer is Harry Gwala District Municipality
F.1.2	<p>The tender documents issued by the employer comprise the following:</p> <p>T1.1 Tender Notice and Invitation to Tender T1.2 Tender Data T2.1 List of Returnable Documents T2.2 Returnable Schedules</p> <p>Part 1: Agreements and Contract Data C1.1 Form of offer and acceptance C1.2 Contract data C1.3 Form of Guarantee C1.4 Adjudicator’s Contract</p> <p>Part 2: Pricing data C2.1 Pricing instructions C2.2 Activity schedules / Bills of Quantities</p> <p>Part 3: Scope of work C3 Scope of work</p> <p>Part 4: Site information C4 Site information</p> <p>Part 5: Drawings C5 Drawings</p>

Clause No.	Description
F.1.4	<p>The Employer's Agent's (also referred to as the Engineer) details are as follows:</p> <p>Name: Zimile Consulting Engineers Address: 76 Hope Street Kokstad 4700</p> <p>Tel N^o: +27 39 940 9729 Fax N^o: +27 39 265 8467</p> <p>Contact Person: Nhlanhla Ndlovu / Adam Bogatsu Email: nhlanhla@zimile.co.za / adam@zimile.co.za</p>
F.2.1	<p>The following tenders who are registered with the CIDB, or are capable of being so registered prior to the evaluation of submissions, are eligible to submit tenders.</p> <p>a) contractors who have a contractor grading designation equal to or higher than a contractor grading designation determined in accordance with the sum tendered for a 6CE class of construction work; and</p> <p>b) contractors registered as potentially emerging enterprises with the CIDB, who are registered in one contractor grading designation lower than that required in terms of the above (i.e. 6CE) and who satisfy the following criteria:</p> <ul style="list-style-type: none"> • They can demonstrate they have the financial resources to undertake the work being tendered for • They have priced documents fairly and can demonstrate the basis of pricing of items where in the Engineer's opinion the pricing is unbalanced • They can demonstrate that they have experienced personnel to manage the work being tendered for. <p>c) Joint ventures are eligible to submit tenders provided that:</p> <ol style="list-style-type: none"> 1. Every member of the joint venture is registered with the CIDB; 2. the lead partner has a contractor grading designation in the CE class of work 3. The combined contractor grading designation calculated in accordance with the Construction Industry Board Regulations is equal to or higher than a contractor grading designation determined in accordance with the sum tendered for 6CE class of construction or a value determined in accordance Regulation 25 (1B) or 25(7A) of the Construction Industry Development Regulations.
F2.7	<p>The arrangements for a compulsory briefing meeting are:</p> <p>Location: <u>Umzimkhulu Council Chambers and then drive to site</u> Date: <u>23 November 2020</u> Time: <u>10h30</u></p> <p>Tenderers must sign the Attendance Register in the name of the tendering entity. Addenda will be issued to and tenders will be received only from those tendering entities appearing on the Attendance Register.</p>

HGDM 709/HGDM/2020

F2.12	<p>If a tenderer wishes to submit an alternative offer, the only criteria permitted for such alternative tender offer is that it demonstrably satisfies the Employer's standards and requirements, the details of which may be obtained from the Employer's Agent.</p> <p>Calculations, drawings and all other pertinent technical information and characteristics as well as modified or proposed Pricing Data must be submitted with the alternative tender offer to enable the Employer to evaluate the efficacy of the alternative and its principal elements, to take a view on the degree to which the alternative complies with the Employer's standards and requirements and to evaluate the acceptability of the pricing proposals. Calculations must be set out in a clear and logical sequence and must clearly reflect all design assumptions in the development of the pricing proposal.</p> <p>Acceptance of an alternative tender offer will mean acceptance in principle of the offer. It will be an obligation of the contract for the tenderer, in the event that the alternative is accepted, to accept the full responsibility and liability that the alternative offer complies in all respects with the Employer's standards and requirements</p> <p>The modified Pricing Data must include an amount equal to 5% of the amount tendered for the alternative offer to cover the Employer's costs of confirming the acceptability of the detailed design before it is constructed.</p>
F.2.13.5 F.2.15.1	<p>The employer's address for delivery of tender offers and identification details to be shown on each tender offer package are as follows:</p> <p>Location of Tender Box: Foyer of Harry Gwala District Municipality Offices Physical Address: 40 Main Street, IXOPO Tender Documents Endorsed: Contract HGDM 709/HGDM/2020</p>
F.2.13 F.3.5	A two-envelope procedure will not be followed.
F.2.15	The closing time for submission of tender offers is 12h00 on 11 December 2020
F.2.15	Telephonic, telegraphic, telex, facsimile or e-mailed tender offers will not be acceptable.
F.2.16	The tender offer validity period is twelve (12) weeks (90 days) from the tender closing date
F.2.23	<p>The tenderer is required to submit with his tender:</p> <ol style="list-style-type: none"> 1) either a copy of the Certificate of Contractor Registration issued by the Construction Industry Development Board or a copy of the application Form for registration in terms of the Construction Industry Development Board Act (Form F006). 2) Copies of company registration documents. 3) an original valid Tax Clearance issued by the South African Revenue Services. 4) Copies of ID documents of Shareholders/Members/Directors of the business enterprises. 5) Copy of Letter of Good Standing from the Department of Labour; 6) JV Agreement (if applicable); 7) Occupational Health and Safety Plan (OHS) 8) Proof of Preference Points Claimed (BBEEE Certificate).
F.3.4	<p>The time and location for opening of the tender offers are:</p> <p>Time: 12h00 Date: 11 December 2020</p> <p>Location: Tender Box, Foyer of Harry Gwala District Municipality Offices, 40 Main Street, IXOPO, 3276</p>

F.3.11	<p>The procedure for the evaluation of responsive tenders is Method 2 with the 80/20 Preference Point System. Tenderers will be scored for quality first and only those tenders that meet the specified minimum total score for quality will be considered further. These tenders will then be evaluated on the basis of the 80/20 Preference Points System.</p> <p>Method 2: Financial Offer, Quality and Preferences</p> <p><u>(a) Quality</u> The score for quality is to be calculated using the following formula:</p> $W_q = W_2 \times S_o / M_s$ <p>where: W_2 = is the percentage score given to quality and equals 100 S_o = is the score for quality allocated to the submission under consideration M_s = is the maximum possible score for quality in respect to the submission</p> <p>The quality will comprise scores for the following based on criteria indicated in the respective tender returnables and summarised as follows:</p> <p>The score for quality can be further broken down per individual criteria as follows:</p> <table border="1" style="width: 100%; border-collapse: collapse;"> <thead> <tr> <th style="text-align: left;">Description</th> <th style="text-align: center;">Maximum Allocated Points</th> </tr> </thead> <tbody> <tr> <td>Experience of Key Personnel (Contracts Manager)</td> <td style="text-align: center;">20</td> </tr> <tr> <td>Experience of Key Personnel (Site Agent)</td> <td style="text-align: center;">15</td> </tr> <tr> <td>Experience of Key Personnel (Foreman)</td> <td style="text-align: center;">10</td> </tr> <tr> <td>Experience of Bidder with respect to similar projects</td> <td style="text-align: center;">15</td> </tr> <tr> <td>Financial Capacity</td> <td style="text-align: center;">10</td> </tr> <tr> <td>Previous Performance</td> <td style="text-align: center;">30</td> </tr> <tr> <td>TOTAL MAXIMUM POINTS</td> <td style="text-align: center;">100</td> </tr> </tbody> </table> <table border="1" style="width: 100%; border-collapse: collapse;"> <thead> <tr> <th style="text-align: left;">Key Criteria Aspect</th> <th style="text-align: left;">Basis for Points Allocation</th> <th style="text-align: center;">Score</th> <th style="text-align: center;">Max Score</th> <th style="text-align: left;">Verification Method</th> </tr> </thead> <tbody> <tr> <td rowspan="6">Experience of Key Personnel (Contracts Manager)</td> <td>Approved Degree/Diploma in built environment qualification and</td> <td></td> <td rowspan="6" style="text-align: center; vertical-align: middle;">20</td> <td rowspan="6">Certified Qualification certificates and Curriculum Vitae to be attached with traceable references. Experience must be on water projects</td> </tr> <tr> <td>Less than 4 years' experience</td> <td style="text-align: center;">8</td> </tr> <tr> <td>Between 4-7 years relevant experience in the position.</td> <td style="text-align: center;">15</td> </tr> <tr> <td>8-10 and above years' relevant experience in the position</td> <td style="text-align: center;">20</td> </tr> <tr> <td>No qualification with minimum of 5 years' experience in the position</td> <td style="text-align: center;">5</td> </tr> <tr> <td>No qualification with 6-10 years' experience in the position.</td> <td style="text-align: center;">8</td> </tr> <tr> <td></td> <td>No qualification with 10 and above years' experience in the position</td> <td style="text-align: center;">20</td> <td></td> <td></td> </tr> <tr> <td rowspan="4">Experience of Key Personnel (Site Agent)</td> <td>Approved Degree/Diploma in built environment qualification and</td> <td></td> <td rowspan="4" style="text-align: center; vertical-align: middle;">15</td> <td rowspan="4">Certified Qualification certificates and Curriculum Vitae to be attached with traceable references. Experience</td> </tr> <tr> <td>Less than 4 years' experience</td> <td style="text-align: center;">7</td> </tr> <tr> <td>Between 4-9 years relevant experience in the position.</td> <td style="text-align: center;">10</td> </tr> <tr> <td>10 and above years' relevant experience in the position</td> <td style="text-align: center;">15</td> </tr> </tbody> </table>	Description	Maximum Allocated Points	Experience of Key Personnel (Contracts Manager)	20	Experience of Key Personnel (Site Agent)	15	Experience of Key Personnel (Foreman)	10	Experience of Bidder with respect to similar projects	15	Financial Capacity	10	Previous Performance	30	TOTAL MAXIMUM POINTS	100	Key Criteria Aspect	Basis for Points Allocation	Score	Max Score	Verification Method	Experience of Key Personnel (Contracts Manager)	Approved Degree/Diploma in built environment qualification and		20	Certified Qualification certificates and Curriculum Vitae to be attached with traceable references. Experience must be on water projects	Less than 4 years' experience	8	Between 4-7 years relevant experience in the position.	15	8-10 and above years' relevant experience in the position	20	No qualification with minimum of 5 years' experience in the position	5	No qualification with 6-10 years' experience in the position.	8		No qualification with 10 and above years' experience in the position	20			Experience of Key Personnel (Site Agent)	Approved Degree/Diploma in built environment qualification and		15	Certified Qualification certificates and Curriculum Vitae to be attached with traceable references. Experience	Less than 4 years' experience	7	Between 4-9 years relevant experience in the position.	10	10 and above years' relevant experience in the position	15
Description	Maximum Allocated Points																																																				
Experience of Key Personnel (Contracts Manager)	20																																																				
Experience of Key Personnel (Site Agent)	15																																																				
Experience of Key Personnel (Foreman)	10																																																				
Experience of Bidder with respect to similar projects	15																																																				
Financial Capacity	10																																																				
Previous Performance	30																																																				
TOTAL MAXIMUM POINTS	100																																																				
Key Criteria Aspect	Basis for Points Allocation	Score	Max Score	Verification Method																																																	
Experience of Key Personnel (Contracts Manager)	Approved Degree/Diploma in built environment qualification and		20	Certified Qualification certificates and Curriculum Vitae to be attached with traceable references. Experience must be on water projects																																																	
	Less than 4 years' experience	8																																																			
	Between 4-7 years relevant experience in the position.	15																																																			
	8-10 and above years' relevant experience in the position	20																																																			
	No qualification with minimum of 5 years' experience in the position	5																																																			
	No qualification with 6-10 years' experience in the position.	8																																																			
	No qualification with 10 and above years' experience in the position	20																																																			
Experience of Key Personnel (Site Agent)	Approved Degree/Diploma in built environment qualification and		15	Certified Qualification certificates and Curriculum Vitae to be attached with traceable references. Experience																																																	
	Less than 4 years' experience	7																																																			
	Between 4-9 years relevant experience in the position.	10																																																			
	10 and above years' relevant experience in the position	15																																																			

HARRY GWALA DISTRICT MUNICIPALITY

CONSTRUCTION OF WATER SUPPLY INFRASTRUCTURE FOR IDENTIFIED VILLAGES IN UMZIMKHULU – MASAMINI
– MBUZWENI WATER SUPPLY

HGDM 709/HGDM/2020

					must be on water projects
		No qualification with minimum of 5 years' experience in the position	5		
		Between 4-9 years relevant experience in the position.	7		
		10 and above years' relevant experience in the position	10		
Experience of Key Personnel (Foreman)		1- 3 years' experience in the position	4	10	Curriculum Vitae to be attached with traceable references. Experience must be only on civil engineering projects specifically water.
		4-6 years' experience in the position	6		
		7-9 years' experience in the position	8		
		10 and above years' experience in the position	10		
Experience of Tenderer in completed similar projects		0-1 Project	2	15	Appointment letters and Completion Certificates (for subcontracting attach also appointment letter of main contractor).
		2-3 projects	5		
		4-5 projects	8		
		6-7 projects	12		
		More than 8-10	15		
Financial Capacity		Undoubted for the amount of your enquiry	A = 10	10	Rating by bank where account is held
		Good for tender amount quoted	B = 7		
		Average to good for the amount of tender enquiry, if strictly in the way of business	C = 5		
		Rating below good (D)	E-F = 2		
Previous Performance on two similar projects		Performance on 2 similar projects scored on the following by Employer of Referee (Max 5 points per project)		30	Completed and signed referee Form K (form to be signed by client)
		Contract Management	5		
		Qualification of Site personnel	5		
		Adequacy of resources (plant, finance and labour)	5		
		Communication and compliance to instructions	5		
		Quality of work produced	5		
		Time of completion of contract	5		
<p><u>Tenderers that score less than 60% of the total score allowed for quality will not be considered further.</u></p>					

HGDM 709/HGDM/2020

	<p><u>(b) Financial Offer</u></p> <p>The financial offer will be scored using the following formula</p> $Nf = W1 \times [1 - (P - Pm) / Pm]$ <p>where: W1 = 80 for financial values up to R50 000 000 (inclusive of VAT) of all responsive tenders received, and 90 for financial values over R50 000 000; Pm = the value of the comparative offer of the most favorable tender; P = the value of the comparative offer under consideration</p> <p><u>(c) Preferences</u></p> <p>Up to 20 points (for financial values up to R50 000 000) or 10 points (for financial values over R50 000 000) will be awarded to tenderers who are found to be eligible for the preference claimed.</p> <p>Points will be awarded to Tenderers for attaining the BBBEE status level of contribution as per the Preferential Procurement Policy Framework Act, 2000: Preferential Procurement Regulations, 2017 as detailed below.</p> <table border="1" data-bbox="316 846 1398 1200"> <thead> <tr> <th>BBBEE Status Level Contributor</th> <th>Number of Points (80/20 Principle)</th> <th>Number of Points (90/10 Principle)</th> </tr> </thead> <tbody> <tr><td>1</td><td>20</td><td>10</td></tr> <tr><td>2</td><td>18</td><td>9</td></tr> <tr><td>3</td><td>14</td><td>8</td></tr> <tr><td>4</td><td>12</td><td>6</td></tr> <tr><td>5</td><td>8</td><td>4</td></tr> <tr><td>6</td><td>6</td><td>3</td></tr> <tr><td>7</td><td>4</td><td>2</td></tr> <tr><td>8</td><td>2</td><td>1</td></tr> <tr><td>Non-Compliant Contributor</td><td>0</td><td>0</td></tr> </tbody> </table>	BBBEE Status Level Contributor	Number of Points (80/20 Principle)	Number of Points (90/10 Principle)	1	20	10	2	18	9	3	14	8	4	12	6	5	8	4	6	6	3	7	4	2	8	2	1	Non-Compliant Contributor	0	0
BBBEE Status Level Contributor	Number of Points (80/20 Principle)	Number of Points (90/10 Principle)																													
1	20	10																													
2	18	9																													
3	14	8																													
4	12	6																													
5	8	4																													
6	6	3																													
7	4	2																													
8	2	1																													
Non-Compliant Contributor	0	0																													
<p>F.3.13.1</p>	<p>Tender offers will only be accepted if:</p> <ol style="list-style-type: none"> the tenderer has in his or her possession an original valid Tax Clearance Certificate or SARS Pin issued by the South African Revenue Services, or has made arrangements to meet outstanding tax obligations the tenderer is registered with the Construction Industry Development Board in an appropriate contractor grading designation, by tender closing date; the tenderer is not in arrears for more than 3 months with the municipal rates and taxes and municipal services charges; the tenderer or any of its directors is not listed on the Register of Tender Defaulters in terms of the Prevention and Combating of Corrupt Activities Act of 2004 as a person prohibited from doing business with the public sector; the tender has not <ol style="list-style-type: none"> abused the Employer’s Supply Chain Management System; or failed to perform on any previous contract and has been given a written notice to this effect; and has completed the Compulsory Enterprise Questionnaires and there are no conflicts of interest which may impact on the tenderer’s ability to perform the contract in the best interest of the employer or potentially compromise the tender process. the Tenderer or a competent authorized representative of the Contractor who submitted the tender has attended the compulsory clarification meeting and/or site inspection, as specified; the tender offer is signed by a person authorized to sign on behalf of the Tenderer; a Tenderer who submitted a tender as a Joint Venture has included an acceptable Joint 																														

HARRY GWALA DISTRICT MUNICIPALITY

**CONSTRUCTION OF WATER SUPPLY INFRASTRUCTURE FOR IDENTIFIED VILLAGES IN UMZIMKHULU – MASAMINI
– MBUZWENI WATER SUPPLY**

HGDM 709/HGDM/2020

	Venture Agreement with his tender.
F.3.18	The number of paper copies of the signed contract to be provided by the Employer is one original plus one original duplicate.
	The additional conditions of tender are as follows: 1. The BBBEE Certificate from an accredited organisation will be used to award preference points.

APPENDIX: STANDARD CONDITIONS OF TENDER

(These Standard Conditions of Tender have been reproduced, without any changes, from Appendix A of the CIDB Standardized Construction Procurement Documentation for Engineering Construction Works (5 August 2005))

F.1 General

F.1.1 Actions

F1.1.1. The employer and each tenderer submitting a tender offer shall comply with these conditions of tender. In their dealings with each other, they shall discharge their duties and obligations as set out in F.2 and F.3, timeously and with integrity, and behave equitably, honestly and transparently, comply with all legal obligations and not engage in anticompetitive practices.

F1.1.2. The employer and the tenderer and all their agents and employees involved in the tender process shall avoid conflicts of interest and where a conflict of interest is perceived or known, declare any such interest in their tender submissions. Employees, agents and advisors of the employer shall declare any conflict of interest to whoever is responsible for overseeing the procurement process at the start of any deliberations relating to the procurement process or as soon as they become aware of such conflict, and abstain from any decisions where such conflict exists or recuse themselves from the procurement process, as appropriate.

Note 1) A conflict of interest may arise due to a conflict of roles which might provide an incentive for improper acts in some circumstances. A conflict of interest can create an appearance of impropriety that can undermine confidence in the ability of the person to act properly in his or her position even if no improper acts result.

2) Conflicts of interest in respect of those engaged in the procurement process include direct, indirect or family interests in the tender or outcome of the procurement process and any personal bias, inclination, obligation, allegiance or loyalty which would in any way affect any decision taken.

F.1.1.3 The employer shall not seek, and a tenderer shall not submit a tender without having a firm intention and the capacity to proceed with the contract.

F.1.2 Tender Documents

The documents issued by the employer for the purpose of a tender offer are listed in the tender data.

F.1.3 Interpretation

F.1.3.1 The tender data and additional requirements contained in the tender schedules that are included in the returnable documents are deemed to be part of these conditions of tender.

F.1.3.2 These conditions of tender, the tender data and tender schedules which are only required for tender evaluation purposes, shall not form part of any contract arising from the invitation to tender.

F.1.3.3 For the purposes of these conditions for the calling for expressions of interest, the following definitions apply:

- (a) **conflict of interest** means any situation in which
 - i) someone in a position of trust has competing professional or personal interest which make it difficult to fulfil his or her duties impartially;

HGDM 709/HGDM/2020

- ii) an individual or organisation is in a position to exploit a professional or official capacity in some way for their personal or corporate benefit; or
 - iii) incompatibility or contradictory interests exist between an employee and the organisation which employs that employee.
- (b) **comparative offer** means the tenderer's financial offer after the factors of non-firm prices, all unconditional discounts and any other tendered parameters that will affect the value of the financial offer have been taken into consideration
 - (c) **corrupt practice** means the offering, giving, receiving or soliciting of anything of value to influence the action of the employer or his staff or agents in the tender process; and
 - (d) **fraudulent practice** means the misrepresentation of the facts in order to influence the tender process or the award of a contract arising from a tender offer to the detriment of the employer, including collusive practices intended to establish prices at artificial levels
 - (e) **Organisation** means a company, firm, enterprise, association or other legal entity, whether incorporated or not, or a public body
 - (f) **Quality (functionality)** means the totality of features and characteristics of a product or service that bear on its ability to satisfy stated or implied needs.

F.1.4 Communication and employer's agent

Each communication between the employer and a tenderer shall be to or from the employer's agent only, and in a form that can be read, copied and recorded. Writing shall be in the English language. The employer shall not take any responsibility for non-receipt of communications from or by a tenderer. The name and contact details of the employer's agent are stated in the tender data.

F.1.5 The employer's right to accept or reject any tender offer

F.1.5.1 The employer may accept or reject any variation, deviation, tender offer, or alternative tender offer, and may cancel the tender process and reject all tender offers at any time before the formation of a contract. The employer shall not accept or incur any liability to a tenderer for such cancellation and rejection but will give reasons for such action upon written request to do so.

F.1.5.2 The employer may not subsequent to the cancellation or abandonment of a tender process or the rejection of all tender offers re-issue a tender covering substantially the same scope of work within a period of six months unless only one tender was received and such tender was returned unopened to the tenderer.

F.1.6 Procurement Procedures

F.1.6.1 General

Unless otherwise stated in the tender data, a contract will, subject F.3.13, be concluded with the tenderer who in terms of F.3.11 is the highest ranked or the tenderer scoring the highest number of tender evaluation points, as relevant, based on the tender submissions that are received at the closing time for tenders.

F.1.6.2 Competitive Negotiation Procedure

F.1.6.2.1 Where the tender data require that the competitive negotiation procedure is to be followed, tenderers shall submit tender offers in response to the proposed contract in the first round of submissions. Notwithstanding the requirements of F.3.4 , the Employer shall announce only the names of the tenderers who make a submission. The requirements of F.3.8 relating to the material deviations or qualifications which affect the competitive positions of tenderers shall not apply.

F.1.6.2.2 All responsive tenderers, or not less than three responsive tenderers that are highest ranked in terms of the evaluation method and evaluation criteria stated in the data, shall be invited in each round to enter the competitive negotiations, based on the principle of equal treatment and keeping confidential the proposed solutions and associated information. Notwithstanding the provisions of F.2.17, the Employer may request that tenders be clarified, specified and fine-tuned in order to improve a tenderer's competitive position provided that such clarification, specification, fine-tuning and additional information does not alter any fundamental aspects of the offers or impose substantial new requirements which restrict or distort competition or have a discriminatory effect.

F.1.6.2.3 At the conclusion of each round of negotiations, tenderers shall be invited by the Employer to make a fresh tender offer, based on the same evaluation criteria, with or without adjusted weightings. Tenderers shall be advised when they are to submit their best and final offer.

F.1.6.2.4 The contract shall be awarded in accordance with the provisions of F.3.11 and F.3.13 after tenderers have been requested to submit their best and final offer.

F.1.6.3 Proposal Procedure using two stage system

F.1.6.3.1 Option 1

Tenderers shall in the first stage submit technical proposals and, if required, cost parameters around which a contract may be negotiated. The Employer shall evaluate each responsive submission in terms of the method of evaluation stated in the tender data, and in the second stage negotiate a contract with the tenderer scoring the highest number of evaluation points and award the contract in terms of these conditions of tender.

F.1.6.3.2 Option 2

F.1.6.3.2.1 Tenderers shall submit in the first stage only technical proposals. The Employer shall invite all responsive tenderers to submit tender offers in the second stage, following the issuing of procurement documents.

F.1.6.3.2.2. The Employer shall evaluate tenders received during the second stage in terms of the method of evaluation stated in the tender data and award the contract in terms of these conditions of tender.

F.2 Tenderer's obligations

F.2.1 Eligibility

F.2.1.1 Submit a tender offer only if the tenderer complies with the criteria stated in the tender data and the tenderer, or any of his principals, is not under any restriction to do business with employer.

HGDM 709/HGDM/2020

F.2.1.2 Notify the Employer of any proposed material change in the capabilities or formation of the tendering entity (or both) or any other criteria which formed part of the qualifying requirements used by the Employer as the basis in a prior process to invite the tenderer to submit a tender offer and obtain the Employer's written approval prior to do so prior to the closing time of tenders.

F.2.2 Cost of tendering

Accept that the employer will not compensate the tenderer for any costs incurred in the preparation and submission of a tender offer, including the costs of any testing necessary to demonstrate that aspects of the offer satisfy requirements.

F.2.3 Check documents

Check the tender documents on receipt for completeness and notify the employer of any discrepancy or omission.

F.2.4 Confidentiality and copyright of documents

Treat as confidential all matters arising in connection with the tender. Use and copy the documents issued by the employer only for the purpose of preparing and submitting a tender offer in response to the invitation.

F.2.5 Reference documents

Obtain, as necessary for submitting a tender offer, copies of the latest versions of standards, specifications, conditions of contract and other publications, which are not attached but which are incorporated into the tender documents by reference.

F.2.6 Acknowledge addenda

Acknowledge receipt of addenda to the tender documents, which the employer may issue, and if necessary, apply for an extension to the closing time stated in the tender data, in order to take the addenda into account.

F.2.7 Site visit and clarification meeting

Attend, where required, a site visit and clarification meeting at which tenderers may familiarize themselves with aspects of the proposed work, services or supply and raise questions. Details of the meeting(s) are stated in the tender data.

F.2.8 Seek clarification

Request clarification of the tender documents, if necessary, by notifying the employer at least five working days before the closing time stated in the tender data.

F.2.9 Insurance

Be aware that the extent of insurance to be provided by the employer (if any) may not be for the full cover required in terms of the conditions of contract identified in the contract data. The tenderer is advised to seek qualified advice regarding insurance.

F.2.10 Pricing the tender offer

- F.2.10.1** Include in the rates, prices, and the tendered total of the prices (if any) all duties, taxes (except Value Added Tax (VAT), and other levies payable by the successful tenderer, such duties, taxes and levies being those applicable 14 days before the closing time stated in the tender data.
- F.2.10.2** Show VAT payable by the employer separately as an addition to the tendered total of the prices.
- F.2.10.3** Provide rates and prices that are fixed for the duration of the contract and not subject to adjustment except as provided for in the conditions of contract identified in the contract data.
- F.2.10.4** State the rates and prices in Rand unless instructed otherwise in the tender data. The conditions of contract identified in the contract data may provide for part payment in other currencies.

F.2.11 Alterations to documents

Not make any alterations or additions to the tender documents, except to comply with instructions issued by the employer, or necessary to correct errors made by the tenderer. All signatories to the tender offer shall initial all such alterations. Erasures and the use of masking fluid are prohibited.

F.2.12 Alternative tender offers

- F.2.12.1** Unless otherwise stated in the tender data, submit alternative tender offers only if a main tender offer, strictly in accordance with all the requirements of the tender documents, is also submitted. The alternative tender offer is to be submitted with the main tender offer together with a schedule that compares the requirements of the tender documents with the alternative requirements the tenderer proposes.
- F.2.12.2** Accept that an alternative tender offer may be based only on the criteria stated in the tender data or criteria otherwise acceptable to the employer.

F.2.13 Submitting a tender offer

- F.2.13.1** Submit one tender offer only, either as a single tendering entity or as a member in joint venture, to provide the whole of the works, services or supply identified in the contract data, unless stated otherwise in the tender data.
- F.2.13.2** Return all returnable documents to the employer after completing them in their entirety, either electronically (if they were issued in electronic format) or by writing in black ink.
- F.2.13.3** Submit the parts of the tender offer communicated on paper as an original plus the number of copies stated in the tender data, with an English translation of any documentation in a language other than English, and the parts communicated electronically in the same format as they were issued by the employer.
- F.2.13.4** Sign the original and all copies of the tender offer where required in terms of the tender data. The employer will hold all authorized signatories liable on behalf of the tenderer. Signatories for tenderers proposing to contract as joint ventures shall state which of the signatories is the lead partner whom the employer shall hold liable for the purpose of the tender offer.

HGDM 709/HGDM/2020

- F.2.13.5** Seal the original and each copy of the tender offer as separate packages marking the packages as "ORIGINAL" and "COPY". Each package shall state on the outside the employer's address and identification details stated in the tender data, as well as the tenderer's name and contact address.
- F.2.13.6** Where a two-envelope system is required in terms of the tender data, place and seal the returnable documents listed in the tender data in an envelope marked "financial proposal" and place the remaining returnable documents in an envelope marked "technical proposal". Each envelope shall state on the outside the employer's address and identification details stated in the tender data, as well as the tenderer's name and contact address.
- F.2.13.7** Seal the original tender offer and copy packages together in an outer package that states on the outside only the employer's address and identification details as stated in the tender data.
- F.2.13.8** Accept that the employer shall not assume any responsibility for the misplacement or premature opening of the tender offer if the outer package is not sealed and marked as stated.
- F.2.13.9** Accept that tender offers submitted by facsimile or email will be rejected by the Employer, unless stated otherwise in the tender data.
- F.2.14** **Information and data to be completed in all respects**
- Accept that tender offers, which do not provide all the data or information requested completely and in the form required, may be regarded by the employer as non-responsive.
- F.2.15** **Closing time**
- F.2.15.1** Ensure that the employer receives the tender offer at the address specified in the tender data not later than the closing time stated in the tender data. Proof of posting shall not be accepted as proof of delivery. The employer shall not accept tender offers submitted by telegraph, telex, facsimile or e-mail, unless stated otherwise in the tender data.
- F.2.15.2** Accept that, if the employer extends the closing time stated in the tender data for any reason, the requirements of these conditions of tender apply equally to the extended deadline.
- F.2.16** **Tender offer validity**
- F.2.16.1** Hold the tender offer(s) valid for acceptance by the employer at any time during the validity period stated in the tender data after the closing time stated in the tender data.
- F.2.16.2** If requested by the employer, consider extending the validity period stated in the tender data for an agreed additional period.
- F.2.16.3** Accept that a tender submission that has been submitted to the employer may only be withdrawn or substituted by giving the employer's agent written notice before the closing time for tenders that a tender is to be withdrawn or substituted.
- F.2.16.4** Where a tender submission is to be substituted, submit a substitute tender in accordance with the requirements of F.2.13 with the packages clearly marked as "SUBSTITUTE".

F.2.17 Clarification of tender offer after submission

Provide clarification of a tender offer in response to a request to do so from the employer during the evaluation of tender offers. This may include providing a breakdown of rates or prices and correction of arithmetical errors by the adjustment of certain rates or item prices (or both). No change in the competitive position of tenderers or substance of the tender offer is sought, offered or permitted.

F.2.18 Provide other material

F.2.18.1 Provide, on request by the employer, any other material that has a bearing on the tender offer, the tenderer's commercial position (including notarized joint venture agreements), preferencing arrangements, or samples of materials, considered necessary by the employer for the purpose of a full and fair risk assessment. Should the tenderer not provide the material, or a satisfactory reason as to why it cannot be provided, by the time for submission stated in the employer's request, the employer may regard the tender offer as non-responsive.

F.2.18.2 Dispose of samples of materials provided for evaluation by the employer, where required.

F.2.19 Inspections, tests and analysis

Provide access during working hours to premises for inspections, tests and analysis as provided for in the tender data.

F.2.20 Submit securities, bonds, policies, etc.

If requested, submit for the employer's acceptance before formation of the contract, all securities, bonds, guarantees, policies and certificates of insurance required in terms of the conditions of contract identified in the contract data.

F.2.21 Check final draft

Check the final draft of the contract provided by the employer within the time available for the employer to issue the contract.

F.2.22 Return of other tender documents

If so, instructed by the employer, return all retained tender documents within 28 days after the expiry of the validity period stated in the tender data.

F.2.23 Certificates

Include in the tender submission or provide the employer with any certificates as stated in the tender data.

F.3 The employer's undertakings

F.3.1 Respond to requests from the tenderer

F.3.1.1 Respond to a request for clarification received up to five working days prior to the tender closing time stated in the Tender Data and notify all tenderers who drew procurement documents.

F.3.1.2 Consider any request to make material change in the capabilities or formation of the tendering entity (or both) or any other criteria which formed part of the qualifying requirements used to prequalify a tenderer to submit a tender offer in terms of a previous procurement process and deny any such request if as a consequence:

- a) An individual firm, or joint venture as a whole, or any individual member of the joint venture fails to meet any of the collective or individual qualifying requirements.
- b) The new partners to a joint venture were not prequalified in the first instance, either as individual firms or as another joint venture; or
- c) In the opinion of the Employer, acceptance of the material change would compromise the prequalification process.

F.3.2 Issue Addenda

If necessary, issue addenda that may amend or amplify the tender documents to each tenderer during the period from the date of the Tender Notice until seven days before the tender closing time stated in the Tender Data. If, as a result a tenderer applies for an extension to the closing time stated in the Tender Data, the Employer may grant such extension and, will then notify it to all tenderers who drew documents.

F.3.3 Return late tender offers

Return tender offers received after the closing time stated in the Tender Data, unopened, (unless it is necessary to open a tender submission to obtain a forwarding address), to the tenderer concerned.

F.3.4 Opening of tender submissions

F.3.4.1 Unless the two-envelope system is to be followed, open valid tender submissions in the presence of tenderers' agents who choose to attend at the time and place stated in the tender data. Tender submissions for which acceptable reasons for withdrawal have been submitted will not be opened.

F.3.4.2 Announce at the opening held immediately after the opening of tender submissions, at a venue indicated in the tender data, the name of each tenderer whose tender offer is opened, the total of his prices, preferences claimed and time for completion, if any, for the main tender offer only.

F.3.4.3 Make available the record outlined in F.3.4.2 to all interested persons upon request.

F.3.5 Two-envelope system

F.3.5.1 Where stated in the tender data that a two-envelope system is to be followed, open only the technical proposal of valid tenders in the presence of tenderers' agents who choose to attend at the time and place stated in the tender data and announce the name of each tenderer whose technical proposal is opened.

F.3.5.2 Evaluate the quality of the technical proposals offered by tenderers, then advise tenderers who remain in contention for the award of the contract of the time and place when the financial proposals will be opened. Open only the financial proposals of tenderers, who score in the quality evaluation above the minimum number of points for quality stated in the tender data, and announce the score obtained for the technical proposals and the total price and any preferences claimed. Return unopened financial proposals to tenderers whose technical proposals failed to achieve the minimum number of points for quality.

F.3.6 Non-disclosure

Not disclose to tenderers, or to any other person not officially concerned with such processes, information relating to the evaluation and comparison of tender offers, the final evaluation price and recommendations for the award of a contract, until after the award of the contract to the successful tenderer.

F.3.7 Grounds for rejection and disqualification

Determine whether there has been any effort by a tenderer to influence the processing of tender offers and instantly disqualify a tenderer (and his tender offer) if it is established that he engaged in corrupt or fraudulent practices.

F.3.8 Test for responsiveness

F.3.8.1 Determine, on opening and before detailed evaluation, whether each tender offer properly received:

- (a) meets the requirements of these Conditions of Tender,
- (b) has been properly and fully completed and signed, and
- (c) is responsive to the other requirements of the tender documents.

F.3.8.2 A responsive tender is one that conforms to all the terms, conditions, and specifications of the tender documents without material deviation or qualification. A material deviation or qualification is one which, in the Employer's opinion, would:

- detrimentally affect the scope, quality, or performance of the works, services or supply identified in the Scope of Work,
- change the Employer's or the tenderer's risks and responsibilities under the contract, or
- affect the competitive position of other tenderers presenting responsive tenders, if it were to be rectified.

Reject a non-responsive tender offer, and not allow it to be subsequently made responsive by correction or withdrawal of the non-conforming deviation or reservation.

F.3.9 Arithmetical errors

F.3.9.1 Check responsive tender offers for arithmetical errors between amounts in words and amounts in figures. Where there is a discrepancy between the amounts in figures and in words, the amount in words shall govern.

F.3.9.2 Check the highest ranked tender or tenderer with the highest number of tender evaluation points after the evaluation of tenders in accordance with F.3.11 for :

- a) The gross misplacement of the decimal point in the unit rate,
- b) Omissions made in completing the pricing schedule or bills of quantities or
- c) Arithmetic errors in
 - Line item totals resulting from the product of unit rate and a quantity in bills of quantities or schedule of prices; or
 - The summation of the prices.

F3.9.2 Notify the tenderers of all errors or omissions that are identified in the tender offer and invite the tenderer to either confirm the tender offer as tendered or accept the corrected total of prices.

F.3.9.3 Where the tenderer elects to confirm the tender offer as tendered, correct the errors as follows:

- a) If bills of quantities or pricing schedules apply and there is an error in the line item total resulting from the product of the unit rate and the quantity, the line item total as quoted shall govern, and the unit rate will be corrected. Where there is an obviously gross misplacement

HGDM 709/HGDM/2020

of the decimal point in the unit rate, the line item total as quoted shall govern and the unit rate shall be corrected.

- b) Where there is an error in the total of the prices either as a result of other corrections required by this checking process or in the tenderer's addition of prices, the total of the prices shall govern and the tenderer will be asked to revise selected item prices (and their rates if a bill of quantities applies) to achieve the tendered total of the prices.

Consider the rejection of a tender offer if the tenderer does not correct or accept the correction of his arithmetical errors in the manner described above.

F.3.10 Clarification of a tender offer

Obtain clarification from a tenderer on any matter that could give rise to ambiguity in a contract arising from the tender offer.

F.3.11 Evaluation of tender offers

F3.11.1 General

Appoint an evaluation panel of not less than three persons. Reduce each responsive tender offer to a comparative offer and evaluate them using the tender evaluation methods and associated evaluation criteria and weightings that are specified in the tender data.

F.3.11.2 Method 1: Price and Preference

In the case of a price and preference:

- 1) Score tender evaluation points for price
- 2) Score points for BBBEE contribution
- 3) Add the points scored for price and BBBEE.

F.3.11.3 Method 2: Functionality, Price and Preference

In the case of a functionality, price and preference:

- 1) Score functionality, rejecting all tender offers that fail to achieve the minimum number of points for functionality as stated in the Tender Data.
- 2) No tender must be regarded as an acceptable tender if it fails to achieve the minimum qualifying score for functionality as indicated in the tender invitation.
- 3) Tenders that have achieved the minimum qualification score for functionality must be evaluated further in terms of the preference points system prescribed in paragraphs 4 and 4 and 5 below.

The 80/20 preference point system for acquisition of services, works or goods up to Rand value of R50 million

- 4) (a)(i) The following formula must be used to calculate the points for price in respect of tenders(including price quotation) with a rand value equal to, or above R 30 000 and up to Rand value of R 50 000 000 (all applicable taxes included):

$$P_s = 80 \left(1 - \frac{(P_t - P_{\min})}{P_{\min}} \right)$$

Where

P_s = Points scored for comparative price of tender or offer under consideration.

P_t = Comparative price of tender or offer under consideration; and

P_{min} = Comparative price of lowest acceptable tender or offer.

HARRY GWALA DISTRICT MUNICIPALITY

**CONSTRUCTION OF WATER SUPPLY INFRASTRUCTURE FOR IDENTIFIED VILLAGES IN UMZIMKHULU – MASAMINI
– MBUZWENI WATER SUPPLY**

HGDM 709/HGDM/2020

(4)(a)(ii) An employer of state may apply the formula in paragraph (i) for price quotations with a value less than R30 000, if and when appropriate:

HARRY GWALA DISTRICT MUNICIPALITY

CONSTRUCTION OF WATER SUPPLY INFRASTRUCTURE FOR IDENTIFIED VILLAGES IN UMZIMKHULU – MASAMINI – MBUZWENI WATER SUPPLY

HGDM 709/HGDM/2020

(4)(b) Subject to subparagraph(4)(c), points must be awarded to a tender for attaining the B-BBEE status level of contributor in accordance with the table below:

B-BBEE status level of contributor	Number of points
1	20
2	18
3	16
4	12
5	8
6	6
7	4
8	2
Non-compliant contributor	0

(4)(c) A maximum of 20 points may be allocated in accordance with subparagraph (4)(b)

(4)(d) The points scored by tender in respect of B-BBEE contribution contemplated in contemplated in subparagraph (4) (b) must be added to the points scored for price as calculated in accordance with subparagraph (4)(a).

(4)(e) Subject to paragraph 4.3.8 the contract must be awarded to the tender who scores the highest total number of points.

The 90/ 10 preference points system for acquisition of services, works or goods with a Rand value above R 50 million

(5)(a) The following formula must be used to calculate the points for price in respect of tenders with a Rand value above R50 000 000 (all applicable taxes included):

90/10

$$P_s = 90 \left(1 - \frac{P_t - P_{\min}}{P_{\min}} \right)$$

Where:

P_s = Points scored for comparative price of tender or offer under consideration;

P_t = Comparative price of tender or offer under consideration; and

P_{min} = Comparative price of lowest acceptable tender or offer.

(5)(b) Subject to subparagraph(5)(c), points must be awarded to a tender for attaining the B- BBEE status level of contributor in accordance with the table below:

HARRY GWALA DISTRICT MUNICIPALITY

CONSTRUCTION OF WATER SUPPLY INFRASTRUCTURE FOR IDENTIFIED VILLAGES IN UMZIMKHULU – MASAMINI – MBUZWENI WATER SUPPLY

HGDM 709/HGDM/2020

B-BBEE status level of contributor	Number of points
1	10
2	9
3	8
4	5
5	4
6	3
7	2
8	1
Non-compliant contributor	0

- (5)(c) A maximum of 10 points may be allocated in accordance with subparagraph
- (5)(d) The points scored by tender in respect of B-BBEE contribution contemplated in subparagraph (5) (b) must be added to the points scored for price as calculated in accordance with subparagraph (5)(a).
- (5)(e) Subject to paragraph 4.3.8 the contract must be awarded to the tender who scores the highest total number of points.

F.3.11.6 Decimal places

Score price, preference and functionality, as relevant, to two decimal places.

F.3.11.7 Scoring Price

Score price of remaining responsive tender offers using the following formula:

$$N_{FO} = W_1 \times A$$

where:

N_{FO} is the number of tender evaluation points awarded for price.

W_1 is the maximum possible number of tender evaluation points awarded for price as stated in the Tender Data.

A is a number calculated using the formula and option described in Table F.1 as stated in the Tender Data.

Table F.1: Formulae for calculating the value of A

Formula	Comparison aimed at achieving	Option 1 ^a	Option 2 ^a
1	Highest price or discount	$A = (1 + (P - P_m)) P_m$	$A = P / P_m$
2	Lowest price or percentage commission / fee	$A = (1 - (P - P_m)) P_m$	$A = P_m / P$
^a P_m is the comparative offer of the most favourable comparative offer.			
P is the comparative offer of the tender offer under consideration.			

F.3.11.8 Scoring preferences

Confirm that tenderers are eligible for the preferences claimed in accordance with the provisions of the tender data and reject all claims for preferences where tenderers are not eligible for such preferences. Calculate the total number of tender evaluation points for preferences claimed in accordance with the provisions of the tender data.

F.3.11.9 Scoring functionality

Score each of the criteria and subcriteria for quality in accordance with the provisions of the Tender Data.

Calculate the total number of tender evaluation points for quality using the following formula:

$$NQ = W2 \times SO / MS$$

where:

SO is the score for quality allocated to the submission under consideration;

MS is the maximum possible score for quality in respect of a submission; and

W2 is the maximum possible number of tender evaluation points awarded for the quality as stated in the tender data

F.3.12 Insurance provided by the employer

If requested by the proposed successful tenderer, submit for the tenderer's information the policies and / or certificates of insurance which the conditions of contract identified in the contract data, require the employer to provide.

F.3.13 Acceptance of tender offer

Accept the tender offer, if in the opinion of the employer, it does not present any risk and only if the tenderer:

- a) is not under restrictions, or has principals who are under restrictions, preventing participating in the employer's procurement,
- b) can, as necessary and in relation to the proposed contract, demonstrate that he or she possesses the professional and technical qualifications, professional and technical competence, financial resources, equipment and other physical facilities, managerial capability, reliability, experience and reputation, expertise and the personnel, to perform the contract,
- c) has the legal capacity to enter into the contract,
- d) is not insolvent, in receivership, under Business Rescue as provided for in chapter 6 of the Companies Act, 2008, bankrupt or being wound up, has his affairs administered by **a court or a** judicial officer, has suspended his business activities, or is subject to legal proceedings in respect of any of the foregoing,
- e) complies with the legal requirements, if any, stated in the tender data, and
- f) is able, in the opinion of the employer, to perform the contract free of conflicts of interest.

F.3.14 Prepare contract documents

- F.3.14.1** If necessary, revise documents that shall form part of the contract and that were issued by the employer as part of the tender documents to take account of:

- a) addenda issued during the tender period,
- b) inclusion of some of the returnable documents, and
- c) other revisions agreed between the employer and the successful tenderer.

F.3.14.2 Complete the schedule of deviations attached to the form of offer and acceptance, if any.

F.3.15 Complete adjudicator's contract

Unless alternative arrangements have been agreed or otherwise provided for in the contract, arrange for both parties to complete formalities for appointing the selected adjudicator at the same time as the main contract is signed.

F.3.16 Notice to unsuccessful tenderers

F.3.16.1 Notify the successful tenderer of the employer's acceptance of his tender offer by completing and returning one copy of the form of offer and acceptance before the expiry of the validity period stated in the tender data, or agreed additional period.

F.3.16.2 After the successful tenderer has been notified of the employer's acceptance of the tender, notify other tenderers that their tender offers have not been accepted.

F.3.17 Provide copies of the contracts

Provide to the successful tenderer the number of copies stated in the Tender Data of the signed copy of the contract as soon as possible after completion and signing of the form of offer and acceptance.

F.3.18 Provide written reasons for actions taken

Provide upon request written reasons to tenderers for any action that is taken in applying these conditions of tender, but withhold information which is not in the public interest to be divulged, which is considered to prejudice the legitimate commercial interests of tenderers or might prejudice fair competition between tenderers.

F3.19 Transparency in the procurement process

F3.19.1 The CIDB prescripts require that tenders must be advertised and be registered on the CIDB iTender system.

F3.19.2 The employer must adopt a transparency model that incorporates the disclosure and accountability as transparency requirements in the procurement process.

F3.19.3 The transparency model must identify the criteria for selection of projects, project information template and the threshold value of the projects to be disclosed in the public domain at various intervals of delivery of infrastructure projects.

F3.19.4 The client must publish the information on a quarterly basis which contains the following information:

- Procurement planning process
- Procurement method and evaluation process
- Contract type

HARRY GWALA DISTRICT MUNICIPALITY

CONSTRUCTION OF WATER SUPPLY INFRASTRUCTURE FOR IDENTIFIED VILLAGES IN UMZIMKHULU – MASAMINI – MBUZWENI WATER SUPPLY

HGDM 709/HGDM/2020

- Contract status
- Number of firms tendering
- Cost estimate
- Contract title
- Contract firm(s)
- Contract price
- Contract scope of work
- Contract start date and duration
- Contract evaluation reports

F3.19.5 The employer must establish a Consultative Forum which will conduct a random audit in the implementation of the transparency requirements in the procurement process.

F3.19.6 Consultative Forum must be an independent structure from the bid committees.

F3.19.7 The information must be published on the employer's website.

F 3.19.8 Records of such disclosed information must be retained for audit purposes.

WATER SUPPLY FOR IDENTIFIED VILLAGES IN UMZIMKHULU – MASAMINI – MBUZWENI WATER SUPPLY

CONSTRUCTION OF WATER SUPPLY INFRASTRUCTURE FOR IDENTIFIED VILLAGES IN UMZIMKHULU – MASAMINI – MBUZWENI WATER SUPPLY

CONTRACT No. HGDM 709/HGDM/2020

PART T2: RETURNABLE DOCUMENTS AND SCHEDULES

INDEX

PART T2.1: LIST OF RETURNABLE DOCUMENTS AND SCHEDULES	RD2
FORM A: Certificate of Attendance at Clarification Meeting	RD3
FORM B: Authority for Signatory	RD4
FORM C: Certificate of Registration with CIDB	RD6
FORM D: Schedule of Work Carried out by the Tenderer	RD7
FORM E: Preliminary Programme	RD8
FORM F: Amendments, Qualifications and Alternatives	RD9
FORM G: Tenderer's Tax Clearance Certificate	RD11
FORM H: Tenderer's Financial Standing	RD12
FORM I: Form of Intent to Provide a Performance Guarantee	RD14
FORM J: Compulsory Enterprise Questionnaire	RD15
FORM K: Proforma Client Reference of Projects	RD17
FORM L: Proof of Purchase of Tender Documents	RD18
FORM M: Preferential Procurement	RD19
FORM N: MBD4 Form	RD34
FORM O: BBBEE Certificate, Company Reg Doc & Other Doc	RD37
FORM P: Joint Venture Disclosure Form	RD38
FORM Q: Schedule of Const Plant & Equipment	RD44
FORM R: Schedule of Proposed Sub-Contractors	RD45
FORM S: Record of Addenda to Tender Documents	RD46
FORM T: Key Personnel	RD47
FORM U: Rates for Special Materials	RD49
FORM V: Contractor's Health and Safety Declaration	RD50
FORM W: UIF Registration Certificate	RD52
FORM X: Certificate of Municipal Services	RD53

PART T2.1: LIST OF RETURNABLE DOCUMENTS AND SCHEDULES

1. List of Returnable Documents and Schedules Required for Tender Evaluation Purposes

- Certificate of Tenderers' Attendance at the Clarification Meeting
- Authority for Signatory
- Schedule of Work Carried out by the Tenderer
- Certificate of Registration with CIDB
- Preliminary Programme
- Amendments, Qualifications and Alternatives
- Tax Clearance Certificate
- BBBEE Certificate
- Tenderer's Financial Standing
- Form of Intent to Provide a Performance Guarantee
- Compulsory Enterprise Questionnaire
- UIF Registration Certificate
- Proof of Purchase of Tender Documents
- MBD4 Form
- Joint Venture Disclosure Form
- Company Registration Certificate
- Identity Documents
- VAT Registration Certificate
- Copy of Cashed Cheque for Company
- Project Specific Health and Safety Plan
- Certificate of Municipal Services

2. Other Returnable Schedules and Documents that Will be Incorporated into the Contract

- Schedule of Construction Plant & Equipment
- Schedule of Proposed Sub-Contractors
- Record of Addenda to Tender Documents
- Rates for Special Materials
- Contractor's Health and Safety Declaration
- Form of Offer and Acceptance (Part C1)
- Contract Data (Part C1)
- Form of Guarantee (Part C1)
- Adjudicator's Agreement (Part C1)
- Agreement in Terms of the OHS Act No 85 of 1993 (Part C1)
- Bill of Quantities (Part C2)
- Scope of Work (Part C3)
- Site information (Part C4)
- Drawings (Part C5)

FORM A: Certificate of Attendance at Clarification Meeting

CONTRACT N° HGDM 709/HGDM/2020

CONSTRUCTION OF WATER SUPPLY INFRASTRUCTURE FOR IDENTIFIED VILLAGES IN UMZIMKHULU – MASAMINI – MBUZWENI WATER SUPPLY SCHEMES

(Please print)

It is hereby CERTIFIED that I, (*name*)

in my capacity as.....and a duly authorized

representative of..... (the TENDERER)

of (address).....

in the company of.....(the ENGINEER)

attended the official Site Inspection on(date)

for and on behalf of the above-named Tenderer.

I hereby further DECLARE that I am satisfied with the description of the Works and the explanations given by the above-named Engineer.

SIGNATURE
(On behalf of TENDERER)

DATE

AS WITNESS :-
(On behalf of ENGINEER)

NAME

SIGNATURE

DATE

FORM B: Authority for Signatory

Indicate the status of the tenderer by ticking the appropriate box hereunder. The tenderer must complete the certificate set out below for the relevant category.

A Company	B Partnership	C Joint Venture	D Sole Proprietor	E Close Corporation

A. Certificate for Company

I,, chairperson of the board of, hereby confirm that by resolution of the board (copy attached) taken on 20....., Mr/Ms

acting in the capacity of, was authorised to sign all documents in connection with this tender for CONTRACT N° HGDM 709/HGDM/2020 and any contract resulting from it on behalf of the company.

As witnesses:

1. Chairman:
2. Date:

Signature of Authorised Person:

B. Certificate for Partnership

We, the undersigned, being the key partners in the business trading as, hereby authorise, Mr/Ms, acting in the capacity of, to sign all documents in connection with this tender for CONTRACT N° HGDM 709/HGDM/2020 and any contract resulting from it on our behalf.

Name	Address	Signature	Date

Note: This certificate is to be completed and signed by all key partners upon whom rests the direction of the affairs of the Partnership as a whole.

Signature of Authorised Person:

HARRY GWALA DISTRICT MUNICIPALITY

CONSTRUCTION OF WATER SUPPLY INFRASTRUCTURE FOR IDENTIFIED VILLAGES IN UMZIMKHULU – MASAMINI – MBUZWENI WATER SUPPLY

HGDM 709/HGDM/2020

C. Certificate for Joint Venture

We, the undersigned, are submitting this tender offer in Joint Venture and hereby

authorise Mr/Ms, authorised signatory of the company

....., acting in the capacity of lead partner, to sign all documents in connection with this tender for CONTRACT **HGDM 709/HGDM/2020** and any contract resulting from it on our behalf.

This authorisation is evidenced by the attached power of attorney signed by legally authorised signatories of all the partners to the Joint Venture.

Name of Firm	Address	Authorising Name and Capacity	Authorising Signature
Lead Partner:			

Signature of Authorised Person:

D. Certificate for Sole Proprietor

I,, hereby confirm that I am

the sole owner of the business trading as

As witnesses:

1. Sole Owner:

2. Date:

Signature of Authorised Person:

E. Certificate for Close Corporation

We, talculations must be set out in a clear and logical sequence and must clearly reflect all design assumptions in the development of the pricing proposal.

lect all design assumptions in the development of the pricing proposal.

ect all design assumptions in the development of the pricing proposal.

Acceptance of an alternative tender offer will mean acceptance in principle of the offer. It will be an obligation of the c^o **HGDM 709/HGDM/2020** and any contract resulting from it on our behalf.

Name	Address	Signature	Date

Note: This certificate is to be completed and signed by all key partners upon whom rests the direction of the affairs of the Partnership as a whole.

Signature of Authorised Person:

HARRY GWALA DISTRICT MUNICIPALITY

**CONSTRUCTION OF WATER SUPPLY INFRASTRUCTURE FOR IDENTIFIED VILLAGES IN UMZIMKHULU – MASAMINI
– MBUZWENI WATER SUPPLY**

HGDM 709/HGDM/2020

FORM C: Certificate of Registration with CIDB

The Tenderer is to attach a copy (ies) of Tenderer's Registration with CIDB or alternatively furnish the CIDB registration number and details in the table below. This information will be verified with the CIDB through the CIDB website. It is the Tenderer's responsibility to ensure that their details are displayed on the website. If a joint venture is tendering, details of all the JV members are to be furnished.

Name of Tenderer/Contractor	CIDB Registration Number	Category and Class of Registration e.g. 1CE

My/Our failure to submit the certificate(s) or furnish the required details with my/our tender document will lead to the conclusion that I/we are not registered with CIDB and therefore are not eligible to tender.

SIGNATURE:
(of person authorised to sign on behalf of the Tenderer)

DATE:

FORM D: Schedule of Work Carried out by the Tenderer

The Tenderer shall list below the last ten civil engineering contracts of a similar nature awarded to him. This information is material to the award of the Contract.

EMPLOYER (Name, Tel No and Fax No)	CONSULTING ENGINEER (Name, Tel No and Fax No)	NATURE OF WORK	VALUE OF WORK	YEAR OF COMPLETION

SIGNATURE:
(of person authorised to sign on behalf of the Tenderer)

DATE:

HARRY GWALA DISTRICT MUNICIPALITY

CONSTRUCTION OF WATER SUPPLY INFRASTRUCTURE FOR IDENTIFIED VILLAGES IN UMZIMKHULU – MASAMINI – MBUZWENI WATER SUPPLY

HGDM 709/HGDM/2020

FORM E: Preliminary Programme

The Tenderer shall detail below or attach a preliminary programme reflecting the proposed sequence and tempo of execution of the various activities comprising the work for this Contract. The programme shall be in accordance with the information supplied in the Contract, requirements of the Project Specifications and with all other aspects of his Tender.

PROGRAMME

ACTIVITY	WEEKS												

[Note: The programme must be based on the completion time as specified in the Contract Data. No other completion time that may be indicated on this programme will be regarded as an alternative offer, unless it is listed in Table (b) of Form F hereafter and supported by a detailed statement to that effect, all as specified in the Tender Data]

SIGNATURE:
(of person authorised to sign on behalf of the Tenderer)

DATE:

FORM F: Amendments, Qualifications and Alternatives

(This is not an invitation for amendments, deviations or alternatives but should the Tenderer desire to make any departures from the provisions of this contract he shall set out his proposals clearly hereunder. The Employer will not consider any amendment, alternative offers or discounts unless forms (a), (b) and (c) have been completed to the satisfaction of the Employer).

I / We herewith propose the amendments, alternatives and discounts as set out in the tables below:

(a) AMENDMENTS

PAGE, CLAUSE OR ITEM NO	PROPOSED AMENDMENT

Notes:

- (1) Proposals for amendments to the General and Special Conditions of Contract are not acceptable, and will be ignored;
- (2) The Tenderer must give full details of all the financial implications of the amendments and qualifications in a covering letter attached to his tender.

(b) ALTERNATIVES

PROPOSED ALTERNATIVE	DESCRIPTION OF ALTERNATIVE

Notes

HARRY GWALA DISTRICT MUNICIPALITY

CONSTRUCTION OF WATER SUPPLY INFRASTRUCTURE FOR IDENTIFIED VILLAGES IN UMZIMKHULU – MASAMINI – MBUZWENI WATER SUPPLY

HGDM 709/HGDM/2020

- (1) Individual alternative items that do not justify an alternative tender, and an alternative offer for time for completion should be listed here.
- (2) In the case of a major alternative to any part of the work, a separate Bill of Quantities, programme, etc, and a detailed statement setting out the salient features of the proposed alternatives must accompany the tender.
- (3) Alternative tenders involving technical modifications to the design of the works and methods of construction shall be treated separately from the main tender offer.

(c) DISCOUNTS

ITEM ON WHICH DISCOUNT IS OFFERED	DESCRIPTION OF DISCOUNT OFFERED

Note

The Tenderer must give full details of the discounts offered in a covering letter attached to his tender, failing which, the offer for a discount may have to be disregarded.]

SIGNATURE: DATE:
(of person authorised to sign on behalf of the Tenderer)

FORM G: Tenderer's Tax Clearance Certificate

The Tenderer is to attach his original Tax Clearance Certificate or SARS Pin on this page. In the case of a Joint Venture, original copies of Tax Clearance Certificates for all members of the Joint Venture must be attach.

Tenderers must note that failure to comply with this requirement will render their tender invalid.

FORM H: Tenderer's Financial Standing

WATER SUPPLY FOR IDENTIFIED VILLAGES IN UMZIMKHULU – MASAMINI – MBUZWENI WATER SUPPLY

CONSTRUCTION OF WATER SUPPLY INFRASTRUCTURE FOR IDENTIFIED VILLAGES IN UMZIMKHULU – MASAMINI – MBUZWENI WATER SUPPLY

HGDM 709/HGDM/2020

The Employer may make inquiries to obtain a bank rating from the Tenderer's bank.

To this end, the Tenderer must provide with his tender, a bank rating, certified by his banker, to the effect that he will be able to successfully complete the contract at the tendered amount within the specified time for completion.

However, should the tenderer be unable to provide a bank rating with his tender, he shall be state the reasons thereof and in addition provide the following details of his banker and bank account details that he intends to use for the contract:

Name of Account Holder:

Name of Bank: Branch:

Account Number: Account Type:

Telephone Number: Fax N^o:

Name of Contact Person (*at bank*):

Failure to provide either the required bank details or a certified bank rating with his tender will lead to the conclusion that the Tenderer does not have the necessary financial resources at his disposal to complete the contract successfully within the specified time for completion.

The Employer undertakes to treat the information thus received as confidential, strictly for the use of evaluation of the tender submitted by the Tenderer.

SIGNATURE:
(*of person authorised to sign on behalf of the Tenderer*)

DATE:

HARRY GWALA DISTRICT MUNICIPALITY

**CONSTRUCTION OF WATER SUPPLY INFRASTRUCTURE FOR IDENTIFIED VILLAGES IN UMZIMKHULU – MASAMINI
– MBUZWENI WATER SUPPLY**

HGDM 709/HGDM/2020

CERTIFIED BANK RATING

Tenderers to attach a Certified Bank Rating to this page. Failure to comply may lead to awarding of zero points for quality on this criteria.

FORM I: Form of Intent to Provide a Performance Guarantee

[The Tenderer must attach hereto a letter from the bank or institution. with whom he has made the necessary arrangements, to the effect that the said bank or institution will be prepared to provide the required performance guarantee when asked to do so].

Tenderers are to refer to Form C1.3: Form of Guarantee

FORM J: Compulsory Enterprise Questionnaire

The following particulars must be furnished. In the case of a joint venture, **separate** enterprise questionnaires in respect of each partner must be completed and submitted.

Section 1: Name of enterprise:

Section 2: VAT registration number, if any:

Section 3: CIDB registration number, if any:

Section 4: Particulars of sole proprietors and partners in partnerships

Name*	Identity number*	Personal income tax number*

* Complete only if sole proprietor or partnership and attach separate page if more than 3 partners

Section 5: Particulars of companies and close corporations

Company registration number

Close corporation number

Tax reference number

Section 6: Record of service of the state

Indicate by marking the relevant boxes with a cross, if any sole proprietor, partner in a partnership or director, manager, principal shareholder or stakeholder in a company or close corporation is currently or has been within the last 12 months in the service of any of the following:

- | | |
|--|---|
| <input type="checkbox"/> a member of any municipal council | <input type="checkbox"/> an employee of any provincial department, national or provincial public entity or constitutional institution within the meaning of the Public Finance Management Act, 1999 (Act 1 of 1999) |
| <input type="checkbox"/> a member of any provincial legislature | <input type="checkbox"/> a member of an accounting authority of any national or provincial public entity |
| <input type="checkbox"/> a member of the National Assembly or the National Council of Province | <input type="checkbox"/> an employee of Parliament or a provincial legislature |
| <input type="checkbox"/> a member of the board of directors of any municipal entity | |
| <input type="checkbox"/> an official of any municipality or municipal entity | |

If any of the above boxes are marked, disclose the following:

Name of sole proprietor, partner, director, manager, principal shareholder or stakeholder	Name of institution, public office, board or organ of state and position held	Status of service (tick appropriate column)	
		current	Within last 12 months

*insert separate page if necessary

Section 7: Record of spouses, children and parents in the service of the state

Indicate by marking the relevant boxes with a cross, if any spouse, child or parent of a sole proprietor, partner in a partnership or director, manager, principal shareholder or stakeholder in a company or close corporation is currently or has been within the last 12 months been in the service of any of the following:

- a member of any municipal council
- a member of any provincial legislature
- a member of the National Assembly or the National Council of Province
- a member of the board of directors of any municipal entity
- an official of any municipality or municipal entity
- an employee of any provincial department, national or provincial public entity or constitutional institution within the meaning of the Public Finance Management Act, 1999 (Act 1 of 1999)
- a member of an accounting authority of any national or provincial public entity
- an employee of Parliament or a provincial legislature

Name of spouse, child or parent	Name of institution, public office, board or organ of state and position held	Status of service (tick appropriate column)	
		current	Within last 12 months

*insert separate page if necessary

The undersigned, who warrants that he/she is duly authorised to do so on behalf of the enterprise:

- i) authorizes the Employer to obtain a tax clearance certificate from the South African Revenue Services that my / our tax matters are in order;
- ii) confirms that the neither the name of the enterprise or the name of any partner, manager, director or other person, who wholly or partly exercises, or may exercise, control over the enterprise appears on the Register of Tender Defaulters established in terms of the Prevention and Combating of Corrupt Activities Act of 2004;
- iii) confirms that no partner, member, director or other person, who wholly or partly exercises, or may exercise, control over the enterprise appears, has within the last five years been convicted of fraud or corruption;
- iv) confirms that I / we are not associated, linked or involved with any other tendering entities submitting tender offers and have no other relationship with any of the tenderers or those responsible for compiling the scope of work that could cause or be interpreted as a conflict of interest;
- iv) confirms that the contents of this questionnaire are within my personal knowledge and are to the best of my belief both true and correct;

Signed _____ Date _____

Name _____ Position _____

Name of Enterprise _____

HARRY GWALA DISTRICT MUNICIPALITY

CONSTRUCTION OF WATER SUPPLY INFRASTRUCTURE FOR IDENTIFIED VILLAGES IN UMZIMKHULU – MASAMINI – MBUZWENI WATER SUPPLY

HGDM 709/HGDM/2020

FORM K: Proforma Client Reference of Projects

The Tenderer must request previous Client/Referee to be complete this form for two projects for their respective pipeline reticulation projects (as claimed in the Tenderers Experience Schedule). The completed and signed forms to be submitted with the Tender.

PROFORMA REPORT ON THE TENDERER'S COMPETENCE AND PERFORMANCE ON PIPELINE RETICULATION PROJECT FOR TENDER EVALUATION PURPOSES

The following form will be requested to be completed by the Tenderers previous Clients.

Project Details:

Description of work:

Employer:

Value of work:

Contract Duration and Commencement Date:

Diameter of pipelines:

Length of pipelines:

	Qualitative Statements as assessed by Referees	Points		Score
1	"Contractor's Management was adequate for the contract"			
2	"Contractor provided suitably qualified Site personnel"	Unacceptable	0	
3	"Contractor's provided adequate resources for the contract"	Poor	1	
		Below Average	2	
4	"Contractor's communication and compliance to instructions was good"	Average	3	
		Above Average	4	
5	"Quality of work produced was to drawings and specification"	Good	5	
6	"Contract was completed on time"			
	Total Points Obtained			

Any other remarks considered necessary to assist in evaluation of the Service Provider?


.....
.....

Client's/ contact person & Capacity:

Telephone:

Client Signature:

Date:



FORM L: Proof of Purchase of Tender Documents

The Tenderer shall insert here proof of purchase of the tender documents in the form of an official receipt or other acceptable form of proof

FORM M: Preferential Procurement

Harry Gwala District Municipality has adopted the Preference Point System as stipulated in the Preferential Procurement Policy Framework Act, 2000 (Act No. 5 of 2000) and as set out in the 2017 regulations.

M.1. PRINCIPLES APPLIED BY THE MUNICIPALITY

- 1.1 The Harry Gwala District Municipality has a responsibility to ensure that resources are managed in the most efficient and effective manner possible. This aim forms part of a national objective to manage the use of the resources of the nation in a thrifty, careful and economic manner and in such a way as to maximise sustained economic growth. The Municipality also has a responsibility to ensure that its activities further other overall national objectives of equity and redress, and to balance the furthering of these objectives in a manner that is fair and transparent. The Municipality is committed, therefore, to a process of cost effective, competitive procurement for goods and services that incorporates a targeted preferential methodology aimed at furthering the growth and development of persons, or categories of persons, historically disadvantaged by unfair discrimination on the basis of race, gender or disability.
- 1.2 No contract for the supply of any goods to or for any work, undertaking or service for or on behalf of the Harry Gwala District Municipality involving an estimated expenditure in excess of an amount prescribed in the Municipality's Preferential Procurement/Supply Chain Management Policy shall be entered into by the Municipality, unless public tenders have been called for in the manner prescribed.
- 1.3 Furthermore, the Harry Gwala District Municipality shall, in accordance with the framework prescribed by national legislation, give preference in awarding contracts to persons or categories of persons historically disadvantaged by unfair discrimination on the basis of race, gender or disability, and shall make the granting of such preferences public in the manner determined in the policy.

M.2 The 80/20 Preference Point System

The procedure for the evaluation of responsive tenders is **Method 2** with the 80/20 Preference Point System. Tenderers will be scored for quality first and only those tenders that meet the specified minimum total score for quality will be considered further. These tenders will then be evaluated on the basis of the 80/20 Preference Points System.

Method 2: Financial Offer, Quality and Preferences

(a) Quality

The score for quality is to be calculated using the following formula:

$$W_q = W_2 \times S_o / M_s$$

where:

W_2 = is the percentage score given to quality and equals **100**

S_o = is the score for quality allocated to the submission under consideration

M_s = is the maximum possible score for quality in respect to the submission

The quality will comprise scores for the following based on criteria indicated in the respective tender returnables:

HARRY GWALA DISTRICT MUNICIPALITY

CONSTRUCTION OF WATER SUPPLY INFRASTRUCTURE FOR IDENTIFIED VILLAGES IN UMZIMKHULU – MASAMINI – MBUZWENI WATER SUPPLY

HGDM 709/HGDM/2020

Description	Maximum Allocated Points
Experience of Key Personnel (Contracts Manager)	20
Experience of Key Personnel (Site Agent)	15
Experience of Key Personnel (Foreman)	10
Experience of Bidder with respect to similar projects	15
Financial Capacity	10
Previous Performance	30
TOTAL MAXIMUM POINTS	100

The score for quality can be further broken down per individual criteria as follows:

Key Criteria Aspect	Basis for Points Allocation	Score	Max Score	Verification Method
Experience of Key Personnel (Contracts Manager)	Approved Degree/Diploma in built environment qualification and		20	Certified Qualification certificates and Curriculum Vitae to be attached with traceable references. Experience must be on water projects
	No qualification with 10 and above years' experience in the position	20		
	8-10 and above years' relevant experience in the position	20		
	Between 4-7 years relevant experience in the position.	15		
	Less than 4 years' experience	8		
	No qualification with 6-10 years' experience in the position.	8		
	No qualification with minimum of 5 years' experience in the position	5		
Experience of Key Personnel (Site Agent)	Approved Degree/Diploma in built environment qualification and		15	Certified Qualification certificates and Curriculum Vitae to be attached with traceable references. Experience must be on water projects
	Less than 4 years' experience	7		
	Between 4-9 years relevant experience in the position.	10		
	10 and above years' relevant experience in the position	15		
	No qualification with minimum of 5 years' experience in the position	5		
	Between 4-9 years relevant experience in the position.	7		
	10 and above years' relevant experience in the position	10		
Experience of Key Personnel (Foreman)	1- 3 years' experience in the position	4	10	Curriculum Vitae to be attached with traceable references. Experience must be only on civil engineering projects specifically water.
	4-6 years' experience in the position	6		
	7-9 years' experience in the position	8		
	10 and above years' experience in the position	10		
Experience of Tenderer in completed similar	0-1 Project	2	15	Appointment letters and Completion Certificates (for
	2-3 projects	5		
	4-5 projects	8		
	6-7 projects	12		

HARRY GWALA DISTRICT MUNICIPALITY

CONSTRUCTION OF WATER SUPPLY INFRASTRUCTURE FOR IDENTIFIED VILLAGES IN UMZIMKHULU – MASAMINI – MBUZWENI WATER SUPPLY

HGDM 709/HGDM/2020

projects	More than 8-10	15		subcontracting attach also appointment letter of main contractor).
Financial Capacity	Undoubted for the amount of your enquiry	A = 10	10	Rating by bank where account is held
	Good for tender amount quoted	B = 7		
	Average too good for the amount of tender enquiry, if strictly in the way of business	C = 5		
	Rating below good (D)	E-F = 2		
Previous Performance on two similar projects	<i>Performance on 2 similar projects scored on the following by Employer of Referee (Max 5 points per project)</i>		30	Completed and signed referee Form K (form to be signed by client)
	Contract Management	5		
	Qualification of Site personnel	5		
	Adequacy of resources (plant, finance and labour)	5		
	Communication and compliance to instructions	5		
	Quality of work produced	5		
	Time of completion of contract	5		

Tenderers that score less than 60% of the total score allowed for quality will not be considered further.

(b) Financial Offer

The financial offer will be scored using the following formula

Price Points: 80 Points Maximum

The following formula will be used to calculate the points for price in respect of tenders with a Rand value up to R50 000,000:-

$$Ps = 80 \left\{ 1 - \frac{(Pt - Pmin)}{Pmin} \right\}$$

Where:-

- Ps** = Points scored for price of tender under consideration
- Pt** = Rand value of offer tender consideration
- Pmin** = Rand value of lowest acceptable tender

(c) Preferences

HARRY GWALA DISTRICT MUNICIPALITY

CONSTRUCTION OF WATER SUPPLY INFRASTRUCTURE FOR IDENTIFIED VILLAGES IN UMZIMKHULU – MASAMINI – MBUZWENI WATER SUPPLY

HGDM 709/HGDM/2020

Up to **20** points (for financial values up to R50 000 000) or **10** points (for financial values over R50 000 000) will be awarded to tenderers who are found to be eligible for the preference claimed.

Points will be awarded to Tenderers for attaining the BBBEE status level of contribution as per the Preferential Procurement Policy Framework Act, 2000: Preferential Procurement Regulations, 2011 as detailed below.

BBBEE Contributor	Status Level	Number of Points (90/10 Principle)	Number of Points (80/20 Principle)
	1	10	20
	2	9	18
	3	8	14
	4	6	12
	5	4	8
	6	3	6
	7	2	4
	8	1	2
Non-Compliant Contributor		0	0

(d) Example of Adjudication Schedule

A typical example of the tender evaluation process and schedule is shown in the table below.

STAGE 1	STAGE 2	STAGE 3	STAGE 4	STAGE 5		STAGE 6	STAGE 7	STAGE 8	STAGE 9
				Risk Assessment			Points Allocation		
Name of Tenderer	Price Tendered	Is Tenderer Responsive	Has Tenderer Scored adequate Points for Functionality	Tendered Time for Completion Realistic	Has Tenderer got the plant and equipment	Are Rates & Price Realistic	Points for Price	Points for BBBEE Status Level of Contribution	Total Points
A	50 000	Yes	Yes	6 Months	YES	NO	0	0	0
B	200 000	Yes	Yes	5 Months	YES	YES	80	2	82
C	210 000	Yes	Yes	6 Months	YES	YES	76.0	8	84.0
D	235 000	Yes	Yes	7 Months	YES	YES	66.0	5	83.8
E	235 000	Yes	Yes	5 Months	YES	YES	66.0	5	83.8
F	600 000	Yes	Yes	6 Months	YES	NO	0	0	0
G	240 000	No	N/A	N/A	YES	N/A	0	0	0

Calculation of Price Points - Tendered	Calculation of Development Points - Tendered
$Np = 80 \left\{ 1 - \left(\frac{P - P_{min}}{P_{min}} \right) \right\}$ $Np = 80 \left\{ 1 - \left(\frac{210\,000 - 200\,000}{200\,000} \right) \right\}$ $= 80 \times (1 - 0.05)$ $= 80 \times 0.95$ <p>Np = 76.0</p>	<p>BBBEE status level of contribution</p> <p>= 8 points</p>
TOTAL ADJUDICATION POINTS = 76.0 + 8 = 84.0 POINTS	

M.3 Bidder Submission Requirements

All bidders must provide the following information and certificates with their bids and may not consider any quotation or bid submitted by a service provider who fails to submit the following information:

- All potential or actual conflicts of interests
- The name of the entity or person
- Whether the owner is or has been in the service of the state in the previous 12 months
- If the provider is not a natural person, whether any of its directors, managers, principle shareholders or stakeholders is in the service of the state or has been in the previous 12 months
- Whether a spouse, child or parent of the provider or of a director, manager shareholder or stakeholder is in the service of the state or has been in the previous 12 months
- Tax reference numbers, including Tax, PAYE, UIF and SDL and VAT, if applicable
- Identification or company registration numbers
- A valid Tax clearance certificates issued by SARS
- BBEEE Certificate for tendering entity. For joint ventures, the BBEEE certificates for the individual JV members should be submitted.
- Registration with relevant bodies or controlling authorities if such registrations are mandatory
- Employment Equity Registration Numbers from the Department of Labour, if applicable
- Proof of registration and a letter of good standing from the Compensation Commissioner in compliance with COID Act.
- Proof that municipal rates, taxes and service charges accounts are in order

M.4 Adjudication Criteria

Adjudications will be conducted in accordance with the prescribed formulae as indicated in the Preferential Procurement Policy Framework Act and the Broad-Based Black Economic Empowerment Act and scorecards. Adjudication criteria will be clearly stated in the bid documents.

The award must be made to the bidder scoring the highest number of points unless objective criteria indicate that the award should be made to another bidder. The reasons for deviating from the prescribed norms and standards must be documented by the bid adjudication

HGDM 709/HGDM/2020

committee and reported immediately to the Accounting Officer. The Accounting Officer may at any stage, refer any recommendations made by either the bid evaluation or bid adjudication committees back to those committees for reconsideration.

M.5 Rejection / Disqualification Criteria

The Municipality may disqualify any offer or bid submitted for the following reasons:

- (i) The bidder failed to comply with all submission requirements as stated in the tender document.
- (ii) The entity or one of its directors is listed on National Treasury's data base as a person prohibited from doing business with the public sector
- (iii) There are levies for water & sanitation service charges from any Municipality by the entity or any of its directors that are in arrears for longer than 3 months unless credit arrangements have been made in terms of council policies.
- (iv) The entity has failed to perform satisfactorily on previous contracts with any Municipality or other organ of state, after that entity was given written notice that performance was unsatisfactory
- (v) Any of the directors committed a corrupt or fraudulent act in competing for a particular contract or in the execution of a contract
- (vi) An Official or other role player committed any corrupt or fraudulent act during the bidding process or the execution of a contract that benefited that person
- (vii) The entity or any of its directors abused the supply chain management system or committed any improper conduct in relation to such system
- (viii) Any director has been convicted for fraud or corruption during the past 5 years
- (ix) Has wilfully neglected, reneged on or failed to comply with any government, municipal or other public sector contract during the last 5 years
- (x) Misrepresentation of facts or information in the tender document submitted.
- (xi) Submission of two tender documents (from the same company) unless the other tender document is an alternative offer.
- (xii) Any persons whose tax matters have not been declared as being in order by the South African Revenue Services for awards in excess of R15, 000 Inc VAT.

M.6 Payments

Payments for Small and Micro projects shall be made within 30 days after submission of an acceptable invoice which has been approved by the Municipality's Representative or as specified in the Municipality's Special Conditions of Contract.

M.7 Assignment

The Service Provider may not cede or assign this contract or any moneys due or that may become due to it, without the prior written consent of the Municipality.

M.8 Joint Ventures

The Municipality will only accept Joint Venture agreements that are formed as a new legal entity and where an acceptable and legal agreement is submitted to the municipality. Any payments due to the Joint Venture will be made to the JV bank account.

M.9 Penalties (Construction Contracts and where Necessary)

Penalties on late completion of work shall be as specified in the Contract Data.

NATIONAL TREASURY

NO. R. 32

JANUARY 2017

**PREFERENTIAL PROCUREMENT POLICY FRAMEWORK ACT, 2000:
PREFERENTIAL PROCUREMENT REGULATIONS, 2017**

The Minister of Finance has, in terms of section 5 of the Preferential Procurement Policy Framework Act, 2000 (Act No. 5 of 2000), made the regulations set out in the Schedule.

**SCHEDULE
Preferential Procurement Regulations, 2017**

Contents

1. Definitions
2. Application
3. Identification of preference point system, designated sector, pre-qualification criteria, objective criteria and subcontracting
4. Prequalification criteria for preferential procurement
5. Tenders to be evaluated on functionality
6. 80/20 preference point system for acquisition of goods or services for Rand value equal to or above R30 000 and up to R50 million
7. 90/10 preference point system for acquisition of goods or services with Rand value above R50 million
8. Local production and content
9. Subcontracting as condition of tender
10. Criteria for breaking deadlock in scoring
11. Award of contracts to tenderers not scoring highest points
12. Subcontracting after award of tender
13. Cancellation of tender
14. Remedies
15. Circulars and guidelines
16. Repeal of Regulations and saving
17. Short title and commencement

Definitions

1. In these Regulations, unless the context indicates otherwise, any word or expression to which a meaning has been assigned in the Act must bear the meaning so assigned-

“**B-BBEE**” means broad-based black economic empowerment as defined in section 1 of the Broad-Based Black Economic Empowerment Act;

“**B-BBEE status level of contributor**” means the B-BBEE status of an entity in terms of a code of good practice on black economic empowerment issued in terms of section 9(1) of the Broad-Based Black Economic Empowerment Act;

“**black designated groups**” has the meaning assigned to it in the codes of good practice issued in terms of section 9(1) of the Broad-Based Black Economic Empowerment Act;

“**black people**” has the meaning assigned to it in section 1 of the Broad-Based Black Economic Empowerment Act;

“**Broad-Based Black Economic Empowerment Act**” means the Broad-Based Black Economic Empowerment Act, 2003 (Act No. 53 of 2003);

“co-operative” means a co-operative registered in terms of section 7 of the Cooperatives Act, 2005 (Act No. 14 of 2005);

“designated group” means-

- (a) black designated groups;
- (b) black people;
- (c) women;
- (d) people with disabilities; or
- (e) small enterprises, as defined in section 1 of the National Small Enterprise Act, 1996 (Act No. 102 of 1996);

“designated sector” means a sector, sub-sector or industry or product designated in terms of regulation 8(1)(a);

“EME” means an exempted micro enterprise in terms of a code of good practice on black economic empowerment issued in terms of section 9(1) of the Broad-Based Black Economic Empowerment Act;

“functionality” means the ability of a tenderer to provide goods or services in accordance with specifications as set out in the tender documents;

“military veteran” has the meaning assigned to it in section 1 of the Military Veterans Act, 2011 (Act No. 18 of 2011);

“National Treasury” has the meaning assigned to it in section 1 of the Public Finance Management Act, 1999 (Act No. 1 of 1999);

“people with disabilities” has the meaning assigned to it in section 1 of the Employment Equity Act, 1998 (Act No. 55 of 1998);

“price” includes all applicable taxes less all unconditional discounts;

“proof of B-BBEE status level of contributor” means-

- (a) the B-BBEE status level certificate issued by an authorised body or person;
- (b) a sworn affidavit as prescribed by the B-BBEE Codes of Good Practice; or
- (c) any other requirement prescribed in terms of the Broad-Based Black Economic Empowerment Act;

“QSE” means a qualifying small business enterprise in terms of a code of good practice on black economic empowerment issued in terms of section 9(1) of the Broad-Based Black Economic Empowerment Act;

“Rand value” means the total estimated value of a contract in Rand, calculated at the time of the tender invitation;

“rural area” means-

- (a) a sparsely populated area in which people farm or depend on natural resources, including villages and small towns that are dispersed through the area; or
- (b) an area including a large settlement which depends on migratory labour and remittances and government social grants for survival, and may have a traditional land tenure system;

“stipulated minimum threshold” means the minimum threshold stipulated in terms of regulation 8(1)(b);

“the Act” means the Preferential Procurement Policy Framework Act, 2000 (Act No. 5 of 2000);

“township” means an urban living area that any time from the late 19th century until 27 April 1994, was reserved for black people, including areas developed for historically disadvantaged individuals post 27 April 1994;

“treasury” has the meaning assigned to it in section 1 of the Public Finance Management Act, 1999 (Act No. 1 of 1999); and

“youth” has the meaning assigned to it in section 1 of the National Youth Development Agency Act, 2008 (Act No. 54 of 2008).

Application

2. These Regulations apply to organs of state as envisaged in the definition of organ of state in section 1 of the Act.1

Identification of preference point system, designated sector, pre-qualification criteria, objective criteria and subcontracting

3. An organ of state must-

(a) determine and stipulate in the tender documents-

(i) the preference point system applicable to the tender as envisaged in regulation 6 or 7; or

(ii) if it is unclear which preference point system will be applicable, that either the 80/20 or 90/10 preference point system will apply and that the lowest acceptable tender will be used to determine the applicable preference point system;

(b) determine whether pre-qualification criteria are applicable to the tender as envisaged in regulation 4;

(c) determine whether the goods or services for which a tender is to be invited, are in a designated sector for local production and content as envisaged in regulation 8;

(d) determine whether compulsory subcontracting is applicable to the tender as envisaged in regulation 9; and

(e) determine whether objective criteria are applicable to the tender as envisaged in regulation 11.

Pre-qualification criteria for preferential procurement

4.(1) If an organ of state decides to apply pre-qualifying criteria to advance certain designated groups, that organ of state must advertise the tender with a specific tendering condition that only one or more of the following tenderers may respond-

(a) a tenderer having a stipulated minimum B-BBEE status level of contributor;

(b) an EME or QSE;

(c) a tenderer subcontracting a minimum of 30% to-

(i) an EME or QSE which is at least 51% owned by black people;

(ii) an EME or QSE which is at least 51% owned by black people who are youth;

(iii) an EME or QSE which is at least 51% owned by black people who are women;

(iv) an EME or QSE which is at least 51% owned by black people with disabilities;

(v) an EME or QSE which is 51% owned by black people living in rural or underdeveloped areas or townships;

(vi) a cooperative which is at least 51% owned by black people;

(vii) an EME or QSE which is at least 51% owned by black people who are military veterans;

(viii) an EME or QSE.

(2) A tender that fails to meet any pre-qualifying criteria stipulated in the tender documents is an unacceptable tender.

Tenders to be evaluated on functionality

5.(1) An organ of state must state in the tender documents if the tender will be evaluated on functionality.

(2) The evaluation criteria for measuring functionality must be objective.

(3) The tender documents must specify-

(a) the evaluation criteria for measuring functionality;

(b) the points for each criteria and, if any, each sub-criterion; and

(c) the minimum qualifying score for functionality

¹The definition of “organ of state” in section 1 of the Act in paragraph (a) to (e) includes-

- a national or provincial department as defined in the Public Finance Management Act, 1999;
- a municipality as contemplated in the Constitution;
- a constitutional institution as defined in the Public Finance Management Act;
- Parliament;

- a provincial legislature.

Paragraph (f) of the definition of organ of state in section 1 of the Act includes any other institution or category of institutions included in the definition of “organ of state” in section 239 of the Constitution and recognised by the Minister by notice in the *Government Gazette* as an institution or category of institutions to which the Act applies. Government Notice R. 501 of 8 June 2011 recognises, with effect from 7 December 2011, all public entities listed in Schedules 2 and 3 to the Public Finance Management Act, 1999, as institutions to which the Act applies. Note should be taken of notices issued from time to time in terms of paragraph (f) of this definition. The application of these Regulations is also subject to applicable exemptions approved in terms of section 3 of the Act.

- (4) The minimum qualifying score for functionality for a tender to be considered further-
- must be determined separately for each tender; and
 - may not be so-
 - low that it may jeopardise the quality of the required goods or services; or
 - high that it is unreasonably restrictive.
- (5) Points scored for functionality must be rounded off to the nearest two decimal places.
- (6) A tender that fails to obtain the minimum qualifying score for functionality as indicated in the tender documents is not an acceptable tender.
- (7) Each tender that obtained the minimum qualifying score for functionality must be evaluated further in terms of price and the preference point system and any objective criteria envisaged in regulation 11.

80/20 preference point system for acquisition of goods or services for Rand value equal to or above R30 000 and up to R50 million

6.(1) The following formula must be used to calculate the points out of 80 for price in respect of a tender with a Rand value equal to or above R30 000 and up to a Rand value of R50 million, inclusive of all applicable taxes:

$$Ps = 80 \left\{ 1 - \left(\frac{Pt - Pmin}{Pmin} \right) \right\}$$

Where:-

- Ps = Points scored for price of tender under consideration
 Pt = Rand value of offer tender consideration
 Pmin = Rand value of lowest acceptable tender

(2) The following table must be used to calculate the score out of 20 for BBEE:

BBEE Status Level Contributor	Number of Points
1	20
2	18
3	14
4	12
5	8
6	6
7	4
8	2
Non-Compliant Contributor	0

- (3) A tenderer must submit proof of its B-BBEE status level of contributor.
- (4) A tenderer failing to submit proof of B-BBEE status level of contributor or is a non-compliant contributor to B-BBEE may not be disqualified, but-
- may only score points out of 80 for price; and
 - scores 0 points out of 20 for B-BBEE.
- (5) A tenderer may not be awarded points for B-BBEE status level of contributor if the tender documents indicate that the tenderer intends subcontracting more than 25% of the value of the contract to any other person not qualifying for at least the points that the tenderer qualifies for, unless the intended subcontractor is an EME that has the capability to execute the subcontract.
- (6) The points scored by a tenderer for B-BBEE in terms of subregulation (2) must be added to the points scored for price under subregulation (1).
- (7) The points scored must be rounded off to the nearest two decimal places.

(8) Subject to subregulation (9) and regulation 11, the contract must be awarded to the tenderer scoring the highest points.

(9) (a) If the price offered by a tenderer scoring the highest points is not market-related, the organ of state may not award the contract to that tenderer.

(b) The organs of state may-

(i) negotiate a market-related price with the tenderer scoring the highest points or cancel the tender;

(ii) if the tenderer does not agree to a market-related price, negotiate a market-related price with the tenderer scoring the second highest points or cancel the tender;

(iii) if the tenderer scoring the second highest points does not agree to a market-related price, negotiate a market-related price with the tenderer scoring the third highest points or cancel the tender.

(c) If a market-related price is not agreed as envisaged in paragraph (b)(iii), the organ of state must cancel the tender.

90/10 preference point system for acquisition of goods or services with Rand value above R50 million

7.(1) The following formula must be used to calculate the points out of 90 for price in respect of a tender with a Rand value above R50 million, inclusive of all applicable taxes:

Where

Ps = Points scored for price of tender under consideration;

Pt = Price of tender under consideration; and

Pmin = Price of lowest acceptable tender.

(2) The following table must be used to calculate the points out of 10 for BBEE:

BBEE Status Level Contributor	Number of Points
1	10
2	9
3	6
4	5
5	4
6	3
7	2
8	1
Non-Compliant Contributor	0

(3) A tenderer must submit proof of its B-BBEE status level of contributor.

(4) A tenderer failing to submit proof of B-BBEE status level of contribution or is a non-compliant contributor to B-BBEE may not be disqualified, but-

(a) may only score points out of 90 for price; and

(b) scores 0 points out of 10 for B-BBEE.

(5) A tenderer may not be awarded points for B-BBEE status level of contributor if the tender documents indicate that the tenderer intends subcontracting more than 25% of the value of the contract to any other person not qualifying for at least the points that the tenderer qualifies for, unless the intended subcontractor is an EME that has the capability to execute the subcontract.

(6) The points scored by a tenderer for B-BBEE contribution in terms of subregulation (2) must be added to the points scored for price under subregulation (1).

(7) The points scored must be rounded off to the nearest two decimal places.

(8) Subject to subregulation (9) and regulation 11, the contract must be awarded to the tenderer scoring the highest points.

(9) (a) If the price offered by a tenderer scoring the highest points is not market related, the organ of state may not award the contract to that tenderer.

(b) The organs of state may-

(i) negotiate a market-related price with the tenderer scoring the highest points or cancel the tender;

- (ii) if the tenderer does not agree to a market-related price, negotiate a market-related price with the tenderer scoring the second highest points or cancel the tender;
 - (iii) if the tenderer scoring the second highest points does not agree to a market-related price, negotiate a market-related price with the tenderer scoring the third highest points or cancel the tender.
- (c) If a market-related price is not agreed as envisaged in paragraph (b)(iii), the organ of state must cancel the tender.

Local production and content

- 8.(1) The Department of Trade and Industry may, in consultation with the National Treasury-
- (a) designate a sector, sub-sector or industry or product in accordance with national development and industrial policies for local production and content, where only locally produced services or goods or locally manufactured goods meet the stipulated minimum threshold for local production and content, taking into account economic and other relevant factors; and
 - (b) stipulate a minimum threshold for local production and content.
- (2) An organ of state must, in the case of a designated sector, advertise the invitation to tender with a specific condition that only locally produced goods or locally manufactured goods, meeting the stipulated minimum threshold for local production and content, will be considered.
- (3) The National Treasury must inform organs of state of any designation made in terms of regulation 8(1) through a circular.
- (4) (a) If there is no designated sector, an organ of state may include, as a specific condition of the tender, that only locally produced services or goods or locally manufactured goods with a stipulated minimum threshold for local production and content, will be considered.
(b) The threshold referred to in paragraph (a) must be in accordance with the standards determined by the Department of Trade and Industry in consultation with the National Treasury.
- (5) A tender that fails to meet the minimum stipulated threshold for local production and content is an unacceptable tender.

Subcontracting as condition of tender

- 9.(1) If feasible to subcontract for a contract, an organ of state must apply subcontracting to advance designated groups.
- (2) If an organ of state applies subcontracting as contemplated in sub regulation (1), the organ of state must advertise the tender with a specific tendering condition that the successful tenderer must subcontract a minimum of threshold of the value of the contract as follows:
- Subcontracting to start from R5 million to be 5%
 - Appoint 2 sub-contractors between R10 million to R20 million at R1.5 million each
 - Appoint 3 sub-contractors for R30 million at R3 million each
 - Sub-contractors to be mentored and capacitated by main contractor

The subcontractors are to be from the following designated groups: an EME or OSE;

28 No . 40553 GOVERNMENT GAZETTE, 20 JANUARY 2017

- (b) an EME or QSE which is at least 51% owned by black people;
 - (c) an EME or QSE which is at least 51% owned by black people who are youth ;
 - (d) an EME or QSE which is at least 51% owned by black people who are women;
 - (e) an EME or QSE which is at least 51% owned by black people with disabilities ;
 - (f) an EME or QSE which is 51% owned by black people living in rural or underdeveloped areas or townships;
 - (g) a cooperative which is at least 51% owned by black people;
 - (h) an EME or QSE which is at least 51% owned by black people who are military veterans; or
 - (i) more than one of the categories referred to in paragraphs (a) to (h).
- (3) The organ of state must make available the list of all suppliers registered on a database approved by the National Treasury to provide the required goods or services in respect of the applicable designated groups mentioned in subregulation (2) from which the tenderer must select a supplier.

Criteria for breaking deadlock in scoring

- 10.(1) If two or more tenderers score an equal total number of points, the contract must be awarded to the tenderer that scored the highest points for B-BBEE.
- (2) If functionality is part of the evaluation process and two or more tenderers score equal total points and equal preference points for B-BBEE, the contract must be awarded to the tenderer that scored the highest points for functionality.

(3) If two or more tenderers score equal total points in all respects, the award must be decided by the drawing of lots.

Award of contracts to tenderers not scoring highest points

11.(1) A contract may be awarded to a tenderer that did not score the highest points only in accordance with section 2(1)(f) of the Act.

(2) If an organ of state intends to apply objective criteria in terms of section 2(1)(f) of the Act, the organ of state must stipulate the objective criteria in the tender documents.

Subcontracting after award of tender

12.(1) A person awarded a contract may only enter into a subcontracting arrangement with the approval of the organ of state.

(2) A person awarded a contract in relation to a designated sector, may not subcontract in such a manner that the local production and content of the overall value of the contract is reduced to below the stipulated minimum threshold.

(3) A person awarded a contract may not subcontract more than 25% of the value of the contract to any other enterprise that does not have an equal or higher B-BBEE status level of contributor than the person concerned, unless the contract is subcontracted to an EME that has the capability and ability to execute the subcontract.

Cancellation of tender

13. (1) An organ of state may, before the award of a tender, cancel a tender invitation if-

- (a) due to changed circumstances, there is no longer a need for the goods or services specified in the invitation;
- (b) funds are no longer available to cover the total envisaged expenditure;
- (c) no acceptable tender is received; or
- (d) there is a material irregularity in the tender process.

(2) The decision to cancel a tender invitation in terms of sub regulation (1) must be published in the same manner in which the original tender invitation was advertised.

(3) An organ of state may only with the prior approval of the relevant treasury cancel a tender invitation for the second time.

Remedies

14.(1) Upon detecting that a tenderer submitted false information regarding its BBBEE status level of contributor, local production and content, or any other matter required in terms of these Regulations which will affect or has affected the evaluation of a tender, or where a tenderer has failed to declare any subcontracting arrangements, the organ of state must-

- (a) inform the tenderer accordingly;
- (b) give the tenderer an opportunity to make representations within 14 days as to why-
 - (i) the tender submitted should not be disqualified or, if the tender has already been awarded to the tenderer, the contract should not be terminated in whole or in part;
 - (ii) if the successful tenderer subcontracted a portion of the tender to another person without disclosing it, the tenderer should not be penalised up to 10 percent of the value of the contract; and
 - (iii) the tenderer should not be restricted by the National Treasury from conducting any business for a period not exceeding 10 years with any organ of state; and
- (c) if it concludes, after considering the representations referred to in sub regulation (1)(b), that-
 - (i) such false information was submitted by the tenderer-
 - (aa) disqualify the tenderer or terminate the contract in whole or in part; and
 - (bb) if applicable, claim damages from the tenderer; or
 - (ii) the successful tenderer subcontracted a portion of the tender to another person without disclosing, penalise the tenderer up to 10 percent of the value of the contract.

(2) (a) An organ of state must-

- (i) inform the National Treasury, in writing, of any actions taken in terms of sub regulation (1);
 - (ii) provide written submissions as to whether the tenderer should be restricted from conducting business with any organ of state; and
 - (iii) submit written representations from the tenderer as to why that tenderer should not be restricted from conducting business with any organ of state.
- (b) The National Treasury may request an organ of state to submit further information pertaining to sub-regulation (1) within a specified period.
- (3) The National Treasury must-
- (a) after considering the representations of the tenderer and any other relevant information, decide whether to restrict the tenderer from doing business with any organ of state for a period not exceeding 10 years; and
 - (b) maintain and publish on its official website a list of restricted suppliers.

Circulars and guidelines

- 15.** The National Treasury may issue-
- (a) a circular to inform organs of state of any matter pertaining to these Regulations; or
 - (b) a guideline to assist organs of state with the implementation of any provision of these Regulations.

Repeal of Regulations and saving

- 16.**(1) Subject to this regulation, the Preferential Procurement Regulations, 2011, published in Government Notice No R. 502 of 8 June 2011 (herein called “the 2011 Regulations), are hereby repealed with effect from the date referred to in regulation 17.
- (2) Any sector designated, and minimum threshold determined for local production and content for purposes of regulation 9 of the 2011 Regulations and in force immediately before the repeal of the 2011 Regulations, are regarded as having been done under regulation 8(1) of these Regulations.
- (3) Any tender advertised before the date referred to in regulation 17 must be dealt with in terms of the 2011 Regulations.

Short title and commencement

- 17.** These Regulations are called the Preferential Procurement Regulations, 2017 and take effect on 1 April 2017.

FORM N: MBD4 Form

MBD 4

DECLARATION OF INTEREST

1. No bid will be accepted from persons in the service of the state¹.
2. Any person, having a kinship with persons in the service of the state, including a blood relationship, may make an offer or offers in terms of this invitation to bid. In view of possible allegations of favouritism, should the resulting bid, or part thereof, be awarded to persons connected with or related to persons in service of the state, it is required that the bidder or their authorised representative declare their position in relation to the evaluating/adjudicating authority.

3 In order to give effect to the above, the following questionnaire must be completed and submitted with the bid.

3.1 Full Name of bidder or his or her representative:.....

3.2 Identity Number:

3.3 Position occupied in the Company (director, trustee, hareholder²):.....

3.4 Company Registration Number:

3.5 Tax Reference Number:.....

3.6 VAT Registration Number:

3.7 The names of all directors / trustees / shareholders members, their individual identity numbers and state employee numbers must be indicated in paragraph 4 below.

3.8 Are you presently in the service of the state? **YES / NO**

3.8.1 If yes, furnish particulars.

.....

¹MSCM Regulations: "in the service of the state" means to be –

- (a) a member of –
 - (i) any municipal council;
 - (ii) any provincial legislature; or
 - (iii) the national Assembly or the national Council of provinces;
- (b) a member of the board of directors of any municipal entity;
- (c) an official of any municipality or municipal entity;
- (d) an employee of any national or provincial department, national or provincial public entity or constitutional institution within the meaning of the Public Finance Management Act, 1999 (Act No.1 of 1999);
- (e) a member of the accounting authority of any national or provincial public entity; or
- (f) an employee of Parliament or a provincial legislature.

² Shareholder" means a person who owns shares in the company and is actively involved in the management of the company or business and exercises control over the company.

3.9 Have you been in the service of the state for the past twelve months?**YES / NO**

3.9.1 If yes, furnish particulars.....
.....

3.10 Do you have any relationship (family, friend, other) with persons in the service of the state and who may be involved with the evaluation and or adjudication of this bid? **YES / NO**

3.10.1 If yes, furnish particulars.
.....
.....

3.11 Are you, aware of any relationship (family, friend, other) between any other bidder and any persons in the service of the state who may be involved with the evaluation and or adjudication of this bid? **YES / NO**

3.11.1 If yes, furnish particulars
.....
.....

3.12 Are any of the company's directors, trustees, managers, principle shareholders or stakeholders in service of the state? **YES / NO**

3.12.1 If yes, furnish particulars.
.....
.....

3.13 Are any spouse, child or parent of the company's directors trustees, managers, principle shareholders or stakeholders in service of the state? **YES / NO**

3.13.1 If yes, furnish particulars.
.....
.....

3.14 Do you or any of the directors, trustees, managers, principle shareholders, or stakeholders of this company have any interest in any other related companies or business whether or not they are bidding for this contract. **YES / NO**

3.14.1 If yes, furnish particulars:
.....
.....

4. Full details of directors / trustees / members / shareholders.

Full Name	Identity Number	State Employee Number

.....
Signature

.....
Date

.....
Capacity

.....
Name of Bidder

.....

FORM O: BBBEE Certificate, Company Registration Documents and Other Documents

Tenderers are to attach certified copies of the following documentation to this page:

- BBBEE Certificate
- Company Registration Documents
- Identity Documents of Company Shareholders/members.
- Proof of Registration on Central Supplier Database

Tenderers are to note that failure to submit the above documentation may result in the non-award of other preference points during tender evaluation

HARRY GWALA DISTRICT MUNICIPALITY

CONSTRUCTION OF WATER SUPPLY INFRASTRUCTURE FOR IDENTIFIED VILLAGES IN UMZIMKHULU – MASAMINI – MBUZWENI WATER SUPPLY

CONTRACT HGDM 709/HGDM/2020

FORM P: Joint Venture Disclosure Form

EMPLOYER : Harry Gwala District Municipality

CONTRACT DESCRIPTION : WATER SUPPLY FOR IDENTIFIED VILLAGES IN UMZIMKHULU – MASAMINI – MBUZWENI WATER SUPPLY

CONTRACT NUMBER : CONSTRUCTION OF WATER SUPPLY INFRASTRUCTURE FOR IDENTIFIED VILLAGES IN UMZIMKHULU – MASAMINI – MBUZWENI WATER SUPPLY

PROJECT REFERENCE NUMBER : **HGDM 709/HGDM/2020**

- Note:
- 1) This form needs not be completed for Joint Ventures which have targeted enterprise partners.
 - 2) All the information requested must be filled in the spaces provided. If additional space is required, additional sheets may be attached.
 - 3) A copy of the joint venture agreement must be attached to this form. In order to demonstrate the targeted enterprise partner's share in the ownership, control, management responsibilities, risks and profits of the joint venture, the proposed joint venture agreement must include specific details relating to:
 - i) The contributions of capital and equipment
 - ii) Work items to be performed by the targeted enterprise partner's own forces.
 - iii) Work items to be performed under the supervision of the targeted enterprise partner.
 - iv) The commitment of management, supervisory and operative personnel employed by the targeted enterprise partner to be dedicated to the performance of the Contract.
 - 4) Copies of all written agreements between partners concerning the contract must be attached to this form including those which relate to ownership options and to restrictions/limits regarding ownership and control.
 - 5) Targeted enterprise partners must each complete an Enterprise Declaration Affidavits.

JOINT VENTURE PARTICULARS

Name : _____

Postal address : _____

Physical address : _____

Telephone : _____ Fax _____

IDENTITY OF EACH NON-TARGETED ENTERPRISE PARTNERS

Name : _____

Postal address : _____

Physical address : _____

HARRY GWALA DISTRICT MUNICIPALITY

CONSTRUCTION OF WATER SUPPLY INFRASTRUCTURE FOR IDENTIFIED VILLAGES IN UMZIMKHULU – MASAMINI – MBUZWENI WATER SUPPLY

CONTRACT HGDM 709/HGDM/2020

Telephone : _____ Fax _____
 Contact Person : _____

(Continue as required for further non-targeted enterprise partners)

Name : _____
 Postal address : _____
 Physical address : _____
 Telephone : _____ Fax _____
 Contact Person : _____

IDENTITY OF EACH TARGETED ENTERPRISE PARTNER

Name : _____
 Postal address : _____
 Physical address : _____
 Telephone : _____ Fax _____
 Contact Person : _____

Name : _____
 Postal address : _____
 Physical address : _____
 Telephone : _____ Fax _____
 Contact Person : _____

Name : _____
 Postal address : _____
 Physical address : _____
 Telephone : _____ Fax _____
 Contact Person : _____

DESCRIPTION OF THE ROLE OF THE TARGETED PARTNERS IN THE JOINT VENTURE

OWNERSHIP OF THE JOINT VENTURE

a) Percentage Ownership in respect of	:	Targeted Enterprises	:	_____ %	Targeted Enterprises	:	_____ %
b) Profit an Loss Sharing	:	Targeted Enterprises	:	_____ %	Targeted Enterprises	:	_____ %
c) Initial Capital Contribution	:	Targeted Enterprises	:	_____ R	Targeted Enterprises	:	_____ R
d) Ongoing Capital Contribution	:	Targeted Enterprises	:	_____ R	Targeted Enterprises	:	_____ R
e) Major Plant and Equipment Contribution	:	Targeted Enterprises	:	_____	Targeted Enterprises	:	_____

HARRY GWALA DISTRICT MUNICIPALITY

CONSTRUCTION OF WATER SUPPLY INFRASTRUCTURE FOR IDENTIFIED VILLAGES IN UMZIMKHULU – MASAMINI – MBUZWENI WATER SUPPLY

CONTRACT HGDM 709/HGDM/2020

.....
.....
.....
.....
.....

RECENT CONTRACTS EXECUTED BY PARTNERS IN THEIR OWN RIGHT OR AS PARTNERS IN OTHER JOINT VENTURES

Targeted Enterprise Partners

1. :

2. :

3. :

4. :

5. :

Non-Targeted Enterprise Partners

1. :

2. :

3. :

4. :

5. :

CONTROL AND PARTICIPATION IN THE JOINT VENTURE

(Identify by name and firm those individuals who are, or will be, responsible for, and have authority to engage in the relevant management functions and policy and decision making, indicating any limitations in their authority e.g. co-signature requirements and Rand limits).

Function	Targeted Enterprise Partner		Non-Targeted Enterprise	
	Enterprise	Name of Person	Enterprise	Name of Person
Cheque Signing				
Authority to enter into contracts on behalf of the Joint Venture				
Signing, co-signing and/or collateralizing of loans				
Acquisition of lines of credit				
Acquisition of performance bonds				
Negotiating and signing labour agreements				

HARRY GWALA DISTRICT MUNICIPALITY

CONSTRUCTION OF WATER SUPPLY INFRASTRUCTURE FOR IDENTIFIED VILLAGES IN UMZIMKHULU – MASAMINI – MBUZWENI WATER SUPPLY

CONTRACT HGDM 709/HGDM/2020

MANAGEMENT OF CONTRACT PERFORMANCE

(Fill in the name and firm of the responsible person).

Function	Targeted Enterprise Partner		Non-Targeted Enterprise	
	Enterprise	Name of Person	Enterprise	Name of Person
Supervision of field operations				
Major purchasing				
Estimating				
Technical management				

MANAGEMENT AND CONTROL OF JOINT VENTURE

- a) Managing Partner :
- b) What authority does each partner have to commit or obligate the other to financial institutions, insurance companies, suppliers, subcontractors and /or other parties participating in the execution of the contemplated works?

Partner	Targeted Enterprise Status		Authority Status	
	YES	NO	YES	NO

PERSONNEL

- a. State the approximate number of operative personnel (by trade/ function/ discipline) needed to perform the Joint Venture work under the contract.

TRADE/FUNCTION/	Total Qty Required	Qty supplied by Targeted Enterprise	Qty supplied by non-Targeted Enterprise

- b) Name of individual who will be responsible for hiring Joint Venture employees :
- c) Name of individual who will be responsible for preparation of Joint Venture payrolls :

CONTROL AND STRUCTURE OF THE JOINT VENTURE

Briefly describe the manner in which the Joint Venture is structured and controlled.

The undersigned warrants that he/she is duly authorised to sign this Joint Venture Disclosure Form and affirms that the foregoing statements are correct and include all material information necessary to identify and explain the terms and operations of the Joint Venture and the intended participation of each partner in the undertaking.

The undersigned further covenants and agrees to provide the Employer with complete and accurate information regarding actual Joint Venture work and the payment therefore, and any proposed changes in any provisions of the Joint Venture agreement, and to permit the audit and examination of the books, records and files of the Joint Venture, or those of each partner relevant to the Joint Venture, by duly authorised representatives of the Employer.

Signature : _____
Name : _____
Duly authorised to sign on behalf of : _____
Address : _____
Telephone : _____
Fax : _____
Date : _____

HARRY GWALA DISTRICT MUNICIPALITY

CONSTRUCTION OF WATER SUPPLY INFRASTRUCTURE FOR IDENTIFIED VILLAGES IN UMZIMKHULU – MASAMINI – MBUZWENI WATER SUPPLY

CONTRACT HGDM 709/HGDM/2020

WATER SUPPLY FOR IDENTIFIED VILLAGES IN UMZIMKHULU – MASAMINI – MBUZWENI WATER SUPPLY

CONTRACT No. HGDM 709/HGDM/2020

CONSTRUCTION OF WATER SUPPLY INFRASTRUCTURE FOR IDENTIFIED VILLAGES IN UMZIMKHULU – MASAMINI – MBUZWENI WATER SUPPLY SCHEMES

PART T2.2: RETURNABLE DOCUMENTS THAT WILL BE INCORPORATED INTO THE CONTRACT

INDEX

FORM Q:	Schedule of Construction Plant & Equipment	RD44
FORM R:	Schedule of Proposed Sub-Contractors	RD45
FORM S:	Record of Addenda to Tender Documents	RD46
FORM T:	Key Personnel	RD47
FORM U:	Rates for Special Materials	RD49
FORM V:	Contractor's Health and Safety Declaration	RD50
FORM W:	UIF registration Certificate	RD52
FORM X:	Certificate of Municipal Services	RD53

FORM Q: Schedule of Construction Plant & Equipment

The following are lists of major Construction Plant and Equipment that I / We presently own or Lease and will have available for this contract if my / our tender is accepted.

(a) **Details of major equipment that is owned by me / us and immediately available for this contract.**

DESCRIPTION (<i>type, size, capacity etc</i>)	QUANTITY	YEAR OF MANUFACTURE

Attach additional pages if more space is required

(b) **Details of major Plant & Equipment that will be hired, or acquired for this contract if my / our tender is accepted**

DESCRIPTION (<i>type, size, capacity etc</i>)	QUANTITY	HOW ACQUIRED	
		HIRE/ BUY	SOURCE

Attach additional pages if more space is required

SIGNATURE:
(of person authorised to sign on behalf of the Tenderer)

DATE:

HARRY GWALA DISTRICT MUNICIPALITY

CONSTRUCTION OF WATER SUPPLY INFRASTRUCTURE FOR IDENTIFIED VILLAGES IN UMZIMKHULU – MASAMINI – MBUZWENI WATER SUPPLY

CONTRACT HGDM 709/HGDM/2020

FORM R: Schedule of Proposed Sub-Contractors

I/We hereby notify you that it is my/our intention to employ the following Sub-Contractors for work in this contract.

NAMES AND ADDRESSES OF PROPOSED SUBCONTRACTORS	NATURE AND EXTENT OF WORK TO BE SUBCONTRACTED	PREVIOUS EXPERIENCE WITH SUBCONTRACTOR OR RECENT WORK EXECUTED BY THE SUB-CONTRACTOR

SIGNATURE:
(of person authorised to sign on behalf of the Tenderer)

DATE:

HARRY GWALA DISTRICT MUNICIPALITY

CONSTRUCTION OF WATER SUPPLY INFRASTRUCTURE FOR IDENTIFIED VILLAGES IN UMZIMKHULU – MASAMINI – MBUZWENI WATER SUPPLY

CONTRACT HGDM 709/HGDM/2020

FORM S: Record of Addenda to Tender Documents

We confirm that the following communications received from the Engineer before the submission of this tender offer, amending the tender documents, have been taken into account in this tender offer:

	Date	Title or Details
1		
2		
3		
4		
5		
6		
7		
8		
9		
10		

Attach additional pages if more space is required.

Signed: Date:

Name: Position:

SIGNATURE: DATE:
(of person authorised to sign on behalf of the Tenderer)

HARRY GWALA DISTRICT MUNICIPALITY

CONSTRUCTION OF WATER SUPPLY INFRASTRUCTURE FOR IDENTIFIED VILLAGES IN UMZIMKHULU – MASAMINI – MBUZWENI WATER SUPPLY

CONTRACT HGDM 709/HGDM/2020

FORM T: Key Personnel

Tenderers shall provide details of the Site Agent(s) and General Foreman's experience in work of a similar nature to that for which their tender is submitted.

Failure to complete this schedule may result in the tender not being considered.

a. Contracts Manager

CONTRACTS MANAGER	NAME:.....			
CONTRACT & CLIENT	NATURE OF WORK	POSITION HELD	VALUE OF WORK	YEAR COMPLETED

b. Site Agent

SITE AGENT	NAME:.....			
CONTRACT & CLIENT	NATURE OF WORK	POSITION HELD	VALUE OF WORK	YEAR COMPLETED

c. Foreman

GENERAL FOREMAN	NAME:.....			
CONTRACT & CLIENT	NATURE OF WORK	POSITION HELD	VALUE OF WORK	YEAR COMPLETED

SIGNATURE:
(of person authorised to sign on behalf of the Tenderer)

DATE:

HARRY GWALA DISTRICT MUNICIPALITY

CONSTRUCTION OF WATER SUPPLY INFRASTRUCTURE FOR IDENTIFIED VILLAGES IN UMZIMKHULU – MASAMINI – MBUZWENI WATER SUPPLY

CONTRACT HGDM 709/HGDM/2020

Tenderers to attach CV of the following proposed site staff:

- 1. Site Agent**
- 2. Foreman**
- 3. Contracts Manager**

HARRY GWALA DISTRICT MUNICIPALITY

CONSTRUCTION OF WATER SUPPLY INFRASTRUCTURE FOR IDENTIFIED VILLAGES IN UMZIMKHULU – MASAMINI – MBUZWENI WATER SUPPLY

CONTRACT HGDM 709/HGDM/2020

FORM U: Rates for Special Materials

Each material dealt with as a special material in terms of Clause 4 of the Contract Price Adjustment Schedule of the Conditions of Contract is stated in the list below. The rates and prices for the special materials shall be furnished by the Tenderer, which rates and prices shall not include VAT but shall include all other obligatory taxes and levies.

SPECIAL MATERIAL	UNIT*	Rate or Price for the Base Month

Indicate whether the material will be delivered in bulk or in containers.

Notes to Tenderer:

When called upon to do so, the tenderer shall substantiate the above rates or prices with acceptable documentary evidence.

Signed: Date:

Name: Position:

SIGNATURE: **DATE:**
(of person authorised to sign on behalf of the Tenderer)

FORM V: Contractor's Health and Safety Declaration

In terms of Clause 4(4) of the OHS Act 1993 Construction Regulations 2003 (referred to as "the Regulations" hereafter), a Contractor may only be appointed to perform construction work if the Employer is satisfied that the Contractor has the necessary competencies and resources to carry out the work safely in accordance with the Occupational Health and Safety Act No 85 of 1993 and the OHS Act 1993 Construction Regulations 2003.

To that effect a person duly authorised by the tenderer must complete and sign the declaration hereafter in detail.

Declaration by Tenderer

1. I the undersigned hereby declare and confirm that I am fully conversant with the Occupational Health and Safety Act No 85 of 1993 (as amended by the Occupational Health and Safety Amendment Act No 181 of 1993), and the OHS Act 1993 Construction Regulations 2003.
2. I hereby declare that my company / enterprise has the competence and the necessary resources to safely carry out the construction work under this contract in compliance with the Construction Regulations and the Employer's Health and Safety Specifications.
3. I hereby undertake, if my tender is accepted, to provide a sufficiently documented Health and Safety Plan in accordance with Regulation 5(1) of the Construction Regulations, approved by the Employer or his representative, before I will be allowed to commence with construction work under the contract. I hereby agree that my company/enterprise will not have a claim for compensation for delay or extension of time because of my failure to obtain the necessary approval for the said safety plan.
4. I confirm that copies of my company's approved Health and Safety Plan, the Employer's Safety Specifications as well as the OHS Act 1993 Construction Regulations 2003 will be provided on site and will at all times be available for inspection by the Contractor's personnel, the Employer's personnel, the Engineer, visitors, and officials and inspectors of the Department of Labour.
5. I hereby confirm that adequate provision has been made in my tendered rates and prices in the bill of quantities to cover the cost of all resources, actions, training and all health and safety measures envisaged in the OHS Act 1993 Construction Regulations 2003, including the cost for specific items that may be scheduled in the bill of quantities.
6. I hereby confirm that I will be liable for any penalties that may be applied by the Employer in terms of the said Regulations for failure on my part to comply with the provisions of the Act and the Regulations as set out in Regulation 30 of the Regulations.
7. I agree that my failure to complete and execute this declaration to the satisfaction of the Employer will mean that I am unable to comply with the requirements of the OHS Act 1993 Construction Regulations 2003, and accept that my tender will be prejudiced and may be rejected at the discretion of the Employer.
8. I am aware of the fact that, should I be awarded the contract, I must submit the notification required in terms of Regulation 3 of the OHS Act 1993 Construction Regulations 2003 (*example attached hereafter*) before I will be allowed to proceed with any work under the contract.

SIGNATURE: DATE:
(of person authorised to sign on behalf of the Tenderer)

HARRY GWALA DISTRICT MUNICIPALITY

CONSTRUCTION OF WATER SUPPLY INFRASTRUCTURE FOR IDENTIFIED VILLAGES IN UMZIMKHULU – MASAMINI – MBUZWENI WATER SUPPLY

CONTRACT HGDM 709/HGDM/2020

PRO FORMA NOTIFICATION FORM IN TERMS OF THE OCCUPATIONAL HEALTH AND SAFETY ACT 1993 , CONSTRUCTION REGULATIONS 2003

[In terms of Regulation 3 of the Construction Regulations 2003, the successful Tenderer must complete and forward this form prior to commencement of work to the office of the Department of Labour.]

1. (a) Name and postal address of Contractor:
-
- (b) Name of Contractor's contact person:
- Telephone number:
2. Contractor's compensation registration number:
3. (a) Name and postal address of client:
-
- (b) Name of client's contact person or agent:.....
- Telephone number
4. (a) Name and postal address of designer(s) for the project:
-
- (b) Name of designer's contact person:
- Telephone number
5. Name of Contractor's construction supervisor on site appointed in terms of Regulation 6(1):
- Telephone number:
6. Name/s of Contractor's sub-ordinate supervisors on site appointed in terms of regulation 6(2).

7. Exact physical address of the construction site or site office:
-
8. Nature of the construction work:
-
9. Expected commencement date:
10. Expected completion date:
11. Estimated maximum number of persons on the construction site:
12. Planned number of subcontractors on the construction site accountable to Contractor:
13. Name(s) of subcontractors already chosen:
-
-

SIGNED BY:

CONTRACTOR:..... DATE:.....

CLIENT:..... DATE:.....

HARRY GWALA DISTRICT MUNICIPALITY

CONSTRUCTION OF WATER SUPPLY INFRASTRUCTURE FOR IDENTIFIED VILLAGES IN UMZIMKHULU – MASAMINI – MBUZWENI WATER SUPPLY

CONTRACT HGDM 709/HGDM/2020

FORM W: UIF Registration Certificate

Tenderers to attach copy of UIF Registration Certificate

HARRY GWALA DISTRICT MUNICIPALITY

CONSTRUCTION OF WATER SUPPLY INFRASTRUCTURE FOR IDENTIFIED VILLAGES IN UMZIMKHULU – MASAMINI – MBUZWENI WATER SUPPLY

CONTRACT HGDM 709/HGDM/2020

FORM X: Certificate of Municipal Services

Information required in terms of the Harry Gwala District Municipality's Supply Chain Management Policy. Latest municipal services account statement must be attached.

Tender Number: HGDM 709/HGDM/2020
Name of the Tenderer: _____

FURTHER DETAILS OF THE BIDDER/S: Proprietor / Director(s) / Partners, etc:

Physical Business address of the Bidder	Municipal Account Number(s)

If there is not enough space for all the names, please attach the additional details to the Tender document.

Name of Director / Member / Partner	Identity Number	Physical residential address of Director / Member / Partner	Municipal Account number(s)

I, _____, the undersigned,
(full name in block letters)

certify that the information furnished on this declaration form is correct and that I/we have no undisputed commitments for municipal services towards a municipality or other service provider in respect of which payment is overdue for more than 30 days.

Signature

THUS DONE AND SIGNED for and on behalf of the Bidder / Contractor

at _____ on the _____ day of _____ 2020

HARRY GWALA DISTRICT MUNICIPALITY

CONSTRUCTION OF WATER SUPPLY INFRASTRUCTURE FOR IDENTIFIED VILLAGES IN UMZIMKHULU – MASAMINI – MBUZWENI WATER SUPPLY

CONTRACT HGDM 709/HGDM/2020

Please note:

Even if the requested information is not applicable to the Bidder, the table above should be endorsed NOT APPLICABLE and THIS DECLARATION MUST STILL BE SIGNED.

MUNICIPAL SERVICES STATEMENT

Tenderers are to attach the latest statement (not more than 3 months old) from the municipality where the Tenderer receives municipal services

WATER SUPPLY FOR IDENTIFIED VILLAGES IN UMZIMKHULU – MASAMINI – MBUZWENI WATER SUPPLY

CONTRACT HGDM 709/HGDM/2020

CONSTRUCTION OF WATER SUPPLY INFRASTRUCTURE FOR IDENTIFIED VILLAGES IN UMZIMKHULU – MASAMINI – MBUZWENI WATER SUPPLY

PART C1: AGREEMENTS AND CONTRACT DATA

INDEX

PART C1: AGREEMENTS AND CONTRACT DATA	C2
C1.1 Form of Offer and Acceptance	C2
A: Offer	C2
B: Acceptance	C4
C: Schedule of Deviations	C5
D: Confirmation of Receipt	C7
PART C1.2 CONTRACT DATA	C8
C1.2.1 General Conditions of Contract	C8
C1.2.2 Contract Data Provided by Employer	C9
C1.2.3 Data Provided by the Contractor	C11
C1.3: PERFORMANCE OF GUARANTEE	C13
C1.4: DISCLOSURE STATEMENT	C16
C1.5: AGREEMENT IN TERMS OF SECTION 37(2) OF THE OCCUPATIONAL HEALTH AND SAFETY ACT No 85 OF 1993	C17
C1.6: ADJUDICATION BOARD MEMBER AGREEMENT	C19

PART C1: AGREEMENTS AND CONTRACT DATA

C1.1 Form of Offer and Acceptance A:

Offer

The Employer, identified in the Acceptance signature block, has solicited offers to enter into a Contract for the procurement of: **CONTRACT HGDM 709/HGDM/2020**

CONSTRUCTION OF WATER SUPPLY INFRASTRUCTURE FOR IDENTIFIED VILLAGES IN UMZIMKHULU – MASAMINI – MBUZWENI WATER SUPPLY

The Tenderer, identified in the Offer signature block, has examined the documents listed in the Tender Data and addenda thereto as listed in the returnable schedules, and by submitting this offer has accepted the conditions of tender.

By the representative of the tenderer, deemed to be duly authorized, signing this apart of this form of offer and acceptance, the tenderer offers to perform all of the obligations and liabilities of the contractor under the contract including compliance with all its terms and conditions according to their true intent and meaning for an amount to be determined in accordance with the conditions of contract identified in the contract data.

THE OFFERED TOTAL PRICE INCLUSIVE OF VALUE ADDED TAX (VAT) IS

.....
.....
..... Rand (in words);
R(in figures),

This offer may be accepted by the employer by signing the Acceptance part of this Form of Offer and Acceptance and returning one copy of this document to the tenderer before the end of the period of validity stated in the tender data, whereupon the tenderer becomes the party named as the contractor in the conditions of contract identified in the contract data.

Signature:

Name: *(in capitals)*

Capacity:

Name of Tenderer (organisation):

Address:

.....

.....

Tel: Fax:

HARRY GWALA DISTRICT MUNICIPALITY

CONSTRUCTION OF WATER SUPPLY INFRASTRUCTURE FOR IDENTIFIED VILLAGES IN UMZIMKHULU – MASAMINI – MBUZWENI WATER SUPPLY

HGDM 709/HGDM/2020

Witness:

Signature: Name:

Date: CIDB Registration N°:.....

HARRY GWALA DISTRICT MUNICIPALITY

CONSTRUCTION OF WATER SUPPLY INFRASTRUCTURE FOR IDENTIFIED VILLAGES IN UMZIMKHULU – MASAMINI – MBUZWENI WATER SUPPLY

HGDM 709/HGDM/2020

B: Acceptance

By signing this part of this form of offer and acceptance, the employer identified below accepts the tenderer's offer. In consideration thereof, the Employer shall pay the Contractor the amount due in accordance with the conditions of contract identified in the contract data. Acceptance of the tenderer's offer shall form an agreement, between the employer and the tenderer upon the terms and conditions contained in this agreement and in the contract that is the subject of this agreement.

The terms of the contract, are contained in

- Part C1 Agreements and contract data, (which includes this agreement)
- Part C2 Pricing data
- Part C3 Scope of work
- Part C4 Site information

and drawings and documents or parts thereof, which may be incorporated by reference into Parts C1 to C4 above.

Deviations from and amendments to the documents listed in the tender data and any addenda thereto as listed in the tender schedules as well as any changes to the terms of the offer agreed by the tenderer and the employer during this process of offer and acceptance, are contained in the schedule of deviations attached to and forming part of this agreement. No amendments to or deviations from said documents are valid unless contained in this schedule.

The tenderer shall within two weeks after receiving a completed copy of this agreement, including the schedule of deviations (if any), contact the employer's agent (whose details are given in the contract data) to arrange the delivery of any bonds, guarantees, proof of insurance and any other documentation to be provided in terms of the conditions of contract identified in the contract data. Failure to fulfil any of these obligations in accordance with those terms shall constitute a repudiation of this agreement.

Notwithstanding anything contained herein, this agreement comes into effect on the date when the tenderer receives one fully completed original copy of this document, including the schedule of deviations (if any). Unless the tenderer (now contractor) within five working days of the date of such receipt notifies the employer in writing of any reason why he cannot accept the contents of this agreement, this agreement shall constitute a binding contract between the parties.

Signature:

Name: (in capitals)

Capacity:

Name of Employer (organisation):

Address:

.....

Witness:

Signature: **Name:**

Date:

C: Schedule of Deviations

Notes:

1. The extent of deviations from the tender documents issued by the employer prior to the tender closing date is limited to those permitted in terms of the conditions of tender.
2. A tenderer's covering letter shall not be included in the final contract document. Should any matter in such letter, which constitutes a deviation as aforesaid, become the subject of agreements reached during the process of offer and acceptance, the outcome of such agreement shall be recorded here.
3. Any other matter arising from the process of offer and acceptance either as a confirmation, clarification or change to the tender documents and which it is agreed by the Parties becomes an obligation of the contract shall also be recorded here.
4. Any change or addition to the tender documents arising from the above agreements and recorded here, shall also be incorporated into the final draft of the Contract.

Subject _____
Details _____

Subject _____
Details _____

Subject _____
Details _____

Subject _____
Details _____

Subject _____
Details _____

By the duly authorised representatives signing this agreement, the employer and the tenderer agree to and accept the foregoing schedule of deviations as the only deviations from and amendments to the documents listed in the tender data and addenda thereto as listed in the tender schedules, as well as any confirmation, clarification or changes to the terms of the offer agreed by the tenderer and the employer during this process of offer and acceptance.

It is expressly agreed that no other matter whether in writing, oral communication or implied during the period between the issue of the tender documents and the receipt by the tenderer of a completed signed

HARRY GWALA DISTRICT MUNICIPALITY

CONSTRUCTION OF WATER SUPPLY INFRASTRUCTURE FOR IDENTIFIED VILLAGES IN UMZIMKHULU – MASAMINI – MBUZWENI WATER SUPPLY

HGDM 709/HGDM/2020

copy of this agreement shall have any meaning or effect in the contract between the parties arising from this Agreement.

FOR THE TENDERER:

Signature:

Name:

Capacity:

Tenderer: *(Name and address of organisation)*

.....

Witness :

Signature:

Name:

Date:

FOR THE EMPLOYER

Signature:

Name:

Capacity:

Employer: *(Name and address of organisation)*

.....

Witness :

Signature:

Name:

Date:

D: Confirmation of Receipt

The Tenderer, (now Contractor), identified in the Offer part of this Agreement hereby confirms receipt from the Employer, identified in the Acceptance part of this Agreement, of one fully completed original copy of this Agreement, including the Schedule of Deviations (if any) today:

The(day)
of(month)
20.....(year)
at(place)

For the Contractor:

.....
Signature
.....
Name
.....
Capacity

Signature and Name of Witness:

.....
Signature
.....
Name

PART C1.2 CONTRACT DATA

C1.2.1 General Conditions of Contract

The General Conditions of Contract for Construction Works (3RD Edition 2015) published by the South African Institution of Civil Engineering, Private Bag X200, Halfway House, 1685 is applicable to this contract.

Copies of these conditions of contract may be obtained from the South African Institution of Civil Engineering (Tel 011- 805 5947, Fax: 011 – 805 5971).

The Contract Data referred to in the General Conditions of Contract follow, with the Data to be completed Employer furnished. The Tenderer is to provide his details in the spaces provided.

C1.2.2 Contract Data Provided by Employer

CONSTRUCTION OF WATER SUPPLY INFRASTRUCTURE FOR IDENTIFIED VILLAGES IN UMZIMKHULU – MASAMINI – MBUZWENI WATER SUPPLY

	GCC 2015 Clause	
Defects Liability Period	1.1.1.13	12 months
Name of Employer	1.1.1.15	Harry Gwala District Municipality
Address of Employer	1.2.1.2	40 main Street, Ixopo, 3276 Harry Gwala District Municipality P O Box X501 IXOPO 3276 Email address: Tel N°: +27 39 834 8700 Fax N°: +27 39 834 2459
Name of Engineer	1.1.1.16	Zimile Consulting Engineers
Address of the Engineer	1.2.1.2	Zimile Consulting Engineers 76 Hope Street Kokstad 4700 Email : info@zimile.co.za Tel : 039 940 6729
Pricing Strategy	1.1.1.26	Re-measurement Contract
Subcontracting	4.4.7	Add the following new Clause: The contractor will be required to subcontract up to a maximum of 30% of the work to local subcontractors. The work to be subcontracted will be agreed upon with the Employer
Documentation Required Before Commencement of Construction Works	5.3.1	Health and Safety File (Refer to Clause 4.3) Initial Programme (Refer to Clause 5.6) Security (Refer to Clause 6.2) Insurances (Refer to Clause 8.6)
Time to Submit the Documentation Before Commencement with the Works	5.3.2	14 days after commencement date

HARRY GWALA DISTRICT MUNICIPALITY

CONSTRUCTION OF WATER SUPPLY INFRASTRUCTURE FOR IDENTIFIED VILLAGES IN UMZIMKHULU – MASAMINI – MBUZWENI WATER SUPPLY

HGDM 709/HGDM/2020

	GCC 2015 Clause	
Non-working Days	5.8.1	Sundays
Special Non working days	5.8.1	1. Public Holidays 2. The year-end break commencing on the first day, working day, after 15 December and ending on the first Tuesday after 5 January of the next year
Penalty for Failing to Complete the Works	5.13.1	R1, 000.00 per calendar day
The Latent Defect Period	5.16.3	10 years
Contract Price Adjustment Schedule	6.8.2	x = 0,15 a = 0,20 b = 0,20 c = 0,50 d = 0,10 'L' shall be the "Weighted Average" index, P0141, Table A 'F' shall be the "Fuel (Diesel)" index given in P0142.1 Table 12 for KwaZulu Natal
Area for Producer Price Index		Pietermaritzburg
Base Month		Month before closing date of Tenders
Price Adjustments for Special Materials	6.8.3	Price adjustments for variations in the costs special materials are allowed
The Percentage Advance on Materials not yet Built into the Permanent Works	6.10.1.5	80% (subject to provision of Indemnity for Materials on Site)
Limit of Retention Money	6.10.3	10% of Contract Sum
Value of Plant and Material Supplied by Employer to be included in the insurance sum	8.6.1.1.2	Nil
Amount to cover professional fees for repairing damage and loss	8.6.1.1.3	14% of Required
Limit of Indemnity for Liability Insurance	8.6.1.3	R10, 000, 000.00 for each and every claim
Dispute Resolution	10.5.1	Standing Adjudication Board
Number of Adjudication Board Members to be Appointed	10.5.3	One
Dispute Determination	10.7.1	Dispute Determination shall be by Arbitration

SIGNATURE OF TENDERER:

DATE:

C1.2.3 Data Provided by the Contractor

	GCC 2015 Clause																			
Name of Contractor	1.1.1.9																		
Address of Contractor (Physical and Postal)	1.2.1.2																		
Tel:																			
Fax:																			
Email:																			
Time for Achieving Practical Completion:	1.1.1.14 Weeks																		
Security to be Provided by Contractor	6.2.1	Refer to Table Below																		
<table border="1"> <thead> <tr> <th>Type of Security</th> <th>Contractor's Choice (Indicate "YES" or "NO")</th> </tr> </thead> <tbody> <tr> <td><i>Is Value Added Tax included in the Contract Sum and value of Works for calculating percentages?</i></td> <td></td> </tr> <tr> <td>Cash deposit of% of the Contract Sum</td> <td></td> </tr> <tr> <td>Performance Guarantee of% of the Contract Sum</td> <td></td> </tr> <tr> <td>Retention of% of the value of Works</td> <td></td> </tr> <tr> <td>Cash Deposit of% of the Contract Sum plus Retention of% of the value of Works</td> <td></td> </tr> <tr> <td>Performance Guarantee of% of the Contract Sum plus Retention of% of the value of Works</td> <td></td> </tr> <tr> <td></td> <td></td> </tr> <tr> <td></td> <td></td> </tr> </tbody> </table>			Type of Security	Contractor's Choice (Indicate "YES" or "NO")	<i>Is Value Added Tax included in the Contract Sum and value of Works for calculating percentages?</i>		Cash deposit of% of the Contract Sum		Performance Guarantee of% of the Contract Sum		Retention of% of the value of Works		Cash Deposit of% of the Contract Sum plus Retention of% of the value of Works		Performance Guarantee of% of the Contract Sum plus Retention of% of the value of Works					
Type of Security	Contractor's Choice (Indicate "YES" or "NO")																			
<i>Is Value Added Tax included in the Contract Sum and value of Works for calculating percentages?</i>																				
Cash deposit of% of the Contract Sum																				
Performance Guarantee of% of the Contract Sum																				
Retention of% of the value of Works																				
Cash Deposit of% of the Contract Sum plus Retention of% of the value of Works																				
Performance Guarantee of% of the Contract Sum plus Retention of% of the value of Works																				
Price variation of special materials*	6.8.3																		

Type of Special Material	Unit	Rate or Price*
Rate or price for base month of*	6.8.2

Tenderers are to note that failure to provide a time for completion of the contract will invalidate the tender offer.

* **Delete inapplicable**

Signature:

Name of Signatory:

Date:

Name of Tenderer

C1.3: PERFORMANCE GUARANTEE

For use with the General Conditions of Contractor for Construction Works, Third Edition, 2015.

GUARANTOR DETAILS AND DEFINITIONS

- “Guarantor” means:
- Physical Address:
- “Employer” means:
- “Contractor” means:
- “Engineer” means:
- “Works” means:
- “Site” means:

“Contract” means: The agreement made in terms of the Form of Offer and Acceptance and such amendments or additions to the Contract as may be agreed in writing between the parties.

“Contract Sum” means: The accepted amount inclusive of tax of R
Amount in words:

.....

“Expiry Date” means:

CONTRACT DETAILS

Engineer issues; Interim Payment Certificates, Final Payment Certificate and the Certificate Completion of the Works as defined in the Contract.

PERFORMANCE GUARANTEE

1. The Guarantor’s liability shall be limited to the amount of the Guaranteed Sum.
2. The Guarantor’s period of liability shall be from and including the date of issue of this Performance Guarantee and up to and including the Expiry Date or the date of issue by the Engineer of the Certificate of Completion of the Works or the date of payment in full of the Guaranteed Sum, whichever occurs first. The Engineer and / or the Employer shall advise the Guarantor in writing of the date on which the Certificate of Completion of the Works has been issued.
3. The Guarantor hereby acknowledges that:
 - 3.1 any reference in this Performance Guarantee to the Contract is made for the purpose of convenience and shall not be construed as any intention whatsoever to create an accessory obligation or any intention whatsoever to create suretyship;
 - 3.2 its obligation under this Performance Guarantee is restricted to the payment of money.
4. Subject to the Guarantor’s maximum liability referred to in 1, the Guarantor hereby undertakes to pay the Employer the sum certified upon receipt of the documents identified in 4.1 to 4.3:

- 4.1 A copy of a first written demand issued by the Employer to the Contractor stating that payment of a sum certified by the Engineer in an interim or Final Payment Certificate has not been made in terms of the Contract and failing such payment within seven (7) calendar days, the Employer intends to call upon the Guarantor to make payment in terms of 4.2;
- 4.2 A first written demand issued by the Employer to the Guarantor at the Guarantor's physical address with a copy to the Contractor stating that a period of seven (7) days has elapsed since the first written demand in terms of 4.1 and the sum certified has still not been paid;
- 4.3 A copy of the aforesaid payment certificate which entitles the Employer to receive payment in terms of the Contract of the sum certified in 4.
5. Subject to the Guarantor's maximum liability referred to in 1, the Guarantor undertakes to pay to the Employer the Guaranteed Sum or the full outstanding balance upon receipt of a first written demand from the Employer to the Guarantor at the Guarantor's physical address calling up this Performance Guarantee, such demand stating that:
 - 5.1 the contract has been terminated due to the Contractor's default and that this Performance Guarantee is called up in terms of 5; or
 - 5.2 a provisional or final sequestration or liquidation court order has been granted against the Contractor and that the Performance Guarantee is called up in terms of 5; and
 - 5.3 the aforesaid written demand is accompanied by a copy of the notice of termination and/ or the provisional/ final sequestration and / or the provisional liquidation court order.
6. It is recorded that the aggregate amount of payments required to be made by the Guarantor in terms of 4 and 5 shall not exceed the Guarantor's maximum liability in terms of 1.
7. Where the Guarantor has made payment in terms of 5, the Employer shall upon the date of issue of the Final Payment Certificate submit an expense account to the Guarantor showing how all monies received in terms of this Performance Guarantee have been expended and shall refund to the Guarantor any resulting surplus. All monies refunded to the Guarantor in terms of this Performance Guarantee shall bear interest at the prime overdraft rate of the Employer's bank compounded monthly and calculated from the date payment was made by the Guarantor to the Employer until the date of refund.
8. Payment by Guarantor in terms of 4 or shall be made within seven (7) calendar days upon receipt of the first written demand to the Guarantor.
9. Payment of the Guarantor in terms of 5 will only be made against the return of the original Performance Guarantee by the Employer.
10. The employer shall have the absolute right to arrange his affairs with the Contractor in any manner which the Employer may deem fit and the Guarantor shall not have the right to claim his release from his Performance Guarantee on account of any conduct alleged to the prejudicial to the Guarantor.

11. The Guarantor chooses the physical address as stated above for the service of all notices for all purposes in connection herewith.
12. This Performance Guarantee is neither negotiable nor transferable and shall expire in terms of 2, where after no claims will be considered by the Guarantor. The original of this Guarantee shall be returned to the Guarantor after it has expired.
13. This Performance Guarantee, with the required demand notices in terms of 4 or 5, shall be regarded as liquid document for the purposes of obtaining a court order.
14. Where this Performance Guarantee is issued in the Republic of South Africa the Guarantor hereby consents in terms of Section 45 of the Magistrate’s Courts Act No 32 of 1994, as amended, to the jurisdiction of the Magistrate’s Court of any district having jurisdiction in terms of Section 28 of the said Act, notwithstanding that the amount of the claim may exceed the jurisdiction of the Magistrate’s Court.

Signed at

Date

Guarantor’s signatory (1)

Capacity

Guarantor’s signatory (2)

Capacity

Witness signatory (1)

Witness signatory (2)

C1.4: DISCLOSURE STATEMENT

(Date).....

Contract: (Name).....

Contractor: (Name).....

Employer: (Name).....

Engineer: (Name).....

Dear Sirs,

I am willing and available to serve as (ad-hoc/standing) Adjudication Board Member in the above-mentioned Contract.

In accordance with the General Conditions of Contract for Construction Works Adjudication Board Rules relating to disclosure statements by selected or nominated persons to the adjudication, I hereby state that:

1. I shall act with complete impartiality and know of nothing at this time, which could affect my impartiality.
2. I had no previous involvement with this project.
3. I do not have any financial interest in this project.
4. I am not currently employed by the Contractor, Employer or Engineer.
5. I do not have any financial connections with the Contractor, Employer or Engineer.
6. I do not have or not have had a personal relationship with any authoritative member of the Contractor, Employer or the Engineer which could affect my impartiality.
7. I undertake to immediately disclose to the parties any changes in the above position which could affect my impartiality or be perceived to affect the same.

Should there be any deviation from the foregoing statements, details shall be given hereunder.

.....
.....
.....

I further declare that I am experienced in the work which is carried out under the Contract and in interpreting contract documentation.

Name in full:

Signature:

HARRY GWALA DISTRICT MUNICIPALITY

CONSTRUCTION OF WATER SUPPLY INFRASTRUCTURE FOR IDENTIFIED VILLAGES IN UMZIMKHULU – MASAMINI – MBUZWENI WATER SUPPLY

HGDM 709/HGDM/2020

C1.5: AGREEMENT IN TERMS OF SECTION 37(2) OF THE OCCUPATIONAL HEALTH AND SAFETY ACT No 85 OF 1993

THIS AGREEMENT is made between **HARRY GWALA DISTRICT MUNICIPALITY** (hereinafter called the EMPLOYER) of the one part, herein represented by:

.....

in his capacity as:

AND:

(hereinafter called the CONTRACTOR) of the other part, herein represented by

.....

in his capacity as:

duly authorized to sign on behalf of the Contractor.

WHEREAS the CONTRACTOR is the Mandatory of the EMPLOYER in consequence of an agreement between the CONTRACTOR and the EMPLOYER in respect of

CONTRACT No: (CONTRACT TITLE)

.....

for the construction, completion and maintenance of the works;

AND WHEREAS the EMPLOYER and the CONTRACTOR have agreed to enter into an agreement in terms of the provisions of Section 37(2) of the Occupational Health and Safety Act No 85 of 1993, as amended by OHS Act Amendment Act No 181/1993 (hereinafter referred to as the ACT);

NOW THEREFORE the parties agree as follows:

1. The CONTRACTOR undertakes to acquaint the appropriate officials and employees of the CONTRACTOR with all relevant provisions of the ACT and the regulations promulgated in terms thereof.
2. The CONTRACTOR undertakes to fully comply with all relevant duties, obligations and prohibitions imposed in terms of the ACT and Regulations: Provided that should the EMPLOYER have prescribed certain arrangements and procedures that same shall be observed and adhered to by the CONTRACTOR, his officials and employees. The CONTRACTOR shall bear the onus of acquainting himself/herself/itself with such arrangements and procedures.
3. The CONTRACTOR hereby accepts sole liability for such due compliance with the relevant duties, obligations, prohibitions, arrangements and procedures, if any, imposed by the ACT and Regulations, and the CONTRACTOR expressly absolves the EMPLOYER and the Employer's CONSULTING ENGINEERS from being obliged to

HARRY GWALA DISTRICT MUNICIPALITY

CONSTRUCTION OF WATER SUPPLY INFRASTRUCTURE FOR IDENTIFIED VILLAGES IN UMZIMKHULU – MASAMINI – MBUZWENI WATER SUPPLY

HGDM 709/HGDM/2020

- comply with any of the aforesaid duties, obligations, prohibitions, arrangements and procedures in respect of the work included in the contract.
4. The CONTRACTOR agrees that any duly authorized officials of the EMPLOYER shall be entitled, although not obliged, to take such steps as may be necessary to ensure that the CONTRACTOR has complied with his undertakings as more fully set out in paragraphs 1 and 2 above, which steps may include, but shall not be limited to, the right to inspect any appropriate site or premises occupied by the CONTRACTOR, or to take such steps it may deem necessary to remedy the default of the CONTRACTOR at the cost of the CONTRACTOR.
5. The CONTRACTOR shall be obliged to report forthwith to the EMPLOYER any investigation, complaint or criminal charge which may arise as a consequence of the provisions of the ACT and Regulations, pursuant to work performed in terms of this agreement, and shall, on written demand, provide full details in writing of such investigation, complaint or criminal charge.

Thus signed at for and on behalf of the
CONTRACTOR

on this the day of 20.....

SIGNATURE:

NAME AND SURNAME:

CAPACITY:

WITNESSES: 1.

2.

Thus signed at for and on behalf of the
EMPLOYER

on this the day of 20.....

SIGNATURE:

NAME AND SURNAME:

CAPACITY:

WITNESSES: 1.

2.

C1.6: ADJUDICATION BOARD MEMBER AGREEMENT

This Agreement is entered into between:

Adjudication Board Member: *(Name, physical address, postal address, email address, fax number, telephone number and mobile number)*.....
.....
.....

Contractor: *(Name, physical address, postal address, email address, fax number, telephone number and mobile number)*.....
.....
.....

Employer: *(Name, physical address, postal address, email address, fax number, telephone, number and mobile number)*.....
.....
.....

The contractor and the Employer will hereinafter be collectively referred to as “the Parties”.

The Parties entered into a Contract for
(name of project) which provides that a dispute under or in connection with the General Conditions of Contract for Construction Works, Second Edition, 2010, must be referred to *(ad-hoc adjudication/standing adjudication**)*.

The undersigned natural person has been appointed to serve as Adjudication Board Member and together with the undersigned Parties agree as follows:

1. The Adjudication Board Member accepts to perform his duties in accordance with the terms of the Contract, the General Conditions of Contract for Construction Works Adjudication Board Rules and this Agreement.
2. The Adjudicator undertakes to remain independent and impartial of the Contractor, Employer and Engineer for the duration of the Adjudication Board proceedings.
3. The Adjudication Board Member agrees to serve for the duration of the Adjudication Board proceedings.
4. The Parties may at any time, without cause and with immediate effect, jointly terminate this Agreement.

HARRY GWALA DISTRICT MUNICIPALITY

**CONSTRUCTION OF WATER SUPPLY INFRASTRUCTURE FOR IDENTIFIED VILLAGES IN UMZIMKHULU –
MASAMINI – MBUZWENI WATER SUPPLY**

HGDM 709/HGDM/2020

5. Unless the Parties agree, the Adjudication Board Member shall not act as arbitrator or representative of either Party in any subsequent proceedings between the Parties under the Contract. No Party may call the Adjudication Board Member as a witness in any such subsequent proceedings.
6. The standing Adjudication Board's duties shall end upon the Adjudication Board Member(s) receiving notice from the Parties of their joint decision to disband the Adjudication Board.
7. The Adjudication Board Member shall be paid in respect of time spent upon or in connection with the adjudication including time spent travelling :
 - a. A monthly retainer of R.....(*amount*) for(*number*) of months, and /or
 - b. A daily fee of R.....(*amount*) based on a(*number*) hour day, and /or
 - c. A hourly fee of R.....(*amount*), and /or
 - d. A non- recurrent appointment fee of R.....(*amount*) which shall be accounted for in the final sums payable.
8. The Adjudication Board Member's expenses incurred in adjudication work shall be reimbursed at cost.

Upon submission of an invoice for fees and expenses to the Parties, the (*Contractor/ Employer***) shall pay the full amount within 28 days of receipt of the invoice and he shall be reimbursed by the other party by half the amount so that the fees and expenses are borne equally by the Parties. Late payment of such invoice shall attract the interest at prime plus 3% points compounded monthly at the prime rate changed by the Adjudication Board Member's bank.

HARRY GWALA DISTRICT MUNICIPALITY

**CONSTRUCTION OF WATER SUPPLY INFRASTRUCTURE FOR IDENTIFIED VILLAGES IN UMZIMKHULU –
MASAMINI – MBUZWENI WATER SUPPLY**

HGDM 709/HGDM/2020

This Agreement is entered into by:

Contractor's Signature :

Contractor's name :

Place :

Date :

Employer's signature :

Employer's name :

Place :

Date :

Adjudication Board Member's signature :

Adjudication Board Member's name :

Place :

Date :

***Delete the inapplicable party*

HARRY GWALA DISTRICT MUNICIPALITY

CONSTRUCTION OF WATER SUPPLY INFRASTRUCTURE FOR IDENTIFIED VILLAGES IN UMZIMKHULU – MASAMINI – MBUZWENI WATER SUPPLY

HGDM 709/HGDM/2020

WATER SUPPLY FOR IDENTIFIED VILLAGES IN UMZIMKHULU – MASAMINI – MBUZWENI WATER SUPPLY

CONTRACT No. HGDM 709/HGDM/2020

CONSTRUCTION OF WATER SUPPLY INFRASTRUCTURE FOR IDENTIFIED VILLAGES IN UMZIMKHULU – MASAMINI – MBUZWENI WATER SUPPLY

PART C2: PRICING DATA

INDEX

PART C2: PRICING DATA	PD2
C2.1 Pricing Instructions	PD2
C2.2 Schedule of Quantities	PD6

PART C2: PRICING DATA

C2.1 Pricing Instructions

- 1 The Conditions of Contract, the Contract Data, the Specifications (including the Project Specifications) and the Drawings shall be read in conjunction with the Bill of Quantities.
- 2 The Bill comprises items covering the Contractor's profit and costs of general liabilities and of the construction of Temporary and Permanent Works.

Although the Tenderer is at liberty to insert a rate of his own choosing for each item in the Bill, he should note the fact that the Contractor is entitled, under various circumstances, to payment for additional work carried out and that the Engineer is obliged to base his assessment of the rates to be paid for such additional work on the rates the Contractor inserted in the Bill. Clause 8 of each Standardized Specification, and the measurement and payment clause of each Particular Specification, read together with the relevant clauses of the Project Specifications, all set out which ancillary or associated activities are included in the rates for the specified operations

- 3 Descriptions in the Bill of Quantities are abbreviated and may differ from those in the Standardized and Project Specifications. No consideration will be given to any claim by the Contractor submitted on such a basis. The Bill has been drawn up generally in accordance with the latest issue of Civil Engineering Quantities. Should any requirement of the measurement and payment clause of the appropriate Standardized or Project Specification(s) be contrary to the terms of the Bill or, when relevant, to the Civil Engineering Quantities, the requirement of the appropriate Standardized, Project, or Particular Specification as the case may be, shall prevail
- 4 Unless stated to the contrary, items are measured net in accordance with the Drawings without any allowance having been made for waste.
- 5 The amounts and rates to be inserted in the Bill of Quantities shall be the full inclusive amounts to the Employer for the work described under the several items. Such amounts shall cover all the costs and expenses that may be required in and for the construction of the work described, and shall cover the costs of all general risks, profits, taxes (but excluding value-added tax), liabilities and obligations set forth or implied in the documents on which the Tender is based.
- 6 An amount or rate shall be entered against each item in the Bill of Quantities, whether or not quantities are stated. An item against which no amount or rate is entered will be considered to be covered by the other amounts or rates in the Bill.

The Tenderer shall also fill in a rate against the items where the words "rate only" appear in the amount column. Although no work is foreseen under these items and no quantities are consequently given in the quantity column, the tendered rates shall apply should work under these items actually be required.

Should the Tenderer group a number of items together and tender one sum for such group of items, the single tendered sum shall apply to that group of items and not to each individual item, or should he indicate against any item that full compensation for such item has been included in another item, the rate for the item included in another item shall be deemed to be nil.

The tendered rates, prices and sums shall, subject only to the provisions of the Conditions of Contract, remain valid irrespective of any change in the quantities during the execution of the Contract.

- 7 The quantities of work as measured and accepted and certified for payment in accordance with the Conditions of Contract, and not the quantities stated in the Bill of Quantities, will be used to determine payments to the Contractor. The validity of the Contract shall in no way be affected by differences between the quantities in the Bill of Quantities and the quantities certified for payment.

Ordering of materials are not to be based on the Bill of Quantities, but only on information issued for construction purposes.

8 PROVISIONAL SUM

Where Provisional sums or Prime Cost sums are provided for items in the Bill of Quantities, payments for the Work done under such items will be made accordance with Clause 6.6 of **GCC 2015 (3rd Edition) of the General Condition of Contract**. The Employer reserves the right, during the execution of the works, to adjust the stated amounts upwards or downwards according to the work actually done under the item, or the item may be omitted altogether, without affecting the validity of the Contract, such approval shall be granted by the Executive Director Infrastructure Services as delegated by the Accounting Officer.

The Tenderer shall not under any circumstances whatsoever delete or amend any of the sums inserted in the "Amount" column of the Bill of Quantities and in the Summary of the Bill of Quantities unless ordered or authorized in writing by the Employer before closure of tenders. Unauthorized changes made by the Tenderer to provisional items in the Bill of Quantities, or to the stated provisional percentages and sums in the Summary of the Bill of Quantities, will not be permissible.

9 CONTINGENCY

The sum provided under contingency in the Bill of Quantities is under the sole control of the Employer and may be deducted in whole or in part and shall only be expended by order of the Employer as Variation Order. The use of contingency shall be upon approval by the Executive Director Infrastructure Services as delegated by the Accounting Officer.
Director Infrastructure Services as delegated by the Accounting Officer.

10 PAYMENT FOR THE LABOUR-INTENSIVE COMPONENT OF THE WORKS

Those parts of the works to be constructed using labour-intensive methods are marked in the bill of quantities with the letters LI either in a separate column or as a prefix or suffix against every item so designated. The works, or parts of the works so designated are to be constructed using labour-intensive methods only. The use of plant to provide such works, other than plant specifically provided for in the scope of work, is a deviation from the contract. The items marked with the letters LI are not necessarily an exhaustive list of all the activities which must be done by hand and this clause does not over-ride any of the requirements in the generic labour-intensive specification in the Scope of Works.

Where minimum labour intensity is specified in the design, the contractor is expected to use their initiative to identify additional activities that can be done labour-intensively in order to comply with the set minimum labour intensity targets.

Payment for items which are designated to be constructed labour-intensively (either in this schedule or in the Scope of Works) will not be made unless they are constructed using labour-intensive methods. Any unauthorised use of plant to carry out work which was to be done labour-intensively will not be condoned and any works so constructed will not be certified for payment.

HARRY GWALA DISTRICT MUNICIPALITY

CONSTRUCTION OF WATER SUPPLY INFRASTRUCTURE FOR IDENTIFIED VILLAGES IN UMZIMKHULU – MASAMINI – MBUZWENI WATER SUPPLY

HGDM 709/HGDM/2020

Any non-payment for such works shall not relieve the Contractor in any way from his obligations either in contract or in delict

11. Linkage of Payment for Labour-Intensive Component of Works to Submission of Project Data

The Contractor's payment invoices shall be accompanied by labour information for the corresponding period in a format specified by the employer. If the contractor chooses to delay submitting payment invoices, labour returns shall still be submitted as per frequency and timeframes stipulated by the Employer. The contractor's invoices shall not be paid until all pending labour information has been submitted. The client may institute a penalty relating to outstanding labour information.

The following information shall be maintained on site and submitted in electronic/hard copy formats:

- Certified ID copies of all locally employed labour
- Signed Contracts between the employer and the EPWP Participants
- Attendance Registers for the EPWP Participants
- Proof of Payment of EPWP Employees
- Monthly Reporting Template as per EPWP requirements

10 The units of measurement indicated in the Bill of Quantities are metric units. The following abbreviations may appear in the Bill of Quantities:

mm	=	millimetre
m	=	metre
km	=	kilometre
km-pass	=	kilometre-pass
m ²	=	square metre
m ² -pass	=	square metre-pass
ha	=	hectare
m ³	=	cubic metre
m ³ -km	=	cubic metre-kilometre
kW	=	kilowatt
kN	=	kilonewton
kg	=	kilogram
t	=	ton (1 000 kg)
%	=	per cent
MN	=	meganewton
MN-m	=	meganewton-metre
PC Sum	=	Prime Cost Sum
Prov Sum	=	Provisional Sum
No.	=	number

HARRY GWALA DISTRICT MUNICIPALITY

**CONSTRUCTION OF WATER SUPPLY INFRASTRUCTURE FOR IDENTIFIED VILLAGES IN UMZIMKHULU –
MASAMINI – MBUZWENI WATER SUPPLY**

HGDM 709/HGDM/2020

11 For the purposes of this Bill of Quantities, the following words shall have the meanings hereby assigned to them:

- Unit : The unit of measurement for each item of work as defined in the Standardized, Project or Particular Specifications
- Quantity : The number of units of work for each item
- Rate : The payment per unit of work at which the Tenderer tenders to do the work
- Amount : The quantity of an item multiplied by the tendered rate of the (same) item
- Sum : An amount tendered for an item, the extent of which is described in the Bill of Quantities, the Specifications or elsewhere, but of which the quantity of work is not measured in units

HARRY GWALA DISTRICT MUNICIPALITY

CONSTRUCTION OF WATER SUPPLY INFRASTRUCTURE FOR IDENTIFIED VILLAGES IN UMZIMKHULU – MASAMINI – MBUZWENI WATER SUPPLY

HGDM 709/HGDM/2020

C2.2 Schedule of Quantities

HARRY GWALA DISTRICT MUNICIPALITY
CONTRACT HGDM 709/HGDM/2020
WATER SUPPLY FOR IDENTIFIED VILLAGES IN UMZIMKHULU – MASAMINI – MBUZWENI WATER SUPPLY
SECTION 1: GENERAL

ITEM NO	LI	PAYMENT	DESCRIPTION	UNIT	PROJECT SPECIFIC QTY	RATE	AMOUNT
1		SANS 1200 A	SECTION 1: GENERAL				
		8.3	SCHEDULED FIXED-CHARGE AND VALUE RELATED ITEMS				
1.01		8.3.1	Contractual Requirements	Sum	1		
		8.3.2	Establishment of Facilities on the Site:				
		8.3.2.1	Facilities for Engineer (SANS 1200 AB)				
1.02		8.3.2.1	(a) Engineers Office	Sum	1		
1.03		8.3.2.1	(b) Communication costs (cellular phone)	Sum	1		
1.04		8.3.2.1	(c) Nameboards (2 No.)	Sum	2		
1.05		8.3.2.1	(d) Computer facilities complete with printer, modem with 4G connection	Sum	1		
1.06		8.3.2.1	(e) Provision of survey equipment	Sum	1		
		8.3.2.2	Facilities for Contractor				
1.07		8.3.2.2	(a) Offices and storage sheds	Sum	1		
1.08		8.3.2.2	(b) Workshops	Sum	1		
1.09		8.3.2.2	(c) Laboratories	Sum	1		
1.10		8.3.2.2	(d) Ablution and latrine facilities	Sum	1		
1.11		8.3.2.2	(e) Tools and equipment	Sum	1		
1.12		8.3.2.2	(f) Water supplies, electric power and communications	Sum	1		
1.13		8.3.2.2	(g) Dealing with water (Sub-clause 5.5)	Sum	1		
1.14		8.3.2.2	(h) Access (Sub-clause 5.8)	Sum	1		
1.15		8.3.2.2	(i) Plant.	Sum	1		
1.16		8.3.4	Removal of Site establishment	Sum	1		
1.17		8.3.3.1	Issuing of notices to consumers	Sum	1		
		8.3.3.2	OHS Act Obligations:				
1.18			i) General Safety obligations (incl. provision of personal protective equipment)	Sum	1		
1.19			ii) Health and Safety plan/file including health and safety training.	Sum	1		
1.20		8.3.5.3	Environmental Management Plan Obligations	Sum	1		
		8.4	SCHEDULED TIME-RELATED ITEMS				
1.21		8.4.1	Contractual Requirements.	Month	9		
1.22		8.4.2	Operate and maintain facilities on the Site for duration of Construction:	Month	9		
		8.4.2.1	Facilities for the Employer's Agent:				
1.23		8.4.2.1	(a) Engineers Office	Month	9		
1.24		8.4.2.1	(b) Provision of name board	Month	9		
1.25		8.4.2.1	(c) Provision of cellular phone	Month	9		
1.26		8.4.2.1	(d) Provision of survey equipment	Month	9		
Total Carried Forward							

SECTION 1: GENERAL									
ITEM NO	LI	PAYMENT	DESCRIPTION	UNIT	PROJECT SPECIFIC QTY	RATE	AMOUNT		
Brought Forward									
		8.4.2.2	Facilities for Contractor:						
1.27		8.4.2.2	(a) Offices and storage sheds	Month	9				
1.28		8.4.2.2	(b) Workshops	Month	9				
1.29		8.4.2.2	(c) Laboratories	Month	9				
1.30		8.4.2.2	(e) Ablution and latrine facilities	Month	9				
1.31		8.4.2.2	(f) Tools and equipment	Month	9				
1.32		8.4.2.2	(g) Water supplies, electric power and communications	Month	9				
1.33		8.4.2.2	(h) Dealing with water (Sub-clause 5.5)	Month	9				
1.34		8.4.2.2	(i) Access (Sub-clause 5.8)	Month	9				
1.35		8.4.3	Supervision for the Duration of Construction	Month	9				
1.36		8.4.4	Company and Head Office Overhead Costs for Duration of Contract	Month	9				
1.37		8.4.5	Other Time-related Obligations	Month	9				
		8.4.6.1	OHS Act Obligations						
1.38			i) General Safety obligations	Month	9				
1.39			ii) Health and Safety plan/file	Month	9				
1.40			(iii) Safety Officer	Month	9				
1.41		8.4.6.2	Security Services	Month	9				
1.42		8.4.6.4	EMP Obligations	Month	9				
		8.5	SUMS STATED PROVISIONALLY BY ENGINEER						
1.43			a) Control tests by independent laboratory. Additional tests that may be required by the Engineer over and above normal quality control tests performed by the Contractor.	Prov Sum	1	R150 000,00	R150 000,00		
1.44			b) Overheads, charges and profit on item 1.50 above	%	5,00%	R7 500,00	R375,00		
1.45			c) Relocation of existing services (water mains, electricity cables/poles, etc.) by Services utility	Prov Sum	1	R75 000,00	R75 000,00		
1.46			d) Overheads, charges and profit on item 1.52 above	%	5,00%	R3 750,00	R187,50		
1.47			Appoint a Community Liaison Officer from the community for the duration (9 months) of the contract	Prov Sum	9	R6 000,00	R54 000,00		
		8.8	TEMPORARY WORKS						
1.48		8.8.2	Dealing with Traffic (or accommodation of traffic)	Sum	9				
		8.8.4	Existing Services						
1.49		8.8.4	(a) The use of equipment for detection referred to in item above	Sum	0				
1.50	LI	8.8.4	(b) Excavation by hand in soft material to expose service	m ³	70				
1.51		8.8.4	(c) Temporary protection, as required in terms of the project specification, of existing pipe service	Sum	1				
Total Carried Forward									

SECTION 1: GENERAL							
ITEM NO	LI	PAYMENT	DESCRIPTION	UNIT	PROJECT SPECIFIC QTY	RATE	AMOUNT
Brought Forward							
		8.8.5	Cost of the Survey in Terms of Land Survey Act				
1,52		8.8.5	(a) Tri-gonometrical survey beacons, bench marks and plot boundary pegs, -locate and record and expose on completion of Works	Sum	9		
1,53		8.8.5	(b) Tri-gonometrical survey beacons and plot boundary pegs, -protect and re-establish located under item A.52, as ordered, by a Registered Land Surveyor on completion of the Works	Sum	9		
		8.7	DAYWORKS				
1,54			(a) Unskilled Labour	hours	50		
1,55			(b) Semi-skilled Labour	hours	50		
1,55			(c) Construction-hand and operator	hours	50		
1,56			(d) Foreman	hours	50		
1,57			(e) Steel fixer	hours	50		
1,58			(f) Welder	hours	50		
		8.7	PLANTHIRE (WORK RATES ON SITE)				
1,59			(a) Tenderers to insert the hire rate at which each item will be charged that will cover all relevant costs of plant hire, including operating crew				
1,60			(b) Lowbed transport of plant to and from site	hours	32		
1,61			(c) Mobile Crane 5t at 3m radius	hours	16		
1,62			(d) Back acting excavators (Hitachi EX200 or similar)	hours	16		
1,63			(e) TLB	hours	16		
1,64			(f) Compressors (250CFM or equivalent)	hours	32		
1,65			(g) Compressors (250CFM or equivalent)	hours	32		
1,66			(h) Tipper trucks (10t or equivalent)	hours	32		
1,67			(i) Water tanker	hours	32		
1,68			(j) Water Pump	hours	20		
1,69			(k) Plate compactor	hours	16		
1,70			(l) Light delivery vehicles (1t or equivalent)	hours	16		
1,71			(m) Generator	No.	32		
Total Carried Forward to Summary							

HARRY GWALA DISTRICT MUNICIPALITY
CONTRACT HGDM 709/HGDM/2020
WATER SUPPLY FOR IDENTIFIED VILLAGES IN UMZIMKHULU – MASAMINI – MBUZWENI WATER SUPPLY
SECTION 2: SITE CLEARANCE

ITEM NO	LI	PAYMENT	DESCRIPTION	UNIT	PROJECT SPECIFIC QTY	RATE	AMOUNT
2		SANS1200 C	SECTION 2: SITE CLEARANCE				
			SITE CLEARANCE				
		8.2.1	Clear and grub including all vegetation for fences, pipelines and stormwater routes 3 m wide				
2,01			Nkukhwini	m	1200,00		
2,02			Nqokozweni	m	800,00		
2,03			Myembe	m	250,00		
2,04			Dumisa	m	850,00		
2,05			Rhuvwaka	m	200,00		
2,06			Sangweni	m	4800,00		
2,07			Nonginqi	m	2000,00		
	LI	8.2.2	Remove trees over 1m and up to and including 2m girth to approved areas off Site				
2,08			Nkukhwini	No.	10,00		
2,09			Nqokozweni	No.	10,00		
2,1			Myembe	No.	10,00		
2,11			Dumisa	No.	10,00		
2,12			Rhuvwaka	No.	10,00		
2,13			Sangweni	No.	15,00		
2,14			Nonginqi	No.	10,00		
2,15		8.2.8	Demolish existing paving and spoil off site	m ²	606,00		
2,16		8.2.9	Transport spoil material to unspecified sites and dump (provisional)	m ³ .km	200,00		
TOTAL FOR SECTION D CARRIED TO SUMMARY							

HARRY GWALA DISTRICT MUNICIPALITY
CONTRACT HGDM 709/HGDM/2020
WATER SUPPLY FOR IDENTIFIED VILLAGES IN UMZIMKHULU – MASAMINI – MBUZWENI WATER SUPPLY

SECTION 3: EARTHWORKS

ITEM NO	LI	PAYMENT	DESCRIPTION	UNIT	PROJECT SPECIFIC QTY	RATE	AMOUNT
3		SABS 1200 D	SECTION 8: EARTHWORKS				
		8.3.2	BULK EXCAVATION				
3,01			(a) Excavate in all materials and use for forming of embankment compacted to 95% Mod AASHTO	m³	200		
3,02			(b) Excavate in all materials, stockpile and maintain within freehaul distance to be used for backfill / fill compacted to 95% Mod AASHTO	m³	200		
3,03			(c) Excavate in all materials and disposes within freehaul distance	m³	200		
3,04		8.3.3	(d) Extra over items 8.3.2 (a) for				
3,05			(i) Intermediate Excavation	m³	1		
3,06			(ii) Hard rock excavation	m³	1		
3,07		8.3.14	(e) Prescribed Density Test on Filling				
3,08			(i) Modified AASHTO density test	No	18		
3,09			(ii) Field density tests	No	18		
			(ii) Provision of a DCP for Employer's Agent testing	No	18		
		8.3.4	Importing of Materials				
			(a) Extra - Over for importation of materials from commercial sources compacted to 93% Mod AASHTO density	m³			
3,10			(c) Dealing with overburden	m³	18		
TOTAL CARRIED FORWARD							

HARRY GWALA DISTRICT MUNICIPALITY

CONTRACT HGDM 709/HGDM/2020

WATER SUPPLY FOR IDENTIFIED VILLAGES IN UMZIMKHULU – MASAMINI – MBUZWENI WATER SUPPLY

SECTION 3: EARTHWORKS (PIPE TRENCHES)

ITEM NO	LI	PAYMENT	DESCRIPTION	UNIT	PROJECT SPECIFIC QTY	RATE	AMOUNT
4		SANS1200 DB	SECTION 3: EARTHWORKS (PIPE TRENCHES)				
		8.3.2	EXCAVATION				
			Excavate in all materials for trenches, backfill, compact, and dispose of surplus/ unsuitable material, for pipes: 50 mm diam. to 110 mm for total trench depth:				
4,01			a) (1) Excavation in all materials for trenches	m ³	16665		
4,02			(2) Backfill and compaction to trenches to 93% Mod AASHTO density	m ³	9999		
	LI		b) Extra-over item 8.3.2(a) above for				
4,03	LI		1) Intermediate excavation	m ³	3333		
4,04			2) Hardrock excavation	m ³	6666		
4,05			c) Excavate and dispose of unsuitable material from trench bottom (Prov.)	m ³	3333		
		8.3.5	Existing Services that Intersect or Adjoin a Pipe Trench				
4,06		8.3.5	(a) Existing services that intersect a pipe trench (Provisional)	No	60		
4,07		8.3.5	(b) Services that adjoin a trench	m	150		
		8.3.2	(d) Hand excavation and backfill where ordered by the Engineer in: (Provisional)				
4,08	LI		a) Soft Material	m ³	333,3		
4,09			b) Hard Material	m ³	166,65		
TOTAL FOR SECTION D CARRIED TO SUMMARY							

HARRY GWALA DISTRICT MUNICIPALITY
CONTRACT HGDM 709/HGDM/2020
WATER SUPPLY FOR IDENTIFIED VILLAGES IN UMZIMKHULU – MASAMINI – MBUZWENI WATER SUPPLY
SECTION 5: CONCRETE (STRUCTURAL)

ITEM NO	LI	PAYMENT	DESCRIPTION	UNIT	PROJECT SPECIFIC QTY	RATE	AMOUNT
5		SANS 1200 GA	SECTION 5: CONCRETE (STRUCTURAL)				
		8,2	SCHEDULED FORMWORK ITEMS				
		8.2.2	Smooth				
5,01			(a) Horizontal	m ²	591		
5,02			(b) Vertical	m ²	59		
		8.2.4	Box out holes/form voids				
			(b) Small, other than circular, of area up to and including 0.1 m2				
			Over and up to and including				
5,03			1) 0 - 0.5m deep	No	18		
		8,3	SCHEDULED REINFORCEMENT ITEM				
5,04		8.3.1	High-tesnile Steel Bars	t	7		
5,05		8.3.2	High-tensile welded mesh	m ²	106		
		8,4	SCHEDULED CONCRETE ITEMS				
5,06		8.4.2	Blinding layer (15/19) in 50mm concrete (Chamber floors)	m ²	10		
5,07		8.4.3	Strength concrete, Grade 35MPa	m ³	133		
		8.4.4	Unformed surface finishes				
5,08			(a) Wood-floated finish	m ²	591		
5,09			(b) Steel-floated finish	m ²	118		
		8,5	JOINTS				
			Polyurethane joint sealer				
5,10			(a) 10mm thick openings between precast slabs to be filled with an approved polyurethane sealer	m	50		
			Bitumen filler				
5,11			(a) Seal around pipe with bituminous roofing felt type 4D and bitumen filler	m	50		
		SANS 1200 GE	MANUFACTURE (OR SUPPLY) AND ERECT				
		8,2	PRECAST ELEMENTS (Chambers)				
			Precast concrete units supplied and fixed complete including all reinforcing, etc. for airvalve and flow meters as per drawings J000084- WT - DT -200 ,201,202				
			(a) Strength concrete 35MPa/19mm				
5,12			(i) Supply, delivery and installation of precast concrete pipe markers	No	101		
5,13			(ii) 600x600mm polymer concrete lockable cover and frame	No	39		
5,14			(iv) 1000mmØ x 250mm manhole rings	No	39		
5,15			(v) 1000mmØ x 500mm manhole rings	No	108		
5,16			(vi) 1000mmØ x 150mm cover slabs including ventilators	No	39		
5,17			(vii) Precast borehole pumphouse as per drawing J000084- WT - DT -203, 204 including base slab and locable access doors	No	3		
5,18			(viii) 2000mmØ x 1000mm manhole rings	No	15		
5,19			(ix) 2000mmØ x 250mm manhole rings	No	15		
5,20			(x) 2000mmØ x 150mm cover slabs including ventilators	No	5		
Total Carried Forward							

SECTION 5: CONCRETE (STRUCTURAL)							
ITEM NO	LI	PAYMENT	DESCRIPTION	UNIT	PROJECT SPECIFIC QTY	RATE	AMOUNT
			Brought Forward				
			JOINTS				
		8,5	(c) Movement Joints				
5,33			(i) Movement joints in walls and floors Type 2 -Partial Contraction Joint	m	42		
		8,5	(d) Construction Joints				
5,34			(i) Construction joints in walls and floors Type	m	120		
			SUBSOIL DRAINAGE				
		SANS 1200LC	SUBSOIL DRAINS				
			Supply, lay, bed, and test Kaytech subsoil pipes complete				
5,35			(i) 110mm Diameter	m	80		
			GEOTEXTILES				
			Supply and lay geotextile fabric				
5,36			(a) Bidim A2 Geo Fabric	m ²	200		
5,37			(b) Bidim U24 wrapped around stone encasement to pipes and between Insitu and soilcrete	m ²	200		
			SLOW SAND FILTER				
5,38			Construct slow sand filters as per drawings J000084- WT - DT -210 , 211 , 212 , 213 including all concrete works , concrete , reinforcement steel , filter mediums (sand and gravel as per spec) , filter outlet chambers and 5kl clear water tank and precast sections as per referenced drawings	No	5		
Total Carried Forward							

HARRY GWALA DISTRICT MUNICIPALITY
CONTRACT HGDM 709/HGDM/2020
WATER SUPPLY FOR IDENTIFIED VILLAGES IN UMZIMKHULU – MASAMINI – MBUZWENI WATER SUPPLY
SECTION 6: MEDIUM-PRESSURE PIPELINES

ITEM NO	LI	PAYMENT	SHORT DESCRIPTION	UNIT	PROJECT SPECIFIC QTY	RATE	AMOUNT
6		SABS 1200 L	SECTION L: MEDIUM PRESSURE PIPELINES				
		8.2.1	PIPELINES				
			Note: The cost of cutting of pipes for specials and valves is to be allowed for in those items				
			Supply, delivery and installation for the complete construction of pipelines including pressure couplings , thrust blocks ,disinfection, air, scour and isolation valve chambers along the pipeline.				
		(a) SANS966-1					
6,01		(i) 50mm ND Class 16 HDPE		m	5 100		
6,02		(ii) 63mm ND Class 16 HDPE		m	1 300		
6,03		(iii) 75mm ND Class 16 HDPE		m	6 150		
6,04		(iv) 90mm ND Class 16 HDPE		m	550		
		(b) Supplying, laying, and jointing of water pipes, continuously welded (submerged arc spiral weld-SAW) steel pipe, grade X42, according to SABS719, irrespective of depth. Liquid epoxy (Sigmaline523) lining. Fusion bonded Medium Density Polyethylene coated (Sintakote to AS 4321-1995)					
		(a) SANS62					
6,05		(i) 50mm ND		m	510		
6,06		(ii) 65mm ND		m	130		
6,07		(iii) 80mm ND		m	615		
6,08		(iv) 100mm ND		m	55		
		8.2.2	SPECIALS AND FITTINGS				
			Supply, handle, lay, bed in specified class, join, including cutting pipes according to required lengths, test and disinfect the following specials:				
6,06		(a) Bends					
6,07		(i) 90° bend x 50mm Ø		No	150		
6,08		(i) 90° bend x 63mm Ø		No	50		
6,09		(i) 90° bend x 75mm Ø		No	25		
6,10		(i) 90° bend x 90mm Ø		No	25		
6,11		(ii) 45° bend x 50mm Ø		No	150		
6,12		(ii) 45° bend x 63mm Ø		No	50		
6,13		(ii) 45° bend x 75mm Ø		No	25		
6,14		(ii) 45° bend x 90mm Ø		No	25		
6,15		(iv) 22,2° bend x 50mm Ø		No	150		
6,16		(iv) 22,2° bend x 63mm Ø		No	50		
6,17		(iv) 22,2° bend x 75mm Ø		No	25		
6,18		(iv) 22,2° bend x 90mm Ø		No	25		
6,19		(iv) 11,25° bend x 50mm Ø		No	150		
6,20		(iv) 11,25° bend x 63mm Ø		No	50		
6,21		(iv) 11,25° bend x 75mm Ø		No	25		
6,22		(iv) 11,25° bend x 90mm Ø		No	25		
Total Carried Forward							

SECTION 6: MEDIUM-PRESSURE PIPELINES

ITEM NO	LI	PAYMENT	DESCRIPTION	UNIT	PROJECT SPECIFIC QTY	RATE	AMOUNT
Brought Forward							
			(b) HDPE reducers:				
6,23			(i) 63 mm x 50 mm diameter class 12,5	No	100		
6,24			(ii) 75mm x 50mm diameter class 12,5	No	75		
6,25			(iii) 90mm x 50 mm diameter class 12.5	No	50		
6,26			(iv) 90mm x 75 mm diameter class 12,5	No	50		
			(c) HDPE tees:				
6,27			(i) 50 mm x 50 mm diameter class 12.5	No	100		
6,28			(ii) 63mm x 63 mm diameter class 12.5	No	75		
6,29			(iii) 75mm x 75mm diameter class 12.5	No	50		
6,30			(iv) 90 mm x 90 mm diameter class 12.5	No	50		
			(d) HDPE End caps				
6,31			(i) 50 mm diameter class 12.5	No	50		
6,32			(ii) 63 mm diameter class 12.5	No	50		
			(e) Valves				
	8.2.5		Supply and place pipes in short runs, HDPE pipes, fittings and valves. Supplying, laying and bedding of isolating resilient seal gate type valve PN 16 or similar approved in standard manholes complete as shown in drawings for HDPE pipeline diameters:				
			(i) 50mm diameter	No	10		
			(ii) 65 mm diameter	No	10		
			(iii) 80 mm diameter	No	10		
			(iv) 100 mm diameter	No	10		
	8.2.13		(f) Valve and Hydrant Chambers				
			Isolating valve standard manholes complete for HDPE pipeline diameters (excluding valves and pipework).				
			(i) 50mm diameter	No	10		
			(ii) 65 mm diameter	No	10		
			(iii) 80 mm diameter	No	10		
			(iv) 100 mm diameter	No	10		
			Air valves				
			Supply, handle, lay, bed in specified class, join, including cutting pipes according to required lengths, test and disinfect the following specials as per drawing J000084- WT - DT -200, 201				
6,23			(1) Galvanised steel eaqual Tee 50 x 50 all ends Flanged	No	12		
6,24			(2) Galvanised steel 50mm ND blank flange with 25mm nb stub 125mm long, welded in the centre of the blank flange. Thread end of the stub to confirm ball valve threads spec. Stub with 3 x 5mm m.s. Gusset plates fitted as indicated on the drawing PN 16	No	12		
6,25			(3) Galvanised steel Ball valve 25mm NB screwed ends PN 16	No	12		
6,26			(4) Galvanised steel Air valve standard screwed double orifice air valve PN 16	No	12		
6,27			(5) Galvanised steel Flange adaptor pn16	No	12		
Total Carried Forward							

SECTION 6: MEDIUM-PRESSURE PIPELINES

ITEM NO	LI	PAYMENT	DESCRIPTION	UNIT	PROJECT SPECIFIC QTY	RATE	AMOUNT
Brought Forward							
6,28			(6) Galvanised steel Straight pipe one flanged, other plain for cut to suit on site puddle flange as indicated pn16	No	12		
6,29			(7) Galvanised steel Straight pipe flanged on both ends with puddle flange as indicated pn16	No	12		
6,30			(8) Galvanised steel Flanged stub with backing flange as indicated pn16	No	24		
Magflow meter							
Supply, handle, lay, bed in specified class, join, including cutting pipes according to required lengths, test and disinfect the following specials as per drawing J000084- WT - DT -202							
6,31			(1) Flanged stub with backing, flange as indicated. Pn16	No	18		
			(2) Mechanical flow meter or similar approved. Pn16	No	12		
6,32			(3) Galvanised steel standard pipe both ends with puddle flange as shown on the drawing. Pn16	No	12		
6,33			(4) Galvanised steel straight pipe one end, other for cutting on site to suit. Restraining flange as indicated. Pn16	No	12		
6,34			(5) Galvanised steel Flange adaptor pn16	No	12		
Scour valve							
Supply, handle, lay, bed in specified class, join, including cutting pipes according to required lengths, test and disinfect the following specials as per drawing J000084- WT - DT -207							
6,35			(1) HDPE Backing flange with 50mm nb stub flange Pn16	No	20		
6,36			(2) Mild steel Straight pipe one end flanged the other plain. Cut to suit on site. Puddle flange as indicated Pn16	No	10		
6,37			(3) Flange adaptor Pn16	No	10		
6,38			(4) Mild steel Equal tee all ends flanged as indicated Pn16	No	10		
6,39			(5) Mild steel Straight pipe, both ends flanged. Pn16	No	10		
6,40			(6) Wedge gate valve flanged Pn 16	No	10		
6,41			(7) Mild steel Straight pipe one end flanged the other plain. Cut to suit on site. Puddle flange as indicated Pn16	No	10		
6,42			(8) Mild steel Straight pipe both ends flanged, puddle flange as shown Pn 16	No	10		
6,43			(9) Sleeve valve including. Hydraulic actuator. Flanged. Pn 16	No	10		
6,44			Construct scour valve chamber , masonry type with 35/19 concrete cover slab and base and lockable slab as per details on drawing J000084- WT - DT -207, 208	Sum	10		
Outlet and over flow							
Supply, handle, lay, bed in specified class, join, including cutting pipes according to required lengths, test and disinfect the following specials as per drawing J000084- WT - DT -207,208							
6,45			(i)50mm NB , Resilient seal gate valve, PN 16	No	10		
6,46			(ii)50mm NB Galvanized steel pipe flanged both ends , PN 16	No	5		
6,47			(iii)50mm NB Galvanized steel straight pipe, one end flanged and the other with a 90 degree short bend with a belmouth welder both , PN 16	No	5		
6,48			(iv)50mm Flange adapter , PN 16	No	5		
6,49			(v)50mm NB Galvanized steel pipe , one end flanged , other plain for cutting to suit on site ,	No	5		
6,50			(iv)50mm NB Galvanized steel tee flanged all ends , PN 16	No	5		
Total Carried Forward							

SECTION 6: MEDIUM-PRESSURE PIPELINES

ITEM NO	LI	PAYMENT	DESCRIPTION	UNIT	PROJECT SPECIFIC QTY	RATE	AMOUNT
Brought Forward							
			RIVER / STREAM CROSSING				
6,51			Stream crossing as per drawing J000084- DT - 302 complete with excavation, bedding, pipe enchorrs, concrete encasement and reno matress over a length of 30m including refurbishment of existing crossings	m	125		
			ROAD CROSSING				
6,52			Road crossing as per drawing J000084- DT - 301 complete with excavation, bedding, pipe enchorrs, concrete encasement and reno matress over a length of 30m, including refurbishment of existing crossings	m	125		
			FENCING				
			Precast concrete palisade fencing supplied and fixed ,complete, including all posts stays, standards, droppers, excavation, backfillingconcrete bases, etc Dwg No: J000084- DT - 305,6				
6,53			(a) Concete Palisade	m	380		
			Gates supplied and fixed complete, including all posts,stays, hinges, locking devices, excavation, backfilling, concrete bases, etc Dwg No: J000084- DT - 305				
6,54			(b) 1.8 x 2,4m Double leaf palisade gate	No	7		
			RESERVIOIR FLOAT CONTROL VALVES				
			Supply , delivery and installation of float control valve including testing for existing reserviors reserviors :				
6,55			(a) 75 mm NB Class 16	No	12		
			Slows and filters				
			Supply , delivery , installation , disinfection , cutting to fit of all mechanical fittings including valves , hand rails , larders , mesh flow panels as per drawings J000084- WT - DT -210 , 211 , 212 , 213 .	Sum	5		
			STANDPIPES				
6,57			Supply, delivery and installation of 25 mm NB stand pipe complete with end tap and concrete base. As per drawing J000084-WT-DE-307	No	155		
TOTAL FOR SECTION L CARRIED TO SUMMARY							

HARRY GWALA DISTRICT MUNICIPALITY

CONTRACT HGDM 709/HGDM/2020

WATER SUPPLY FOR IDENTIFIED VILLAGES IN UMZIMKHULU – MASAMINI – MBUZWENI WATER SUPPLY

SECTION 4: BEDDING (PIPES)

ITEM NO	LI	PAYMENT	DESCRIPTION	UNIT	PROJECT SPECIFIC QTY	RATE	AMOUNT
7		SANS1200 LB	SECTION 4: BEDDING (PIPES)				
		8.2.1	Provision of bedding material from trench excavation				
		8.2.1.1	Without the need of screening				
7,01			(a) Selected granular material	m ³	1212		
7,02	LI		(b) Selected fill material	m ³	909		
	LI	8.2.1.2	Including screening				
7,03			(a) Selected granular material	m ³	1212		
7,04			(b) Selected fill material	m ³	909		
		8.2.2	Supply only of Bedding by Importation				
		8.2.2.1	From other necessary excavations (Provisional)				
7,05	LI		(a) Selected granular material	m ³	3030		
7,06	LI		(b) Selected fill material	m ³	1515		
		8.2.2.2	From borrow pits				
7,07			(a) Selected granular material	m ³	758		
7,08			(b) Selected fill material	m ³	1515		
		8.2.2.3	From commercial sources (provisional)				
7,09			(a) Selected granular material	m ³	2273		
7,1			(b) Selected fill material (from 13mm single graded stone)	m ³	2273		
7,11		8.2.4	Encasement of pipes in concrete	m ³	10		
Total Carried Forward							

HARRY GWALA DISTRICT MUNICIPALITY
CONTRACT HGDM 709/HGDM/2020
WATER SUPPLY FOR IDENTIFIED VILLAGES IN UMZIMKHULU – MASAMINI – MBUZWENI WATER SUPPLY
SECTION 7: M&E-ELECTRICAL

ITEM NO	LI	PAYMENT	DESCRIPTION	UNIT	PROJECT SPECIFIC QTY	RATE	AMOUNT
8			SECTION 7: M&E-ELECTRICAL				
8,01			Supply and install 6 kl/hour submersible pump complete with motors and drive belts at Myembe Borehole 1. Allow for removal of existing pump.	Sum	1		
8,02			Supply and install 20 kl/hour submersible pumps complete with motors and drive belts at Dumisa borehole 1. Allow for removal of existing pumps.	Sum	1		
8,03			Supply and install 20 kl/hour submersible pumps complete with motors and drive belts at Dumisa borehole 2. Allow for removal of existing pumps.	Sum	1		
8,04			Supply and install 6 kl/hour submersible pump complete with motors and drive belts at Rhuwaka Borehole 1. Allow for removal of existing pump.	Sum	1		
8,05			Supply and install 17 kl/hour , 160m head ksb or similar approved pump complete with motors and drive belts at Rhuwaka Pump station. Allow for removal of existing pump.	Sum	2		
8,06			Supply and install 20 kl/hour submersible pumps complete with motors and drive belts at Sangweni Borehole 1. Allow for removal of existing pumps.	Sum	1		
8,07			Supply and install 20 kl/hour submersible pumps complete with motors and drive belts at Nonginji Borehole 1. Allow for removal of existing pumps.	Sum	1		
8,08			Supply and install mechanical fitting on boreholes as per drawing number J000084- DT - 203,204	Sum	7		
			POWER INSTALLATIONS				
			Transformer				
8,09			Supply and install pole mounted 25kVA transformer including wiring , labour and energising	No	6		
8,10			Supply and install pump starter panel. Allow for auto start/stop Pumpoperation	No	6		
8,11			Supply and install Motor Control Center (MCC)	No	6		
			SUPPLY AUTHORITY				
8,12			Liaison with the Supply Authority including the switching of the Low Voltage supply to the Site	Sum	6		
8,13			Liaison with the Supply Authority for the unbalance of loads of the HV side as well as with ESKOM for power upgrading	Sum	6		
8,14			Provisional Sum to be disbursed at the discretion of the Engineer for all payments, guarantees and deposits as might be required by the Supply Authority	Sum	6		
			COMMISSIONING AND TESTING				
8,15			Supply all materials and execute all work to commission and test the complete electrical installation as contemplated under Clause EDS 23 of the Electrical Detail Specifications including sub clauses	Sum	6		
			CERTIFICATE OF COMPLIANCE				
8,16			Test the new installation and ensure that the premises are certified to wiring code SANS 10142 and provide Engineer with COC certificate.	Sum	6		
			CHLORINE DOSING EQUIPMENT				
8,17			Supply and install chlorine dosing equipment suitable for direct mounting on the 70kg chlorine bottles The dosing equipment comprise with the following: 2No regulators, 1No automatic exchange valve, 1No ejector, 10m, 25mm upvc pipework complete with accessories, 1No 70kg load cell, 2No 70kg chlorine bottles	No	6		
Total Carried Forward							

SECTION 7: M&E-ELECTRICAL

ITEM NO	LI	PAYMENT	DESCRIPTION	UNIT	PROJECT SPECIFIC QTY	RATE	AMOUNT
Brought Forward							
BOREHOLES AND WATER STORAGE TANKS							
8,18			Siting, Drilling and Testing of New boreholes including borehole casing , yeild and water quality tests as per DWS standards	No.	3		
WATER STORAGE TANKS							
8,20			Provision of 6m elevated steel storage tanks with supporting structures allowing for handdling costs and profit, supply, delivery and installation of steel tanks complete with inlet , outlet and overflow fittings and construction of footings				
8,21			20kl Elevated steel tank	m³	5		
TOTAL CARRIED FORWARD							

CONTRACT HGDM 709/HGDM/2020

WATER SUPPLY TO MASIMINI MBUZWENI VILLAGES INTERVENTION SCHEMES

SUMMARY OF SECTIONS

SECTION	DESCRIPTION	AMOUNT
1	GENERAL	
2	SITE CLEARANCE	
3	EARTHWORKS	
4	PIPE TRENCHES	
5	CONCRETE WORKS (STRUCTURAL)	
6	MEDIUM PRESSURE PIPELINES	
7	BEDDING (PIPES)	
8	M&E-ELECTRICAL	
	SUBTOTAL 1	
	CONTINGENCIES @ 10%	
	SUB-TOTAL 2	
	CPA @ 0%	
	SUB-TOTAL 3	
	Add 15% VAT	
Total from Schedules		

WATER SUPPLY FOR IDENTIFIED VILLAGES IN UMZIMKHULU – MASAMINI – MBUZWENI WATER SUPPLY

CONTRACT No. HGDM 709/HGDM/2020

CONSTRUCTION OF WATER SUPPLY INFRASTRUCTURE FOR IDENTIFIED VILLAGES IN UMZIMKHULU – MASAMINI – MBUZWENI WATER SUPPLY

PART C3: SCOPE OF WORK

INDEX

INDEX	Page CW
PART 1: CIVIL SCOPE OF WORKS	3
C3.1 STANDARDISED SPECIFICATIONS	3
C3.2 PROJECT SPECIFICATIONS	4
PROJECT SPECIFICATION: PORTION 1	6
PS-1 PROJECT DESCRIPTION	6
PS-2 EXTENT OF THE WORKS	7
PS-3 DESCRIPTION OF THE SITE AND ACCESS	10
PS-4 NATURE OF GROUND AND SUBSOIL INVESTIGATIONS	10
PS-5 ENGINEERING AND DESIGN	11
PS-6 CONSTRUCTION AND MANAGEMENT REQUIREMENTS	12
PS-7 CONSTRUCTION PROGRAMME	14
PS-8 SITE FACILITIES AVAILABLE	15
PS-9 SITE FACILITIES REQUIRED	16
PS 10. EXISTING SERVICES	18
PS-11 REQUIREMENTS FOR ACCOMMODATION OF TRAFFIC	21
PS-12 OCCUPATIONAL HEALTH AND SAFETY (Read with SANS 1921 - 1: 2004 clause 4.14)	22
PS-13 ADVERSE WEATHER CONDITIONS	23
PS-14 SITE MEETINGS AND REPORTING	24
PS-15 PREFERENTIAL PROCUREMENT	24
PS-16 EPWP SPECIFICATION	24

HARRY GWALA DISTRICT MUNICIPALITY

CONSTRUCTION OF WATER SUPPLY INFRASTRUCTURE FOR IDENTIFIED VILLAGES IN UMZIMKHULU – MASAMINI – MBUZWENI WATER SUPPLY

HGDM 709/HGDM/2020

PS 17 SUBCONTRACTING OF A PROTION OF THE CONTRACT	29
PROJECT SPECIFICATION: PORTION 2	30
SABS 1200 PSA: GENERAL	31
PARTICULAR SPECIFICATION: PA	54
PARTICULAR SPECIFICATION: PB	57
PARTICULAR SPECIFICATION PC	63

PART 1: CIVIL SCOPE OF WORKS

C3.1 STANDARDISED SPECIFICATIONS

The standard specifications on which this contract is based are Standards South Africa's Standardized Specifications for Civil Engineering Construction SABS 1200.

Although not bound in nor issued with this Document, the following Sections of the Standardized Specifications of SABS 1200 shall form part of this Contract:

A	1986	:	GENERAL
AA	1986		GENERAL - SMALL WORKS
AB	1986	:	ENGINEER'S OFFICE
C	1980	:	SITE CLEARANCE (As amended 1982)
D	1988		EARTHWORKS
DA	1988	:	EARTHWORKS (Small Works)
DB	1989	:	EARTHWORKS (Pipe trenches)
G	1982		CONCRETE - STRUCTURAL
GA	1982	:	CONCRETE (SMALL WORKS)
GE	1984		PRECAST CONCRETE - STRUCTURAL
HA	1990	:	STRUCTURAL STEELWORKS
LB	1990	:	BEDDING - PIPES
L	1983		MEDIUM PRESSURE PIPELINES
LC	1981		CABLE DUCTS
H	1985		STRUCTURAL STEELWORK
HC	1988	:	CORROSION PROTECTION FOR STRUCTURAL STEELWORKS

The following SANS specifications are also referred to in this document and the Contractor is advised to obtain them from Standards South Africa (a division of SABS) in Pretoria.

SANS 1921 (2004): Construction and Management Requirements for Works Contracts

- Part 1: General Engineering and Construction Works; and
- Part 2: Accommodation of Traffic on Public Roads Occupied by the Contractor.

C3.2 PROJECT SPECIFICATIONS

The project specification is covered in the following sections:

ITEM	DESCRIPTION
	STATUS
	PROJECT SPECIFICATION PORTION 1: GENERAL
PS-1	Project Description
PS-2	Extent of the Works
PS-3	Description of the Site and Access
PS-4	Nature of Ground and Subsoil Conditions
PS-5	Construction and Management Requirements
PS-6	Construction Programme
PS-7	Site Facilities Available
PS-8	Site Facilities Required
PS-9	Existing Services
PS-10	Requirements for Accommodation of Traffic
PS-11	Occupational Health and Safety
PS-12	Adverse Weather Conditions
PS-13	Site Meetings & Reporting
PS-14	Preferential Procurement
	PROJECT SPECIFICATION PORTION 2
PSA	General
PSD	Earthworks
PSDB	Earthworks (Pipe Trenches)
PSG/PSGA	Concrete (Small Works)
PSLB	Bedding (Pipes)
PSLE	Stormwater Drainage
	PARTICULAR SPECIFICATIONS
PA	Brickwork and Plaster
PB	Carpentry, Joinery and Ironmongery
PC	Painting
PF	Valves
PES	Environmental Specification
PE	Project Specification Occupational Health & Safety Specification

STATUS

The Project Specification, consisting of two parts, forms an integral part of the contract and supplements the Standard Specifications.

Part A contains a general description of the works, the site and the requirements to be met.

Part B contains variations, amendments and additions to the Standardized Specifications and, if applicable, the Particular Specifications.

In the event of any discrepancy between a part or parts of the Standardized or Particular Specifications and the Project Specification, the Project Specification shall take precedence. In the event of a discrepancy between the Specifications, (including the Project Specifications) and the drawings and / or the Bill of Quantities, the discrepancy shall be resolved by the Engineer before the execution of the work under the relevant item.

PROJECT SPECIFICATION: PORTION 1

SABS 1200 PS: GENERAL

PS-1 PROJECT DESCRIPTION

PS-1.1 Employer's Objective

The Harry Gwala District Municipality is responsible for the provision of safe and reliable potable water supplies to the communities falling under its entire area of jurisdiction. The Harry Gwala District Municipality, in its capacity as WSA now intends to address water challenges that exist in 7 villages within the Masimini Mbuzweni villages in uMzimkhulu Local Municipalities.

PS-1.2 Overview of the Works

Water supply to Masimini Mbuzweni villages intervention schemes are meant to service 7 villages within the uMzimkhulu Local Municipality. The scope of works includes the construction of proposed infrastructure and refurbishment of existing water infrastructure in these villages.

Under this Contract, Harry Gwala District Municipality intends to implement the,

CONSTRUCTION OF WATER SUPPLY INFRASTRUCTURE FOR IDENTIFIED VILLAGES IN UMZIMKHULU – MASAMINI – MBUZWENI WATER SUPPLY SCHEMES

PS-2 EXTENT OF THE WORKS

Under this contract, the successful contractor will be required to construct and refurbish water infrastructure in 7 villages within the uMzimkhulu Water Supply Scheme as per the following specifications:

WATER SUPPLY TO MASIMINI-MBUZWENI VILLAGES INTERVENTION SCHEMES		Units	Quantity
1	Nkukhwini Village		
	<u>Construction of pipeline from spring 2 to 100kl Reservoir:</u>		
	Supply, lay and bed (flexible pipe bedding) HDPE pipes complete with compression fittings, coupling, test and disinfect for the following diameters.		
	Gravity pipeline - 75 mm diameter Class 16	m	800
	<u>Refurbishment works of water reticulation pipelines:</u>		
	Supply, lay and bed (flexible pipe bedding) HDPE pipes complete with compression fittings, coupling, test and disinfect for the following diameters.		
	50 mm diameter Class 16	m	100
	63 mm diameter Class 16	m	100
	75 mm diameter Class 16	m	100
	90 mm diameter Class 16	m	100
	Refurbishment of damaged stream crossings and road crossings including exposed pipes	m	50
	<u>Construction of Spring abstraction structures</u>		
	Construction of concrete abstraction structures at the spring in including installation of scour and isolation valves and perimeter fences.	No:	3
	<u>Construction of Slow Sand Filters at the springs</u>		
	Construction of concrete Slow sand filter at the springs in including installation of scour and isolation valves and sand filters.	Sum.	2
	<u>Steel Water Storage tank</u>		
	Supply, delivery and installation of a 20kl steel water storage tank including plinths and float control valves, scours, inlet and outlet valve and flow meter chambers	Size 20 (KI)	2
	Installation of float control valve at the existing 100kl Reservoir	No:	1
	<u>Installation of additional standpipes at RDP LOS</u>		
	Supply, delivery, and installation of standpipes including connection assemblies, valves, and fittings.	No:	15
	<u>Chlorine dosing plant</u>		
	Supply, delivery, and installation for a 20kl /d chlorination dosing plant next to the proposed SSF.	No:	3
2	Nqokozweni Village		
	<u>Construction of pipeline from Reservoir 4 (50kl) to Reservoir 3 (20kl) :</u>		
	Supply, lay and bed (flexible pipe bedding) HDPE pipes complete with compression fittings, coupling, test and disinfect for the following diameters.		
	Gravity pipeline - 75 mm diameter Class 16	m	600
	<u>Refurbishment works of water reticulation pipelines:</u>		
	Supply, lay and bed (flexible pipe bedding) HDPE pipes complete with compression fittings, coupling, test and disinfect for the following diameters.		
	50 mm diameter Class 16	m	50
	63 mm diameter Class 16	m	50
	75 mm diameter Class 16	m	50
	90 mm diameter Class 16	m	50

HARRY GWALA DISTRICT MUNICIPALITY

CONSTRUCTION OF WATER SUPPLY INFRASTRUCTURE FOR IDENTIFIED VILLAGES IN UMZIMKHULU – MASAMINI – MBUZWENI WATER SUPPLY

HGDM 709/HGDM/2020

WATER SUPPLY TO MASIMINI-MBUZWENI VILLAGES INTERVENTION SCHEMES		Units	Quantity
1	Nkukhwini Village		
	Refurbishment of damaged stream crossings and road crossings including exposed pipes	m	50
	<u>Construction of Spring abstraction structures</u>		
	Construction of concrete abstraction structures at the spring in including installation of scour and isolation valves and perimeter fences.	No:	2
	<u>Construction of Slow Sand Filters at the springs</u>		
	Construction of concrete Slow sand filter at the springs in including installation of scour and isolation valves and sand filters.	Sum.	2
	<u>Steel Water Storage tank</u>		
	Supply, delivery and installation of a 20kl steel water storage tank including plinths and float control valves, scours, inlet and outlet valve and flow meter chambers	Size 20 (KI)	2
	<u>Installation of additional standpipes at RDP LOS</u>		
	Supply, delivery, and installation of standpipes including connection assemblies, valves and fittings.	No:	15
	<u>Chlorine dosing plant</u>		
	Supply, delivery, and installation for a 20kl /d chlorination dosing plant next to the proposed SSF.	No:	2
3	Myembe Village		
	<u>Refurbishment of existing Borehole</u>		
	Provision of electricity from Eskom including application fees and energising	No:	1
	Installation of 6kl/hour electrified motor (replacing the diesel pump)	No:	1
	Installation of 25kVa transformer	No:	1
	Installation of replacement valves (isolation, air, flow meters and check)	No:	5
	Installation of an electrical control box	No:	1
	<u>Refurbishment works of water reticulation pipelines</u>		
	Supply, lay and bed (flexible pipe bedding) HDPE pipes complete with compression fittings, coupling, test and disinfect for the following diameters.		
	50 mm diameter Class 16	m	100
	63 mm diameter Class 16	m	50
	75 mm diameter Class 16	m	50
	90 mm diameter Class 16	m	50
	Refurbishment of damaged stream crossings and road crossings including exposed pipes	m	50
	Installation of float control valve at the existing 500kl Reservoir	No:	1
	<u>Installation of additional standpipes at RDP LOS</u>		
	Supply, delivery and installation of standpipes including connection assemblies, valves and fittings.	No:	20
	Subtotal		
4	Dumisa Village		
	<u>Refurbishment of existing Borehole</u>		
	Provision of electricity from Eskom including application fees and energising	No:	1
	Installation of 20kl/hour electrified motor (replacing the diesel pump)	No:	1
	Installation of 25kVa transformer	No:	1
	Installation of replacement valves (isolation, air, flow meters and check)	No:	5
	Installation of an electrical control box	No:	1
	<u>Refurbishment works of water reticulation pipelines</u>		

HARRY GWALA DISTRICT MUNICIPALITY

CONSTRUCTION OF WATER SUPPLY INFRASTRUCTURE FOR IDENTIFIED VILLAGES IN UMZIMKHULU – MASAMINI – MBUZWENI WATER SUPPLY

HGDM 709/HGDM/2020

WATER SUPPLY TO MASIMINI-MBUZWENI VILLAGES INTERVENTION SCHEMES		Units	Quantity
1	Nkukhwini Village		
	Supply, lay and bed (flexible pipe bedding) HDPE pipes complete with compression fittings, coupling, test and disinfect for the following diameters.		
	50 mm diameter Class 16	m	800
	63 mm diameter Class 16	m	50
	Refurbishment of damaged stream and road crossings including exposed pipes	m	50
	Refurbishment of reservoir		
	Installation of float control valve at the existing 1MI Reservoir	No:	1
	Allow for cleaning and fixing of cracks and leaks and back washing reservoir	No:	1
	Allow for replacement of valve chamber covers, air valves and isolation valves	No:	5
	Installation of additional standpipes at RDP LOS		
	Supply, delivery and installation of standpipes including connection assemblies, valves and fittings.	No:	30
	Subtotal		
5	Rawuka Village		
	Refurbish the existing pump station + Borehole		
	Replace the non-functional pump and provide additional stand by pump including fittings including labour	No:	2
	Replace the non-functional pump at the borehole (6kl/hour) including labour	No:	1
	Allow for updating the control system and decommissioning of borehole 2	No:	1
	Installation of additional standpipes at RDP LOS		
	Supply, delivery and installation of standpipes including connection assemblies, valves and fittings.	No:	20
	Refurbishment works of water reticulation pipelines		
	Supply, lay and bed (flexible pipe bedding) HDPE pipes complete with compression fittings, coupling, test and disinfect for the following diameters.		
	50 mm diameter Class 16	m	50
	63 mm diameter Class 16	m	50
	75 mm diameter Class 16	m	50
	90 mm diameter Class 16	m	50
	Refurbishment of damaged stream crossings and road crossings including exposed pipes	m	50
	Refurbishment of reservoir		
	Supply, delivery and installation of a 40kl steel water storage tank including plinths and float control valves, scours, inlet and outlet valve and flow meter chambers (to replace JoJo tanks at the PS)	No:	1
	Installation of float control valve at the existing 50kl Reservoir and command reservoir	No:	2
6	Sangweni Village		
	Construction new of water reticulation pipelines		
	Supply, lay and bed (flexible pipe bedding) HDPE pipes complete with compression fittings, coupling, test and disinfect for the following diameters.		
	50 mm diameter Class 16	m	2000
	63 mm diameter Class 16	m	500
	75 mm diameter Class 16	m	350
	90 mm diameter Class 16	m	150
	Steel Water Storage tank		

HARRY GWALA DISTRICT MUNICIPALITY

CONSTRUCTION OF WATER SUPPLY INFRASTRUCTURE FOR IDENTIFIED VILLAGES IN UMZIMKHULU – MASAMINI – MBUZWENI WATER SUPPLY

HGDM 709/HGDM/2020

WATER SUPPLY TO MASIMINI-MBUZWENI VILLAGES INTERVENTION SCHEMES		Units	Quantity
1	Nkukhwini Village		
	Supply, delivery, and installation of a 20kl steel water storage tank including plinths and float control valves, scours, inlet and outlet valve and flow meter chambers	Size 20 (Kl)	1
	<u>Equipping of new Boreholes</u>		
	Provision of electricity from Eskom including application fees and energising	No:	1
	Installation of 20kl/hour electrified motor (replacing the diesel pump)	No:	1
	Installation of 25kVa transformer	No:	1
	Installation of replacement valves (isolation, air, flow meters and check)	No:	3
	Installation of an electrical control box	No:	1
	Construction of a pump house, including valves, flow meters, pumps, and Eskom application.	No:	1
	<u>Construction of pipeline from Borehole to the proposed 20kl tanks</u>		
	Supply, lay and bed (flexible pipe bedding) HDPE pipes complete with compression fittings, coupling, test and disinfect for the following diameters.	m	1800
	<u>Installation of additional standpipes at RDP LOS</u>		
	Supply, delivery and installation of standpipes including connection assemblies, valves and fittings.	No:	10
7	Nonginqi		
	<u>Equipping of new Boreholes</u>		
	Provision of electricity from Eskom including application fees and energising	No:	1
	Installation of 20kl/hour electrified motor (replacing the diesel pump)	No:	1
	Installation of 25kVa transformer	No:	1
	Installation of replacement valves (isolation, air, flow meters and check)	No:	3
	Installation of an electrical control box	No:	1
	Construction of a pump house, including valves, flow meters, pumps and Eskom application.	No:	1
	<u>Construction of pipeline from Borehole to the proposed 20kl tanks</u>		
	Supply, lay and bed (flexible pipe bedding) HDPE pipes complete with compression fittings, coupling, test and disinfect for the following diameters.	m	1800
	<u>Installation of additional standpipes at RDP LOS</u>		
	Supply, delivery and installation of standpipes including connection assemblies, valves and fittings.	No:	5

PS-3 DESCRIPTION OF THE SITE AND ACCESS

PS-3.1 Access

Water supply to Masimini Mbusweni villages intervention schemes falls within uMzimbhulu local municipality. uMzimbhulu LM is one of four local municipalities that constitute Harry Gwala District Municipality. It borders onto the Dr Nkosazana Dlamini Zuma, Greater Kokstad, Ubuhlebezwe, Umzumbe and uMuziwabantu local municipalities. It covers an area of approximately 2 436 km²

PS-4 NATURE OF GROUND AND SUBSOIL INVESTIGATIONS

No subsoil investigations have been carried out on this site. The employer will not be held accountable for any assumptions that tenderers may make in pricing based on their visual inspection of the site during the tender briefing meeting. Tenderers must satisfy themselves as to the nature of materials to be excavated under this contract.

PS-5 ENGINEERING AND DESIGN

PS-5.1 Design Services and Activity Matrix

The following matrix of responsibilities for design of permanent and temporary works will apply:

Activity Work designed by, per design stage	Responsible Party
Concept, feasibility and overall process	Employer
Basic engineering and detail layouts to tender stage	Employer
Final design approved for construction stage	Employer
Temporary works	Contractor
Permanent Works	Contractor
Preparation of as built drawings	Contractor

PS-5.2 Employer’s Design

The Employer’s design will be for all permanent works and will be detailed in drawings, site instructions the technical specifications to be issued with the tender documents and issued during construction.

PS-5.3 Design Brief

The contractor will be responsible for design of the following (which are all subject to approval by the Engineer):

- Site layouts for the contractor’s camp and office accommodation
- Site layouts for the Engineer Representative’s temporary office accommodation
- Construction Methodology
- Formwork
- All other temporary works
- Concrete Mix designs

The costs of the designs will be deemed to have been included in the scheduled items in the Schedule of Quantities. No other additional payments will be certified to cover these activities.

PS-5.4 Drawings

The following drawings will be required to be prepared by the contractor as a minimum:

- Site layouts for the contractor’s camp and office accommodation
- Site layouts for the Engineer Representative’s temporary office accommodation

The costs of the designs will be deemed to have been included in the scheduled items in the Schedule of Quantities. No other additional payments will be certified to cover these activities.

The tender drawings are applicable to the contractor are detailed in Part C5 of these documents. These drawings have been used for setting up the Bills of Quantities.

PS-5.5 Design Procedures

The contractor will be required to furnish the following designs for approval by the Engineer at the indicated times:

Site layouts of the Contractor's camp and office accommodation – within 14 days from commencement date of the contract and in any case prior to the erection of the contractor's camp and offices

Layouts for the Engineer's representative office – within 14 days from commencement date of the contract and in any case prior to the erection of the Engineer's Representative's temporary office premises.

Formwork design – within 14 days of commencement of work and in any case prior to the construction of permanent reinforced concrete works.

Scaffolding and all staging work – within 14 days of commencement of work and in any case prior to the construction of permanent reinforced concrete works.

Concrete Mix Designs for all classes of concrete as measured in the Schedule of Quantities prior to the placement of any concrete work

The costs of the designs will be deemed to have been included in the scheduled items in the Schedule of Quantities. No other additional payments will be certified to cover these activities.

PS-5.6 Interface with other Contractors

The contractor may be required to provide access to other contractors undertaking work as per parallel contracts. The costs of this interface will be deemed to have been allowed for in the appropriate items in the Schedule of Quantities. No other additional payments will be certified to cover these activities.

PS-6 CONSTRUCTION AND MANAGEMENT REQUIREMENTS

PS-6.1 General

The Contractor is referred to SANS 1921: 2004: Construction and Management Requirements for Works Contracts, Part 1: General Engineering and Construction Works, and Part 2: Accommodation of Traffic on Public Roads. These specifications shall be applicable to the contract under consideration and the Contractor shall comply with all requirements relevant to the project.

Certain aspects however require further attention as described hereafter.

PS-6.2 Quality Assurance (QA) *(Read with SANS 1921 – 1: 2004 clause 4.4)*

The Contractor will be solely responsible for the production of work that complies with the Specifications to the satisfaction of the Engineer. To this end it will be the full responsibility of the Contractor to institute an appropriate Quality Assurance (QA) system on site. The Engineer will audit the Contractor's quality assurance (QA) system on a regular basis to verify that adequate independent checks and tests are being carried out and to ensure that the Contractor's own control is sufficient to identify any possible quality problems which could cause a delay or failure.

The Contractor shall ensure that efficient supervisory staff, the required transport, instruments, equipment and tools are available to control the quality of his own workmanship in accordance with his QA-system. His attention is drawn to the fact that it is not the duty of the Engineer or the Engineer's representative to act as foreman or surveyor.

PS-6.3 Management and disposal of water (Read with SANS 1921-1: 2004 clause 4.6)

The Contractor shall pay special attention to the management and disposal of water and stormwater on the site. It is essential that all completed works or parts thereof are kept dry and properly drained. Claims for delay and for repair of damage caused to the works as a result of the Contractor's failure to properly manage rain and surface water, will not be considered.

PS-6.4 Disposal of spoil or surplus material (Read with SANS 192-1: 2004 clause 4.10)

The Contractor shall dispose all surplus and unsuitable material in legal spoil areas of his own choice. He shall be responsible for all arrangements necessary to obtain such spoil sites.

PS-6.5 Testing (Read with SANS 1921 – 1 : 2004 clause 4.11)

PS-6.5.1 Process control

The Contractor shall arrange for all tests required for process control to be done by a laboratory acceptable to and approved by the Engineer.

The Contractor may establish his own laboratory on site, or he may employ the services of an independent commercial laboratory. Whatever method is used, the Contractor must submit the results of tests carried out on materials and workmanship when submitting work for acceptance by the Engineer. The costs for these tests shall be deemed to be included in the relevant rates and no additional payment will be made for testing as required.

PS-6.5.2 Acceptance control

The process control test results submitted by the Contractor for approval of materials and workmanship may be used by the Engineer for acceptance control. However, before accepting any work, the Engineer may have further control tests carried out by a laboratory of his choice. The cost of such additional tests will be covered by a provisional sum provided in the schedule of quantities, but tests that failed to confirm compliance with the specifications, will be for the account of the Contractor.

PS-6.6 Survey beacons (Read with SANS 1921 - 1: 2004 clause 4.15)

The Contractor shall take special precautions to protect all permanent survey beacons or pegs such as benchmarks, stand boundary pegs and trigonometrical beacons, regardless whether such beacons or pegs were placed before or during the execution of the Contract. If any such beacons or pegs have been disturbed by the Contractor or his employees, the Contractor shall have them replaced by a registered land surveyor at his own cost.

PS-6.7 Existing Services (Read with SANS 1921 - 1: 2004 clause 4.17)

The Contractor shall make himself acquainted with the position of all existing services before any excavation or other work likely to affect the existing services is commenced.

The Contractor will be held responsible for any damage to known existing services caused by or arising out of his operations and any damage shall be made good at his own expense. Damage to unknown services shall be repaired as soon as possible and liability shall be determined on site when such damage should occur.

PS-6.8 Management of the environment (Read with SANS 1921 - 1: 2004 clause 4.19)

The Contractor shall pay special attention to the following:

- (a) Natural Vegetation

The Contractor shall confine his operation to as small an area of the site as may be practical for the purpose of constructing the works.

Only those trees and shrubs directly affected by the works and such others as the Engineer may direct in writing shall be cut down and stumped. The natural vegetation, grassing and other plants shall not be disturbed other than in areas where it is essential for the execution of the work or where directed by the Engineer.

(b) Fires

The Contractor shall comply with the statutory and local fire regulations. He shall also take all necessary precautions to prevent any fires. In the event of fire, the Contractor shall take active steps to limit and extinguish the fire and shall accept full responsibility for damages and claims resulting from such fires which may have been caused by him or his employees.

PS-6.9 Overhaul

No payment will be made for overhaul on this contract unless provision is made thereof in specific items.

PS-6.10 Excavations

Due to the depths of sewer lines and their location nets to a water course, the Contractor is to allow in their tendered rates for excavation, for shoring and protection of trenches. No additional payment will be made for protection of excavations for whatever reason.

PS-6.10 Security

The Contractor shall provide security watchmen for the contract as he deems fit at no extra cost for the Employer. The Contractor must ensure that all his employees as well as the employees of his subcontractors are able to identify themselves as members of the construction team.

PS-7 CONSTRUCTION PROGRAMME

PS-7.1 Preliminary programme

The Contractor shall include with his tender a preliminary programme on the prescribed form to be completed by all Tenderers. The programme shall be in the form of a simplified bar chart with sufficient details to show clearly how the works will be performed within the time for completion as stated in the Contract Data.

The Contractor shall be deemed to have allowed fully in his tendered rates and prices as well as in his programme for all possible delays due to normal adverse weather conditions and special non-working days as specified in the Special Conditions of Contract, in the Project Specifications and in the Contract Data.

In determining his construction programme, the contractor should allow for disruptions/stoppages/requirements and intermittent "hold" of work while awaiting Engineer's inspections

The contractor must take into account the above requirements when pricing and preparing the programme of works. No additional payments, other than through scheduled items, will be made for these stoppages/disruptions/constraints.

Should the contractor fail to comply with these programme requirements, the Engineer, after giving 2 days' notice to the Contractor to comply, may order necessary work to ensure compliance, from another third party. This third party shall be paid from this contract from any monies due to the contractor.

PS-7.2 Programme in terms of Clause 5.6 of the General Conditions of Contract

It is essential that the construction programme, which shall conform in all respects to Clause 5.6 of the General Conditions of Contract, be furnished within the time stated in the Contract Data. The preliminary programme to be submitted with the tender shall be used as basis for this programme. The Contractor's attention is also drawn to Clause 5.7.1 of the General Conditions of Contract 2015.

PS-8 SITE FACILITIES AVAILABLE

PS-8.1 Contractor's camp site and depot (Read with SANS 1921 - 1 : 2004 clause 4.14)

The Contractor will be permitted to locate his offices, storage facilities, workshops, latrines, etc, on a site approved by the Engineer, in liaison with the community.

Temporary buildings and fencing are to be neat and presentable and the surrounding areas must at all times be kept in a neat, clean and orderly condition. The Contractor must not cut down or damage any trees nor make any excavation without the written permission of the Engineer and will be required to restore the site to its original condition on completion of the Works.

All buildings and latrines shall be in accordance with the Local Authority and State Health regulations and shall be kept in a clean, sanitary condition to the satisfaction of the Engineer.

PS-8.2 Accommodation of Employees

No employees except for security guards will be allowed to sleep or be accommodated on the site in urban areas.

No housing is available for the Contractor's employees and the Contractor shall make his own arrangements to house his employees and to transport them to site.

No informal housing or squatting will be allowed.

The Contractor shall provide the necessary ablution facilities at his camp site and the site of the works for the use of his employees. Chemical toilets only will be allowed where temporary facilities must be provided.

PS 8.3 Source of Water Supply

The Contractor shall make his own arrangements for the supply of water for construction purposes. The source of water shall be subject to the approval of the Engineer.

The Water Services Authority in the area is Harry Gwala District Municipality. Should the contractor's source of water be the Harry Gwala District Municipality, the contractor will be required to ensure that the water account with the Harry Gwala District Municipality is in good standing prior to the issue of completion certificate. The Engineer will withhold any payments until arrears are cleared with The Harry Gwala District Municipality.

PS 8.4 Source of Power Supply

The power supply authority is Eskom. The Contractor will be required to make his own arrangements with, and pay all the requisite connection and consumption charges to Eskom for whatever temporary power supplies he/she may require for his use on the site and his tender will be held to include for all such costs and charges.

PS-9 SITE FACILITIES REQUIRED

PS-9.1 Facilities Required for the Engineer

PS 9.1.1 Temporary/Permanent Offices

The Contractor shall be asked to provide a temporary office for use by the Engineer. The offices should be able to accommodate one full time Engineer's Representative and two assistants. The offices should be of make by M projects or similar equivalent with the following minimum specification:

- Exterior should be of chromadek make with a chromadek roof. Windows should be of aluminium and doors to be chromadek
- Interior should include oak ply cladding with vinyl flooring. Ceiling is to be white vinyl
- Air conditioning is to be provided

The Engineer's offices are to be equipped with the following as a minimum:

- Three desks each with lockable drawers
- Three high back swivel chairs
- Three visitors chairs
- A facility to store/hang drawings
- An electric refrigerator of at least 200 litres capacity

The Contractor should also make arrangements for covered facilities to enable the accommodation of approximately 12– 16 people during progress site meetings, to be held fortnightly or monthly.

The facilities are to be provided, to the satisfaction of the Engineer, within 14 days of commencement date. Should the contractor fail to provide approved establishment within the stipulated 14 days, the contractor will pay a penalty calculated as follows:

- ***Mileage of the Engineer's Representative from other offices from the nearest business centre to site and back to office at R4.00/km***
- ***Rented Office space equivalent to that stipulated in this contract at offices in Kokstad or other place closer to the site.***

This penalty shall be deducted from the Contractor's payment certificates and paid to the service provider providing the site office of the specification as detailed above.

PS 9.1.2 Laboratory Facilities

The Contractor will not be required to provide a testing laboratory on site for use by the Engineer. However, the contractor will be required to provide compaction test results for all backfilling across roads from a recognised laboratory. No additional payment will be made from the compaction tests and the contractor is to allow for the costs thereof in the tendered rates.

PS 9.1.3 Sanitary Facilities

All latrines shall conform to the requirements of the Local Authority and shall be subject to approval by the Engineer. All sanitary fees and charges due under the Local Authority or State Health Regulations or bylaws shall be paid by the Contractor. Throughout the progress of the contract, all latrines shall be maintained by the Contractor in a clean, sanitary condition to the satisfaction of the Engineer.

PS 9.1.4 Telephone Facilities

The Contractor will not be required to provide a telephone for use by the Engineer. The contractor will however be required cover cellphone costs for the engineer’s site staff for airtime valued at R150/week. Appropriate items have been provided in the Schedule of Quantities to cover these costs.

PS 9.1.5 Housing Facilities

The Contractor will not be required to provide housing facilities for the Engineer's staff. However, a provisional sum has been provided in the schedule of quantities for payment through the contract for accommodation for the Engineer’s staff.

PS 9.1.6 Parking Facilities

The Contractor will be required to provide two covered parking bay for the Engineer.

PS 9.1.7 Engineer's Transport

The Contractor will not be required to provide transport for the Engineer’s staff.

PS 9.1.8 Security

The Contractor will be responsible for providing adequate security for the Works and for the site establishment. All costs associated with the provision of security staff shall be borne by the Contractor and should allowed for in the rates tendered for items in the Schedule of Quantities. No additional payments will be made for security measures taken during the contract period, other through the schedule items in the Schedule of Quantities.

PS 9.1.9 Contract staff to assist the Engineer

The following staff will be recruited by the contractor to assist the Engineer in carrying out his services:

Description of Staff	N° Required	Remarks
Environmental Monitoring	N/A	Provisional sum provided for appointment as directed by the Engineer. Personnel directed by and report to Engineer
Occupational Health & Safety Monitoring	One	
Technical Assistant	One	
Geotechnical Consultant	One	
Community Liaison Officer	One	

The required personnel will be identified by the Engineer and will report to the Engineer. Provisional Sums and the relevant mark-up Items are provided for in the Schedule of Quantities to cover these costs.

PS 9.1.10 Survey Equipment

The contractor shall provide the following survey equipment, in good condition, for use by the Engineer throughout the duration of the contract:

- A dumpy level
- A theodolite
- 100 m measuring tape
- An assistant, when required, to assist the Engineer to operate survey equipment, when provided.

PS 10. EXISTING SERVICES

PS 10.1 Care, Damage and Protection

Known services will be indicated in the tender and contract documents. The Contractor will be responsible for identifying all services with the relevant Service Providers.

The Contractor shall familiarize himself with all services and expose them at the start of the Contract to verify their position and establish their depths.

No additional payment will be made to the Contractor for identifying and locating services. Therefore, the Contractor will have to include the costs thereof in the scheduled items in the Schedule of Quantities.

Any information regarding existing services is given in good faith and without guarantee.

PS 10.2 Blasting

No blasting will be permitted unless the Contractor can satisfy the Engineer that his proposed blasting methods and controls are such that no damage will be caused to the adjoining building structures, pipelines or services. In any event the Engineer will require the Contractor to plan and execute each blast in such a manner as to ensure that no damage will be caused to any structure, pipeline or service. In addition, the Engineer will require vibro-recordings to be taken at no additional cost to the Employer. No blasting is to be carried out in Eskom servitudes or wayleaves unless the Eskom authorities have been advised in writing three weeks prior to blasting. Where blasting is done adjacent to Eskom power lines, the Contractor shall arrange for a representative of Eskom to be present prior to and during any blast.

PS 10.3 Environmental Aspects

The Contractor will be required to plan and undertake his work in a manner that minimises its impact on the natural environment. Trees and other vegetation shall, wherever possible, be left undisturbed. Trees that are marked by the Engineer shall not be damaged and in the event of the Contractor doing so, a penalty will be deducted from monies due to the Contractor.

Every effort shall be made by the Contractor to prevent pollution of the adjacent areas and river and to reduce the noise, dust and fumes emanating from his construction activities.

PS 10.4 Dealing with Water

Where necessary, the Contractor shall construct temporary drainage channels to divert ground water from his excavation and excess water must be pumped out.

No compensation for any variation of the actual conditions during construction from the data given will be considered. Neither will additional compensation be considered for data omitted or inaccurately given.

The rates tendered shall allow for the requirements of this clause and all incidentals.

PS 10.5 Servitudes and Rights of Way

The Employer will, where necessary, obtain permanent servitudes and rights of way along the road routes indicated on the tender drawings. New servitudes will only be registered after completion of the Works.

PS 10.6 Dealing with Damaged Services

In the event of any service being damaged or accidentally disconnected for any reason, the Contractor shall immediately contact the relevant authority for instruction and shall report the occurrence of the incident. The damage is to be repaired as soon as possible to the approval of the Engineer and the authority. The Contractor will be held responsible for paying all costs incurred by the authority or himself as a result of each such incident, where relevant.

PS 10.7 Accommodation of Traffic

The Contractor shall always ensure the safe and expeditious passage of traffic and shall provide all necessary temporary road traffic signs, barricades, flagmen, etc to safeguard the travelling public. Any detours or bypasses constructed by the Contractor shall be adequately signposted, as per the South African Road Traffic Signs Manual, and maintained in such a manner as to provide safe and easy passage of traffic.

PS 10.8 Spoil Material

No indiscriminate spoiling of material will be allowed. All surplus or unsuitable material shall be spoiled, levelled and spread in designated areas as directed by the Engineer. All haul will be regarded as freehaul.

PS 10.9 Finishing and Tidying and Defects Liability Period

On no account must rubble and spoil materials, other materials, equipment or unfinished operations be allowed to accumulate in such a manner as to unnecessarily impede the activities of other Contractors or Authorities.

Finishing and tidying must not simply be left until the end of the construction period. The Contractor will be entitled, subject to prior agreement with the Engineer and within reasonable limits, to request that work in a particular area and/or work of a particular discipline, be inspected for partial completion. The specified defects liability period in respect of any specific section of the Works shall commence on the date on which the relevant section is accepted by the Engineer as being completed, i.e. fully commissioned, including finishing and tidying.

On completion of the Contract the Contractor shall ensure that all materials used in the construction of the temporary Site office, workshop and storage yard are removed from Site. Waste materials such as construction debris and soil contaminated with oil and fuel are to be disposed of at the solid waste disposal site used approved by the Engineer. Prior to the handover of the Site to the Employer, the Contractor and the Engineer will conduct a post construction audit to determine if any additional measures that are to be taken. The Completion Certificate will only be issued after this stage.

PS 10.10 Employee Accommodation

(See Subclause 3.2.1 of Section A of Part 2 and Subclause 1.2.1 of Section A of Part 3 of SABS 0120)

The Contractor shall conform in all respects with the provisions of any Act, Regulations or By-Law of Harry Gwala District Municipality, which may be applicable to employee accommodation. Save for a security guard on active duty, no employees may be housed on Site or the Contractor's campsite after normal working hours.

PS 10.11 Employment of Local Labour

The Employer has determined that 100% of the Contractor's unskilled labour force shall be made up from the local community. A labour sub-committee (of a Project Steering Committee) comprising representatives of the community and other stakeholders will be responsible for the recruitment of all local labour. The Contractor will be required to provide details of the numbers of semi-skilled and unskilled workers he will require, together with their anticipated starting dates. The PSC through its labour sub-committee will then make this labour available to the Contractor.

A minimum of 50% of the local labour shall comprise of women and, where appropriate, disabled labour shall be employed. It is a requirement that tenderers acquaint themselves fully with requirements for registration with Unemployment Insurance Fund.

The Employer requires that the successful contractor registers all labour with the Unemployment Insurance Fund. The local labour rate has been determined at R200.00/day per labourer. The task for excavation by hand has been agreed at 2,4 m³/day (e.g. 0,76 m x 1,0 m x 3,15 m).

During project execution, the successful contractor will be required to provide progress reports indicating to what level these requirements have been met.

PS 10.12 EPWP Construction Methods

EPWP construction methods will be utilised on this contract in order to generate employment opportunities for the local community.

PS 10.13 Frequency of Labour Wages Payments

The contractor will be required to pay labour on a fortnightly basis.

PS 10.14 Training and Capacity Building

During project execution, it is the desire of the Employer that an identified number of community members receive appropriate level of non accredited training in either pipelaying activities or construction management activities. Within 14 days of appointment, the successful contractor will be required to provide, together with his method statement, a proposal for consideration by the Project Steering Committee for activities in which the community members can receive training. This proposal will be considered by the Project Steering Committee after which the Contractor will be given an instruction on the training to provide. Training will be provided to local labour that is already in the employ of the contractors as per clause PS 10.11. It must be noted that the Contractor will be required to pay the labour based on their daily rates indicated in PS 10.11.

A minimum of 20 person-days should be provided as non-accredited training. The contractor will be required to provide a training diary and report indicating the following to be updated monthly:

- Details of persons receiving training
- What areas there have been trained in
- Performance of the trainees
- Further training still to be done

Should the contractor fail to provide this training, the Employer reserves the right to seek training from alternative sources. In that case, the cost of the training sought will be deductible from any monies due to the contractor.

PS 10.15 Contractor Participation Goal (CPG) Partner

The Employer will require that the contractor utilise a CPG partner on the contract as part of development of emerging contractors. The CPG partner will be approved by the Employer and will be required to undertake up to 30% of the scope of work. Should the contractor be unable to provide a CPG partner, the Employer will provide one on the contract. Tenderers are also referred to Contract Data, Clause 4.4.7 in this regard.

PS-11 REQUIREMENTS FOR ACCOMMODATION OF TRAFFIC

PS-11.1 General

The Contractor will be responsible for the safe and easy passage of public traffic past and on sections of roads of which he has occupation or where work has to be done near traffic.

Accommodation of traffic, where applicable shall comply with SANS 1921-2: 2004: Construction and Management Requirements for Works Contracts, Part 2: Accommodation of Traffic on Public Roads occupied by the Contractor. The Contractor shall obtain this specification from Standards South Africa if accommodation of traffic will be involved on any part of the construction works.

PS-11.2 Basic Requirements

The travelling public shall have the right of way on public roads, and the Contractor shall make use of approved methods to control the movement of his equipment and vehicles so as not to constitute a hazard on the road.

The Contractor shall ensure that all road signs, barricades, delineators, flagmen and speed controls are effective, and that courtesy is always extended to the public.

Failure to maintain road signs, warning signs or flicker lights, etc, in a good condition shall constitute ample reason for the Engineer to suspend the work until the road signs, etc, have been repaired to his satisfaction.

The Contractor may not commence constructional activities affecting existing roads before adequate provision has been made to accommodate traffic in accordance with the requirements of this document and the South African Road Traffic Signs Manual.

The Contractor shall construct and maintain all temporary drainage works necessary for temporary deviations.

The Contractor shall provide and grant access to persons whose properties fall within or adjoin the area in which he is working.

PS-11.3 Traffic Safety Officer

Where warranted by traffic conditions on or near the site, the Contractor shall nominate a suitable member of his staff as traffic safety officer to be responsible for the arrangement and maintenance of all the measures for the accommodation of traffic for the duration of the project. Duties of the traffic safety officer shall be as set out in SANS 1921 Part 2 and shall also comply with the Occupational Health and Safety Act No 85 of 1993 and the Construction Regulations 2014.

PS-11.4 Payment

The Contractor's tendered rates for the relevant items in the Bill of Quantities shall include full compensation for all possible additional costs which may arise from this, and no claims for extra payment due to inconvenience as a result of the modus operandi will be considered.

Items that may be considered for payment are specified in SABS 1200 Standardized Specifications and the related project specification.

PS-12 OCCUPATIONAL HEALTH AND SAFETY (Read with SANS 1921 - 1: 2004 clause 4.14)

PS-12.1 General statement

It is a requirement of this contract that the Contractor shall provide a safe and healthy working environment and to direct all his activities in such a manner that his employees and any other persons, who may be directly affected by his activities, are not exposed to hazards to their health and safety. To this end the Contractor shall assume full responsibility to conform to all the provisions of the Occupational Health and Safety Act No 85 and Amendment Act No 181 of 1993, and the OHS Act 1993 Construction Regulations 2014 issued by the Department of Labour.

For the purpose of this contract the Contractor is required to confirm his status as mandatary and employer in his own right for the execution of the contract by entering into an agreement with the Employer in terms of the Occupational Health and Safety Act by executing the Agreement form C1.2.4 included in Section C1: Agreements and Contract Data.

PS-12.2 Health and Safety Specifications and Plans to be submitted at tender stage

(a) Employer's Health and Safety Specification

The Employer's Health and Safety Specification will be included in the tender documents as part of the Project Specifications.

(b) Tenderer's Health and Safety Plan

The successful Tenderer shall, on receipt of notification that he has been awarded the contract, submit without delay his own documented Health and Safety Plan for the execution of the work under the contract. His Health and Safety Plan must at least cover the following:

- (i) a proper risk assessment of the works, risk items, work methods and procedures in terms of Regulations 7 to 28;
- (ii) pro-active identification of potential hazards and unsafe working conditions;
- (iii) provision of a safe working environment and equipment;
- (iv) statements of methods to ensure the health and safety of subcontractors, employees and visitors to the site, including safety training in hazards and risk areas (*Regulation 5*);
- (v) monitoring health and safety on the site of works on a regular basis, and keeping of records and registers as provided for in the Construction Regulations;
- (vi) details of the Construction Supervisor, the Construction Safety Officers and other competent persons he intends to appoint for the construction works in terms of Regulation 6 and other applicable regulations; and
- (vii) details of methods to ensure that his Health and Safety Plan is carried out effectively in accordance with the Construction Regulations 2014.

The Contractor's Health and Safety Plan will be subject to approval by the Employer, or amendment if necessary, before commencement of construction work. The Contractor will not be allowed to commence work, or his work will be suspended if he had already commenced work, before he has obtained the Employer's written approval of his Health and Safety Plan.

Time lost due to delayed commencement or suspension of the work as a result of the Contractor's failure to obtain approval for his safety plan, shall not be used as a reason to claim for extension of time or standing time and related costs

PS-12.3 Cost of compliance with the OHS Act Construction Regulations

The rates and prices tendered by the Contractor shall be deemed to include all costs for conforming to the requirements of the Act, the Construction Regulations and the Employer's Health and Safety Specification as applicable to this contract. Should the Contractor fail to comply with the provisions of the Construction Regulations, he will be liable for penalties as provided in the Construction Regulations and in the Employer's Health and Safety Specification.

Items that may qualify for remuneration will be specified in the Safety Specifications included or in the Project specifications.

PS-13 ADVERSE WEATHER CONDITIONS

In terms of Clause 5.12.2 of the General Conditions of Contract, extension of time will be considered for **abnormal rainfall**. The numbers of days per month on which work is expected not to be possible as a result of **normal rainfall**, and for which the Contractor shall make provision in his tendered rates, prices and programme, are listed in Table PS-13 hereafter. Only the number of days lost as a result of adverse weather conditions, exceeding the number of days listed in Table PS-13.1, will qualify for consideration of extension of time.

During the execution of the Works, the Engineer's Representative will certify a day lost due to abnormal rainfall and adverse weather conditions only:

- if no work was possible on the relevant working day on any item which is on the critical path according to the latest approved construction programme; or
- if less than 30% of the work force and plant on site could work during that specific working day.

Extension of time as a result of abnormal rainfall and adverse weather conditions shall be calculated monthly being equal to the number of working days certified by the Engineer's Representative as lost due to rainfall and adverse weather conditions, less the number of days allowed for as in Table PS-13, which could result in a negative figure for certain months. The total extension of time as a result of abnormal climatic conditions for which the Contractor may apply, shall be the cumulative algebraic sum of the monthly extensions. Should the sum thus obtained be negative, the extension of time shall be taken as nil."

Table PS-13: Expected N° of Working Days Lost Monthly Due to Normal Rainfall

MONTH	Expected number of working days lost as result of normal rainfall

JANUARY	*5
FEBRUARY	5
MARCH	4
APRIL	1
MAY	1
JUNE	1
JULY	1
AUGUST	1
SEPTEMBER	2
OCTOBER	3
NOVEMBER	4
DECEMBER	5
TOTAL	33 days

(Based on information obtained from the Weather Bureau, Department of Environment Affairs, Margate. The average monthly rainfall figures quoted, are included for information only, and shall not be taken into consideration for calculation of extension of time. The number of working days lost for December and January allows for the builders' holidays from 21 December 2015 and ending on 08 January 2016.)

PS-14 SITE MEETINGS AND REPORTING

The Contractor will be required to attend site meetings organised by the Engineer. In these meetings he (the Contractor) will be required to provide progress reports and other reports to monitor the outputs of the contractor, as may be required from time to time, to be presented in a format prescribed by the Engineer. The frequency of such meetings will be monthly, as a minimum. However, the frequency can be reviewed, depending on the progress of the contract.

PS-15 PREFERENTIAL PROCUREMENT

For the purpose of this contract the Contractor shall comply with the preferential procurement statement provided in F.3.11 and T2.2 of the Tender Data.

PS-16 EPWP SPECIFICATION

PS-16.1 Labour Intensive Competencies of Supervisory and Management Staff

Contractors shall only engage supervisory and management staff in labour intensive works that have completed the skills programme outlined in Table 1:

Table 1: Skills programme for supervisory and management staff

Personnel	NQF level	Unit standard titles	Skills programme description
Foreman / Supervisor	4	Implement Labour-Intensive Construction Systems and	This unit standard must be completed, and

		Techniques.	
		Use Labour-Intensive Construction Methods to Construct and Maintain Roads and Stormwater Drainage	any one of these 3 unit standards
		Use Labour-Intensive Construction Methods to Construct and Maintain Water and Sanitation Services	
		Use Labour-Intensive Construction Methods to Construct, Repair and Maintain Structures	
Site Agent / Manager (i.e. the contractor's most senior representative that is resident on the site)	5	Manage Labour-Intensive Construction Processes	Skills Programme against this single unit standard

PS-16.2 Employment of Unskilled and Semi-Skilled Workers in Labour-Intensive Works

PS-16.2.1 Requirements for the sourcing and engagement of labour.

PS-16.2.1.1 **The overall youth target is 55%; women 60% and people with disabilities is 2%.**

EPWP Reporting procedure: Employment contracts, ID Copies, Payment register, Attendance registers must be attached on every claim that is submitted by the contractor. Contractor must ensure that this information is submitted every month for reporting and compliance purposes. The contractor's invoices shall not be paid until all pending labour information has been submitted.

Unskilled and semi-skilled labour required for the execution of all labour intensive works shall be engaged strictly in accordance with prevailing legislation in accordance with the Code of Good Practice for the Expanded Public Works Programme.

PS-16.2.1.2 The following are some of the considerations that are elaborated in the Code of Good Practice for Expanded Public Works Programmes.

PS-16.2.2 Training of Targeted Labour

PS-16.2.2.1 The contractor shall provide all the necessary on-the-job training to targeted labour to enable such labour to master the basic work techniques required to undertake the work in accordance with the requirements of the contract in a manner that does not compromise worker health and safety.

PS-16.2.2.2 Accredited training may be provided before the commencement of a project.

PS-16.2.2.3 The cost of accredited training of targeted labour will be funded through various funding sources such as National Skills Fund from the Department of Higher Education and Training, funds from the Implementing Public body, funding from SETAS etc. This training should take place as close to the project site as practically possible. The Public Body implementing the project must ensure that training applications for beneficiaries are made by its relevant project manager assisted by relevant training officials from the National Department of Public Works.

PS-16.2.2.4 The Public Body must ensure that preference of the training of beneficiaries in technical skills over life skills is made. In addition, the Public Body is required to maximize opportunities for training to beneficiaries to be carried out before the implementation of projects.

- PS-16.2.2.5 The Public body must ensure that workers who have received training will be placed on the project to work after receiving the training.
- PS-16.2.2.6 If a provisional sum for training is made in the contract the contractor shall pay an allowance equal to 100% of the daily wage rate to workers who attend accredited training.

PS-16.3 Generic Labour-Intensive Specification

The Generic Labour-intensive specification below (informed by SANS 1921-5, Construction and management requirements for works contracts - Part 5: Earthworks) covers activities which are to be performed by hand and should be included in the scope of works without amendment or modification as set out below.

This specification establishes general requirements for activities which are to be executed by hand involving the following:

- trenches having a depth of less than 1.5 metres
- stormwater drainage
- low-volume roads (typically less than 500 vehicles per day);
- sidewalks and non-motorised transport infrastructure
- water and sanitation

PS-16.3.1 Precedence

Where this specification is in conflict with any other standard or specification referred to in the Scope of Works to this Contract, the requirements of this specification shall prevail.

PS-16.3.2 Hand excavatable material

Hand excavatable material is:

a) granular materials:

- i) whose consistency when profiled may in terms of table 2 be classified as very loose, loose, medium dense, or dense; or
- ii) where the material is a gravel having a maximum particle size of 10mm and contains no cobbles or isolated boulders, no more than 15 blows of a dynamic cone penetrometer is required to penetrate 100mm;

b) cohesive materials:

- i) whose consistency when profiled may in terms of table 2 be classified as very soft, soft, firm, stiff and stiff / very stiff; or
- ii) where the material is a gravel having a maximum particle size of 10mm and contains no cobbles or isolated boulders, no more than 8 blows of a dynamic cone penetrometer is required to penetrate 100mm;

Note

1. A boulder is material with a particle size greater than 200mm, a cobble and gravel is material between 60 and 200mm.
2. A dynamic cone penetrometer is an instrument used to measure the insitu shear resistance of a soil comprising a drop weight of approximately 10 kg which falls through a height of 400mm

and drives a cone having a maximum diameter of 20mm (cone angle of 60° with respect to the horizontal) into the material being used.

Table 2: Consistency of materials when profiled			
GRANULAR MATERIALS		COHESIVE MATERIALS	
CONSISTENCY	DESCRIPTION	CONSISTENCY	DESCRIPTION
Very loose	Crumbles very easily when scraped with a geological pick.	Very soft	Geological pick head can easily be pushed in as far as the shaft of the handle.
Loose	Small resistance to penetration by sharp end of a geological pick.	Soft	Easily dented by thumb; sharp end of a geological pick can be pushed in 30-40 mm; can be moulded by fingers with some pressure.
Medium dense	Considerable resistance to penetration by sharp end of a geological pick.	Firm	Indented by thumb with effort; sharp end of geological pick can be pushed in upto 10 mm; very difficult to mould with fingers; can just be penetrated with an ordinary hand spade.
Dense	Very high resistance to penetration by the sharp end of a geological pick; requires many blows for excavation.	Stiff	Can be indented by thumb-nail; slight indentation produced by pushing geological pick point into soil; cannot be moulded by fingers.
Very dense	High resistance to repeated blows of a geological pick.	Very stiff	Indented by thumb-nail with difficulty; slight indentation produced by blow of a geological pick point.

PS-16.3.3 Trench excavation

All hand excavatable material in trenches having a depth of less than 1,5 metres shall be excavated by hand.

PS-16.3.4 Compaction of backfilling to trenches (areas not subject to traffic)

Backfilling to trenches shall be placed in layers of thickness (before compaction) not exceeding 100mm. Each layer shall be compacted using hand stampers

- a) to 90% Proctor density;
- b) such that in excess of 5 blows of a dynamic cone penetrometer (DCP) is required to penetrate 100 mm of the backfill, provided that backfill does not comprise more than 10% gravel of size less than 10mm and contains no isolated boulders, or
- c) such that the density of the compacted trench backfill is not less than that of the surrounding undisturbed soil when tested comparatively with a DCP.

PS-16.3.5 Excavation

All hand excavatable material including topsoil classified as hand excavatable shall be excavated by hand. Harder material may be loosened by mechanical means prior to excavation by hand.

The excavation of any material which presents the possibility of danger or injury to workers shall not be excavated by hand.

PS-16.3.6 Clearing and grubbing

Grass and small bushes shall be cleared by hand.

PS-16.3.7 Shaping

All shaping shall be undertaken by hand.

PS-16.3.8 Loading

All loading shall be done by hand. Haulage equipment should be selected in a manner that allows loading by hand to the extent possible.

PS-16.3.9 Haul

Excavation material shall be hauled to its point of placement by means of wheelbarrows where the haul distance is not greater than 150 m.

PS-16.3.10 Offloading

All material, however transported, is to be off-loaded by hand, unless tipper-trucks are utilised for haulage.

PS-16.3.11 Spreading

All material shall be spread by hand.

PS-16.3.12 Compaction

Small areas may be compacted by hand provided that the specified compaction is achieved. Appropriate rollers should be used where higher (than can be achieved by hand) levels of compaction are required.

PS-16.3.13 Grassing

All grassing shall be undertaken by sprigging, sodding, or seeding by hand.

PS-16.3.14 Stone pitching and rubble concrete masonry

All stone required for stone pitching and rubble concrete masonry, whether grouted or dry, must to be collected, loaded, off loaded and placed by hand.

Sand and stone shall be hauled to its point of placement by means of wheelbarrows where the haul distance is not greater than 150m.

Grout shall be mixed and placed by hand.

PS-16.3.15 Manufactured Elements

Elements manufactured or supplied by the Contractor, such as manhole rings and cover slabs, precast concrete planks and pipes, masonry units and edge beams shall not individually, have a

mass of more than 320kg. In addition, the items shall be large enough so that four workers can conveniently and simultaneously acquire a proper hand hold on them.

PS 17 SUBCONTRACTING OF A PROTION OF THE CONTRACT

The successful Tenderer will be required to employ local and disabled people and moreover, subcontract up to a maximum of 30% of the project value to local contractors. The “local contractors” will be located in the Harry District Municipality area of jurisdiction and where specifically required by the Employer, the area where construction works are being undertaken.

Also refer to Contract Data.

PROJECT SPECIFICATION: PORTION 2

AMENDMENTS TO THE STANDARD AND PARTICULAR SPECIFICATIONS

INTRODUCTION

In certain clauses the standard, standardized and particular specifications allow a choice to be specified in the project specifications between alternative materials or methods of construction and for additional requirements to be specified to suit a particular contract. Details of such alternative or additional requirements applicable to this contract are contained in this part of the project specifications. It also contains additional specifications required for this particular contract.

The number of each clause and each payment item in this part of the project specifications consists of the prefix PS followed by a number corresponding to the number of the relevant clause or payment item in the standard specifications. The number of a new clause or payment item, which does not form part of a clause or a payment item in the standard specifications and which is included here, is also prefixed by PS, but followed by a new number which follows on the last clause or item number used in the relevant section of the standard specifications.

PROJECT SPECIFICATION: PORTION 2

SABS 1200 PSA: GENERAL

PS A 3 MATERIALS

All the Contractor's suppliers are to be approved and inspected by the Engineer before they are engaged.

PS A 3.1 QUALITY

Where there is a standardised mark programme for any material, all such material supplied shall bear the official standardisation mark. The Engineer's approval is based on tests conducted by the Contractor as required by this Contract.

All materials proposed by the Contractor for incorporation into the work shall where required, be tested in accordance with the Specification. The Contractor is responsible for the cost of all testing to ascertain that the materials do comply with the relevant minimum requirements and all such costs shall be deemed to be included in the tendered rates. The cost of control tests done by the Engineer and for which the result to not comply with the minimum requirements shall be for the Contractor's account.

All test results shall be submitted to the Engineer for approval prior to such materials being built into the works. No material shall be built into the works without such approval. All costs involved in this testing shall be deemed to be included in the rates tendered.

The Contractor shall inform the Engineer of any control testing to be done at least 48 hours before such tests are required and must allow in his program for the time necessary for the tests and the processing of the results thereof.

The handling, storage, transport and erection of equipment, machinery and materials shall be strictly in accordance with the requirements of the supplier and/or manufacturer.

All materials shall be new and of the best quality available unless otherwise specified. They must function satisfactorily under the prevailing climate and weather conditions at the place of installations.

The Contractor is totally responsible for the implementation of an approved QA system equivalent to ISO 9000. The system shall be submitted to the Engineer for approval within 14 days of the start of the Contract and shall define methods to ensure that all necessary quality standards are attained. The Engineer will audit the applications of the QA system on a regular basis during this Contract.

PSA 4 PLANT

All plant provided by the Contractor for the execution and maintenance of the works shall be of a character comparable with the scope of the works.

The Contractor shall provide and maintain sufficient plant to meet all contractual requirements and shall not remove any of this plant from the site without the written permission of the Engineer. He shall, however, remove unsuitable, obsolete or worn-out plant from the site when ordered to do so by the Engineer and replace these with plant approved by the Engineer.

The approval of any plant on the site by the Engineer shall in no way relieve the Contractor of any of his obligations under the Contract.

PS A 4.2 Contractor's Offices, Stores and Resources

Add the following to A 4.2:

No housing is available for the Contractor's employees and the contractor must make his own arrangements for accommodation and transport of his employees.

PS A 4.3 Hand Tools

The contractor shall provide and maintain all hand tools required for the execution of the Works.

PS A 5 CONSTRUCTION

On completion of the scope of work associated with each construction drawing, the Contractor shall provide a marked-up "as-built" copy of the drawing. These drawings shall incorporate all changes, amendments and additions that have occurred and the drawings shall be signed by the Contractor's representative and submitted to the Engineer for signature and acceptance.

Where surveying is necessary to determine as-built conditions, the Contractor shall provide a land surveyor on Site to undertake the as-built survey within 24 hours of being so instructed by the Engineer.

PS A 5.1. Survey

PS A 5.1.1 Setting out of the Works

Substitute the first sentence in A 5.1.1 with the following:

Setting out of the work is the sole responsibility of the Contractor and shall be done from the layouts given to him. The proposed network pipes must be placed 2,0m away from the ERF boundaries in the road reserve. Any discrepancy shall immediately be reported in writing to the Engineer. Any costs or subsequent costs arising from discrepancies, which had not been reported to the Engineer, shall be the sole responsibility of the Contractor. The exact position of the network pipes shall be determined on site in conjunction with the Engineer and must be approved before construction of the specific section starts.

The Engineer may alter any part of the works to suit the local conditions. The Contractor must therefore contact the Engineer immediately after the preliminary setting out of any part of the works before starting with detail setting out, or construction. Only after the Engineer has approved a specific site or part of works, may the detail setting out and construction commence.

PS A 5.2 Watching, Barricading, Lighting And Traffic Crossings

Add the following to A 5.2.

The crossing of existing tar and dirt roads must be done in half widths, while the total traffic is accommodated on the other lane.

Road traffic signs shall comply with the requirements of the "South African Road Traffic Signs Manual" and shall be approved by the Engineer before construction commences.

PS A 5.9 Transporting Of Materials

Where the transporting of materials outside of the site is such as to generate a nuisance, the material shall be covered during transport.

Precautions shall be taken during the transporting of muddy and other materials to prevent its fouling completed construction or roads. Any rock or debris falling from trucks on to roads shall be removed immediately.

Access Roads to Site - The Contractor shall keep in good and constant repair all access roads to and on the site.

Any route that the Contractor wishes to use to the place where water is obtained or any other route that is used by the Contractor shall be subject to approval by the Engineer. All the Contractor's vehicles on the Site must be in a roadworthy condition. The number of the Contractor's vehicles on the Site will be subject to approval by the Engineer.

PS A 7 TESTING

PS A 7.2 Approved Laboratories

The Contractor may appoint an accredited independent testing laboratory to the approval of the Engineer. The Engineer shall be given free access to any appointed laboratory.

PS A 7.4 Statistical Analysis of Control Tests

Substitute A 7.4 with the following:

Test results shall not be evaluated by statistical methods. All results shall comply with the specified minimum requirements of the materials concerned.

PS A 8 MEASUREMENT AND PAYMENT

PS A 8.1.2.3 The Contractor to Price all Items

In addition, the *Contractor* shall provide a detailed schedule itemising the breakdown of each item listed in the Preliminary and General section of the Schedule of Quantities, in terms of all personnel, plant, structures, facilities etc. not covered by the construction rates elsewhere in the schedule. The rate for each item in the detailed schedule shall cover all direct and overhead costs, profit and all other costs for provision of the item.

PS A 8.2.2 Time-Related Items

The tendered amount for a time-related item will be increased; if any extension of time for the completion of the works is awarded on the condition that the activity related to the item tendered for must be sustained during the extended period.

The ratio between the increased amount for a time-related item and the tendered amount must be the same as the ratio between the extension of the time period for the completion of the works and the original time period allowed for completion of the works.

If the works is completed before the end of the original time period allowed for completion of the works, the tendered amount of time related item that is influenced by the earlier completion would be reduced similarly.

PS A 8.3 Fixed Charge and Value-Related Items

PS 8.3.1 Contractual Requirements

Unit: Sum

The sum shall cover the Contractor's initial costs of providing sureties, insurance of the works and plant, third party or public liability insurance and unemployment insurance to cover his compliance with the requirements of the Workmen's Compensation Act, 1941 (Act No. 30 of 1941) and any other initial financing obligations of a preliminary and general nature, such contributions of the CEITB.

The tendered amounts for fixed charge and value related items will not be increased, if extension of time for the completion of the works is awarded.

PS A 8.3.2 Establishment of Facilities on the Site

PS A 8.3.2.1 Facilities for Engineer

- | | |
|---|-----------|
| a) Furnished office (No) | Unit: Sum |
| b) Communication Costs (No) | Unit: Sum |
| c) Nameboards (No) | Unit: Sum |
| d) Computer facilities complete with printer, modem with 4G connection (No) | Unit: Sum |
| e) Provision of survey equipment (No) | Unit: Sum |

PS A 8.3.2.2 Facilities for Contractor

- | | |
|--|-----------|
| a) Offices and storage sheds | Unit: Sum |
| b) Workshops | Unit: Sum |
| c) Laboratories | Unit: Sum |
| d) Ablution and latrine facilities | Unit: Sum |
| e) Tools and equipment | Unit: Sum |
| f) Water supplies, electric power and communications | Unit: Sum |
| g) Dealing with water | Unit: Sum |
| h) Access | Unit: Sum |
| i) Plant | Unit: Sum |

PS A 8.3.3. Other Fixed Charge Obligations

This item as listed under Schedule A of the Bill of Quantities is as specified in the standardized specification SANS 1200 A.

PSA 8.3.3.1

- | | |
|---------------------------------|-----------|
| Issuing of notices to consumers | Unit: Sum |
|---------------------------------|-----------|

PSA 8.3.3.2 OHS Act Obligations

- | | |
|--|-----------|
| I. General Safety obligations (incl. provision of personal protective equipment) | Unit: Sum |
| II. Health and Safety plan/file including health and safety training | Unit: Sum |

PSA 8.3.3.3

- | | |
|---|-----------|
| Environmental Management Plan Obligations | Unit: Sum |
|---|-----------|

PS A 8.3.4 Removal of Site Establishment

The sum shall cover the cost of the demolition on and the removal from the surface of the site of all items established in terms of 8.3.2 and 8.3.3, and shall provide for the making good and the restoring of the site to the satisfaction of the Engineer.

PS A B 8.3.5 Occupational Health And Safety

PS A B.8.3.5.1 Contractor's initial obligations in respect of the Occupation Health and Safety Act and Contractual Regulations

.....Unit: Sum

The amount will be paid on the scheduled rate on condition that:

- The contractor has notified the Provincial Director of the Department of Labour in writing of the project.
- The client has approved the contractor's Health and Safety Plan.
- The contractor has set up his Health and Safety File and Safety Plan.
- The contractor has appointed a Health and Safety Officer.

The provisional sum shall represent full compensation for that part of the contractor's general obligations in terms of Occupational Health and Safety Act and the Construction Regulation which are mainly a function of time. The sum for the supply of all safety clothing, first aid kit, etc. in order to adhere to the occupational Health and Safety Act specifications. The Contractor must familiarize himself with the conditions as per Occupational Health and Safety Act and adhere thereto. The rate shall cover the Contractor's overheads, changes, and profit payments for the service Provider. Contractor to note that this item covers the costs for the preparation and submission of Health and Safety plan and file.

Payment shall be as specified for item 1.3 in the standard specifications.

PS A B.8.3.5.2 Occupational Health and Safety Act

..... Unit: Sum

Handling cost in respect of sub-item 8.3.5. A percentage of the payment made to the Occupational Health and Safety Act will be paid to the contractor under this section. The rate shall cover the Contractor's overheads, changes, and profit on payments for the Occupational Health and Safety Act.

- **Provision of Safety Officer**

The Contractor should appoint the safety officer who will be fulltime responsible for all safety issues on site, and he or she should be fulltime on site.

The tendered rates include the full compensation for that part of the provision of safety officer in terms of the Occupational Health and Safety Act and the Construction Regulation which are mainly a function of time. Payment shall be made monthly.

- Handling cost in respect of sub-item 8.3.5.2 (a). A per percentage of the payment made to the Safety Officer will be paid to the Contractor. The rate shall cover the Contractor's overheads, changes and profit on payments for the Safety Officer.

PS A B.8.3.5.3 Contractor's time related obligation in respect of the OH & S Act and Construction Regulation

The tendered lump sum shall represent full compensation for that part of the contractor's general obligations in terms of Occupational Health and Safety Act and the Construction Regulations which are mainly a function of time. The lump sum will be paid monthly only after payment for item 1.3.3 and item 1.1.5 has been made. Payment of the lumpsum shall be made monthly (calculated by the division of the lumpsum by the number of months remaining).

PS A 8.4 SCHEDULED TIME RELATED ITEMS

PS A 8.4.2.1 Facilities for Engineer

- | | |
|---------------------------------------|-------------|
| a) Engineers office (No) | Unit: Month |
| b) Communication Costs (No) | Unit: Month |
| c) Nameboards (No) | Unit: Month |
| d) Provision of survey equipment (No) | Unit: Month |

PS A 8.4.2.2 Facilities for Contractor

The sum shall cover the Contractor's initial costs of providing sureties, insurance of the works and plant, third party or public liability insurance and unemployment insurance to cover his compliance with the requirements of the Workmen's Compensation Act, 1941 (Act No. 30 of 1941) and any other initial financing obligations of a general and preliminary nature, such contributions to the CEITB. Establishment of Facilities on the Site Facilities for Engineer.

PS A 8.4.3 Supervision for Duration of Construction

The sum shall cover the costs of on-site supervision and such local administration as the Contractor considers necessary for the proper completion of the Works, and shall cover the cost of the salaries, wages and allowances paid to the site agent, general foreman, section foreman (where applicable), site surveyors, timekeepers, assistants and other site supervisory staff, and of transport incurred in connection with such staff. Plant (designated plant or plant for designated operations or plant for use during Supervision for Duration of Construction)

PS 8.4.4. Company and Head Office Overhead Costs for the Duration of the ContractUnit: Sum

The sum shall cover the contractor's company and head office overhead costs.

PS A 8.5 Sums Stated Provisionally By Engineer

PS A 8.5. (a) 1 Community Liaison Officer Unit: Sum

The Contractor must pay a salary to a person appointed as the Community Liaison Officer for the project. The amount of payment and payment dates will be determined as soon as the Community Liaison Officer is appointed.

PSA 8.5(a) 2 PSC Meetings Attendance Unit: Sum

The tendered rate shall cover the compensation of all members of Project Steering Committee for attending meetings. The amount of payment and payment dates will be determined on the commencement date of the project. The Engineer should authorize payment before it is made. Proof of payment has to be submitted to the Engineer before claim can be certified.

PS A 8.5(a) 3 Overheads, Charges and Profit on (1) above 1%

Handling costs and profit in respect of sub-item 8.5 (a) 1 & 1. A percentage made to the Community Liaison Officer and PSC Meeting attendance will be paid to the contractor. The rate shall cover the Contractor's overheads, charges and profit on payments for the Community Liaison Officer and PSC members.

PS A 8.5(b) 1 Training

Provisional sum for training services supplied by the Training Company. The name and contact details of the Training Company, to be appointed by the Contractor, will be supplied to the Contractor by the Employer or Engineer.

PS A 8.5(b) 2 Overheads, charges and profit on (1) above

Handling costs and profit in respect of sub-item 8.5 (b) 1. A percentage of the payment to the Training Company will be paid to the Contractor. The rate shall cover the Contractor's overheads, changes, and profit on payments for the Training Company. No payment will be made under this item before any payment is made to the Training Company.

PS C 8.5 Existing Services

The services parallel to the pipeline routes must only be removed and re-erected at the positions as indicated and approved by the Engineer and repaired where it was damaged. When the pipeline routes cross the fencing or gates temporary wire gates must be provided that must be kept closed. After completion of the work these fences or gates must be repaired to the same condition as before commencement of the work.

PS A 8.5(c)2 Overheads, charges and profit from (1) above

Unit:

%

Handling cost in respect of sub-item 8.5 (c) 1. A percentage of the payment made to the service provider will be paid to the Contractor. The rate shall cover the contractor's overheads, changes, and profit on payments for the Service Provider.

PS A 8.7 Daywork

Replace A 8.7 with the following:

Daywork will be paid according to the percentage allowance method. For calculating the total remuneration, the General Conditions of Contract for Construction Works, Second Edition, 2010 shall apply, with the amendments as in the appropriate special conditions of contract, which is bound into this document. A daywork schedule will be provided for filling in the necessary information.

PROJECT SPECIFICATION: PORTION 2

SABS 1200 PSC: SITE CLEARANCE

PS C 3 MATERIAL

PS C 3.1 Disposal of Material

Substitute the first sentence of C 3.1 with the following:

Material obtained from clearing and grubbing shall be disposed of at the site indicated at the site inspect. If such a site is indicated at the tender stage, the cost of transporting material and debris will be included under 8.2.1.

Loading and off-loading should be done by hand and the contractor must price accordingly under item 8.2.1.

PS C 5 CONSTRUCTION

PS C 5.1 Areas to be cleared and grubbed

Substitute the first sentence of C 5.1 with the following:

Unless otherwise indicated by the Engineer, clearing and grubbing are limited to a 2,0m wide strip along the pipe route. Measurement and payment for clearing and grubbing shall only occur for areas as required in writing by the Engineer.

The Contractor may proceed with clearing and grubbing after the handing over of the site.

PS C 5.2 Cutting Of Trees

PS C 5.2.3 Preservation of Trees

PS C 5.2.3.2 Individual Trees

Add the following to C 5.2.3.2:

Trees outside pipeline routes must be left standing and undamaged, except where otherwise ordered in writing by the Engineer.

A penalty of **R15 000,00** per tree for trees damaged and/or removed will be charged.

PS C 5.9 Existing fencing

The fencing parallel to the pipeline routes must only be removed and re-erected at the positions as indicated and approved by the Engineer and repaired where it was damaged. When the pipeline routes cross fencing or gates temporary wire gates must be provided that must be kept closed. After completion of the work these fences or gates must be repaired to the same condition as before commencement of work.

PS C 8 MEASUREMENT AND PAYMENT

PS C 8.2 Scheduled Items

PS C 8.2.1 Clear and grub (1.0m wide) Unit: m

The removal of all rocks and boulders on site over 0.15 m³ will be paid under sub-clause D 8.3.2 (b). The removal of hard rocks other than boulders will be paid under the sub-clause PS DB 8.3.2 (b).

PS C 8.2.2 Remove and grub large tree stumps of girth

- Over 1m and up to and including 2mUnit: No.
- Over 2m and up to and including 3mUnit: No.

The girth of a tree or stump will be measured at the narrowest point of the tree or stump in the first meter of its height above ground level. Trees and stumps of girth exceeding 1m will be measured individually and classified according to site in increments of 1m as indicated above.

The rate shall cover the cost of clearing and grubbing trees and stumps of all sizes, cutting branches, backfilling holes, and removing, transporting, and disposing of all such trees, stumps, and branches and associated material.

PS 8.2.3 Remove and grub all trees and tree stumps regardless of girth..... Unit: No

In exceptional circumstances, where construction is carried out through plantations or where the quantity of trees or girth exceeding 1m renders individual measurement impracticable the Project Specification may provide that clearing and grubbing of trees be measured in hectares. If this method of measurement is used the areas to which it is applicable will be defined clearly on the drawings and the reason for adopting the method of measurement will be stated in the project specification.

The rate shall cover the cost of all operations specified in 8.2.2.

PS C 8.2.5 Take down existing fence

The rate shall cover the cost of taking down the fences, coiling wire and stacking all material at sites indicated by the Engineer and the cost of loading, transporting and offloading such material.

PROJECT SPECIFICATION: PORTION 2

SABS 1200 PSDB : EARTHWORKS (PIPE TRENCHES)

PS DB 1 SCOPE

This specification covers earthworks for trenches for all types and sizes. It covers excavation, the preparation of a trench bottom, backfilling and the reinstatement of surfaces.

PS DB 3 MATERIALS

PS DB 3.1 CLASSIFICATION FOR EXCAVATION PURPOSES

PS DB 3.1.1 Method of Classifying

Substitute DB 3.1.1 and D.B.3.1.2 (a), (b) and (c) with the following:

The Engineer shall classify excavated materials as Soft Class and Rock will be measured individually as extra-over items.

TABLE 1: CLASSIFICATION OF MATERIALS

CLASSIFICATION	DESCRIPTION
Soft	All material other than rock
Rock	Material which cannot be economically fragmented and loosened for removal by hand implements and pneumatic tools, except by drilling and blasting or the use of rock breaking equipment.

In the first instance, the classification shall be based on the descriptions given in Table 1. In the event of disagreement between the Contractor and the Engineer, the Engineer shall reclassify the material in accordance with the relevant specifications and without being unreasonable to the Contractor. The decision of the Engineer on the classification shall then, subject to the provisions of the contract, be final and binding.

The Contractor shall notify the Engineer of the presence of what he considers to be rock immediately upon discovery thereof. The Engineer will inspect the material and decide whether or not it warrants the use of pneumatic tools or rock breaking equipment. In the case of isolated boulders set in a soil matrix, the Engineer may order the Contractor to either widen the excavation or roll the boulders sideways or lift the boulders out of the trenches.

In the event that the Engineer decides that the use of pneumatic tools, rock breaking equipment, or blasting is necessary, he will classify the material accordingly and arrange for the quantity thereof to be measured. The Construction Manager will supply necessary pneumatic equipment and arrange for others to break up rock into manageable pieces.

PS DB 3.5 BACKFILL MATERIALS

- Substitute “from trenches” in DB 3.5(a) with “from trenches and street excavations”.

Add the following to DB 3.5 (b)

- Road crossings, access to services, farms and camps and any section that fall within the road reserve shall be classified as areas subject to loads from road traffic and must be compacted accordingly to the top of the trench (natural ground level).

PS DB 3.7 SELECTION OF MATERIAL FOR REPAIR WORK

If the excavation of a pipeline damages and existing road surface, the Contractor must stockpile material from the top 200mm of such a road surface in order to reuse it as sub base for the repairing of the road crossing.

If necessary gravel material that is suitable for the reparation of road surfaces must be imported.

The Contractor must make provision in his tariffs for compaction in road reserves for the selection of excavation material as specified above.

PS DB 4 PLANT

PS DB 4.1 EXCAVATION EQUIPMENT

Add the following to DB 4.1

An adequate number of suitable tools, including hand stampers, wheelbarrows and hosepipes shall be provided by the Contractor. The Contractor will supply mechanical compaction equipment and when required pneumatic and rock breaking equipment.

All excavations exceeding the specified widths shall be backfilled with approved selected material. No payment shall be made for this and all relevant costs shall be deemed to be included in the tendered rates.

PS DB 5 CONSTRUCTION

PS DB 5.1 PRECAUTIONS

PS DB 5.1.1.1 Water in Trenches

Water in pipe trenches may cause movement of the pipes as a result of floatation and backfilling must therefore be executed as quickly as possible. If movement of the pipes does not occur the contractor must, unless otherwise instructed by the Engineer, remove pipes from the trench and reinstall it at his own expense.

PS DB 5.4 EXCAVATION

Add the following to DB 5.4:

“Excavation and backfilling of pipe trenches on sidewalks in the residential area shall be done in such a manner as to ensure the least possible disruption to the public and access to the properties. No additional payment shall be made for this and all relevant costs shall be deemed to be included in the tendered rates.”

PS 5.5 TRENCH BOTTOM

Substitute “90%” in the second paragraph of DB 5.5 with “93%”.

PS DB 5.5.1 Over Excavation of Trenches

Where pipe trenches are excavated deeper than specified or shown on the drawings, these excavations must be backfilled with suitable approved material in layers of not more than 150mm uncompacted thickness and must be compacted to the thickness of the adjoining in-situ material or as prescribed by the Engineer.

PS DB 5.6 BACKFILLING
PS DB 5.6.1 General

Backfilling in road reserves must be compacted in 100mm layers up to natural ground level. Where prescribed by the Engineer all surplus material must be neatly piled over the real trench width to a height not more than 150mm high than the adjoining level.

PS DB 5.6.3 Disposal of Soft Excavation Material

Add the following to DB 5.6.3:

All surplus and unsuitable material as described in DB 5.6.3 shall be disposed of at the spoil site, (as described in PS D 5.2.2.3) and leveled.

PS DB 5.7 COMPACTION

PS DB 5.7.2 Areas Subject to Traffic Loads

Add the following to DB 5.7.2:

All pipe trenches within road crossings, accesses to services, farms and camps that fall within the road reserve, will be regarded as areas subject to traffic loads. Backfilling of trenches that are subject to traffic loads will be executed in layers of 100mm as follows:

Item	% mod AASHTO	Final Layer Thickness
Approved Backfill	93%	200mm
Main Backfill up to road layers	96%	200mm
Sub-base	97%	200mm
Base	98%	175mm

PS DB 5.9 REINSTATEMENT OF SURFACE

PS DB 5.9.2 Private Property and Commonage

Add the following to DB 5.9.2:

Gardens and lawns shall be repaired to the original standard where they were crossed. Grass and plants shall be taken out of the ground, temporarily stocked, watered during construction and replanted after backfilling.

PS DB 8 MEASUREMENT AND PAYMENT

PS DB 8.2 COMPUTATION OF QUANTITIES

PS DB 8.2.4 Shoring

Add the following to DB 8.2.4:

Shoring will only be measured and paid for, if the Engineer gives written approval before it is installed.

PS DB 8.3.2 Excavation

- Excavation in all material for trenches, backfill, compact and dispose of surplus material Unit: (m)

Item will be provided for various pipe diameters in steps not greater than those specified in 5.2. and various depths in increments of 1.0m measured to the bottom of the bedding layer (see Drawing DB 2, DB 3 and DB 4). Where measured volumetrically in terms of 8.1.2 (a), the volume of excavation will be computed in accordance with 8.2.2 and 8.2.3.

The rate shall cover the cost of the same operation in heading where the Contractor elects to use such a method of excavation. The volume or length will be measured for payment on the assumption that normal trench excavation has been carried out. The volume or length in the undisturbed prism of material between the top of the tunnel and ground level will be classified as soft excavation in terms of 3.1. No additional payment will be made for such headings and no deductions will be made for reduced excavation quantities.

- **Extra-over item (a) above for:**

- Intermediate excavationUnit: m³
- Hard rock excavation Unit: m³
- Hand excavation and backfill where added by the Engineer Unit: m³
- Soil Crete backfilling where directed by the Engineer Unit: m³

Separate items will not be provided for depth increment, volume will be computed from the trench width determined in accordance with 8.2.3 and the depth from the top of the intermediate or hard rock excavation, as the case may be, either to the bottom of the same material or to the bottom of the trench as specified in (a) above, whichever is the lesser (see Drawing DB 5).

The rates shall cover the additional cost of the excavation and hauling of the more difficult material of unsuitable material.

- Excavate and dispose of unsuitable material from trench bottom (provisional)Unit: m³

The volume will be computed from the trench width determined in accordance with 8.2.3 and m³ the additional depth ordered.

The rate shall cover the cost of the excavation of the additional depth in any material, the disposal of the unsuitable material as specified for soft excavation in 5.6.3 within freehaul distance and the backfilling of the additional depth with suitable material from the site of the trench.

PS DB 8.3.3 EXCAVATION ANCILLARIES

PS DB 8.3.3.1 Make up deficiency in backfill material

- From other necessary excavations on siteUnit: m³
- By importation from designated borrow-pits Unit: m³
- By importation from commercial or off-site sources selected by the ContractorUnit: m³

Items (b) and (c) above will not be measured for payment unless importation has been ordered in writing. The volume will be computed from the trench width determined in accordance with 8.2.3 and the depth from the top of the backfill to the top of the bedding as shown on Drawing DB-1 or the actual depth of the backfill used to make up the deficiency or the depth of additional excavation in terms of B3.2(c), as applicable.

The rate for material from other necessary excavations on site shall cover the cost of selection of suitable material, the moving of the material to points alongside the trench spaced to suit the contractor's method of working, and the disposal of the material that is replaced, all within freehaul distance.

The rate of material from commercial or off-site sources selected by the Contractor shall cover the cost of the acquisition of the material (including royalties, if applicable), the moving of the material to points alongside the trench spaced to suit the Contractor's methods of working, and the disposal of the material that becomes surplus as a result of the importation, all within freehaul distance (see Sub-clause 5.2.5.1 of SABS 1200 D or Sub-clause 5.2.6.1 of SABS 1200 DA, as applicable).

PS DB 8.3.3.2 Opening up and closing down of designated borrow pit Unit: Sum

This item will only be scheduled when a new borrow-pit has been established or when access to any existing borrow-pit has to be established.

With the exception of the cost of the removal and spreading back of the topsoil (if scheduled), the sum shall cover the cost of opening up and of restoring the Site as specified in Schedule 5.2.2.2 of SABS 1200 D or Subclause 5.2.2 (f) of SABS 1200 DA, as applicable.

PS DB 8.3.5 Existing Services

Existing services – that intersect or adjoin a Pipe Trench (see Sub-clauses 5.1.2 and 8.3.8 of SABS 1200 D or Sub-clauses 5.1.3 and 8.3.5 of SABS 1200 DA, as applicable).

- Services that intersect a trench (angles between centerlines in plan of 45-90°) ... Unit (No)

Except where water pipes are to be recovered, existing water pipes, sewers, stormwater pipes, concrete-lined channels and drains, box culverts, electric cables, ducts, kerbs, channels, erf connections and various sizes of pipes and services that intersect a trench of specified width and require various degrees of care, whether or not their presence is known before they are uncovered, will be measured separately. The unit refers to one service, but services that are so grouped that they can be contained within a horizontal dimension of 200mm measured at right angles to the axis of the services will be measured as one unit.

- Services that adjoin a trench (parallel to or at an angle between center-lines in a plan of less than 45°) Unit: No.

In case where a trench of specified width

Runs parallel to or at an angle (in plan) of less than 45° to an existing service, and is such that the nearer side of the bottom of the trench lies at least partly between the vertical plane and a plane that lies at an angle of 45° below the horizontal, both planes passing through the axis of the service, the length of the service within the minimum base width of the trench, determined in accordance with 5.2, will be measured for payment under this item and the remaining length, the side of the trench which, in the opinion of the Engineer, is rendered liable to collapse because of the existence of such service, will be measured for shoring (see 8.3.4 (a)). The rate for an item scheduled in terms of (a) and (b) above shall cover the additional cost of

1. Care in excavation necessitated by the presence of such service in or across the trench
2. Protection and maintaining such service in operation by means of temporary supports or shoring, as necessary.
3. Repairs necessitated by damage caused by the Contract.

PS DB 8.3.6 Finishing

**PS DB 8.3.6.1 Reinststate road surfaces complete with all courses
m2**

Unit:

Replace D.B 8.3.6.1 with the following:

- Gravel

Unit: m²

The area will be calculated from the length of finished road and paved surfaces as applicable and with the trench width taken as 0.8m. Payment for finishing will be additional to that for excavation covered by 8.3.2.

The rate shall cover the cost, selective excavation (including the equipment that is required to break up, removed and, if necessary, stockpile the original surface material), and subsequently of reinstating and compaction and shall include the cost of delays and the cost of any risk of having to repair damage as specified in DB 5.10. Compaction to be according to PS DB 5.7.2.

PROJECT SPECIFICATION: PORTION 2

SABS 1200 PS LB: BEDDING (PIPES)

PSLB 1 SCOPE

This specification covers the bedding (bedding cradle and selected fill blanket) for buried pipes carrying fluids under pressure or gravity. It covers the basic materials, the quality, manufacture, tolerances in workmanship, testing and the methods by which the finished structure is to be measured for the purposes of the payment.

PSLB 3 MATERIAL

PSLB 3.1 Selected granular material

Selected Granular Materials (sub clause 3.1)
Delete the word "singularly"

PSLB 3.3 Bedding

Add the following to LB 3.3:

All pipes shall be classified as flexible pipes and shall be laid on a Class C bedding except at stream and road crossings, which shall be classified as rigid pipes.

PSLB 3.4 Selection

Suitable selected bedding material will occasionally be available from trench excavations along the route.

PSLB 5 CONSTRUCTION

PSLB 5.1 Trench

PSLB 5.1.4 Compacting

Substitute "90 % of mod AASHTO" in LB 5.1.4 with "93 % of mod AASHTO (100 % for sand)". The use of mechanical compaction equipment will not be permitted within 300mm above the crown of the pipe

PSLB 6 TOLERANCES

PSLB 6.1 Moisture Content and Density

The degree of accuracy shall be II.

PS LB 8 MEASUREMENT AND PAYMENT

PS LB 8.2 Scheduled Items

PS LB 8.2.2.4 From stockpile (provisional)

- a) Selected granular material Unit: m³
- b) Selected fill material Unit: m³

The rate shall cover the cost of obtaining, handling and transport regardless the distance, of the required bedding material from the stockpile, the delivery thereof at positions that are spaced along the trench in such a way as suits the working method of the Contractor, as well as the removal of material displaced by this importation within the free-haul distance.

PROJECT SPECIFICATION: PORTION 2

SABS 1200 PSGA: CONCRETE (SMALL WORKS)

PSG1 SCOPE

This specification covers the requirements for concrete (plain and reinforced) for small works associated with pipelines, roads, railways, pump stations, etc. It covers the basic materials, the plant formwork required, the quality, manufacture, and curing of concrete, tolerances in workmanship, testing and the methods by which the finished structure is to be measured for the purposes of the payment.

PSGA 3 MATERIAL

PSGA 3.2.1 Applicable Specifications

Add the following to G 3.2.1:

Portland cement that conforms to SABS 471

PSGA 3.2.2. Storage of Cement

Add the following to G 3.2.2:

Consignments of cement shall be used in the same sequence as that in which they are delivered on site. No cement shall be used which has been stored on site for a longer period than 6 (six) weeks. All cement so stored for a longer period than 6 (six) weeks, all cement damaged in any way, and all cement which does not comply with the specification, shall be removed immediately and permanently from the site.

PSGA 4. PLANT

PSGA4.4 Formwork

PSGA 4.3.3 Ties

Add the following to G 4.4.3:

No ties will be allowed in vertical walls and permanent metal ties shall have a minimum concrete cover of 40mm. Tie holes shall be filled with an approved non-shrink epoxy grout.

PSAGA 5 CONSTRUCTION

PSGA 5.1 REINFORCEMENT

PSGA 5.1.3 Cover

Substitute G 5.1.3 with the following:

The cover of concrete over reinforcement, unless otherwise indicated on the drawings, shall be not less than 40mm.

PSGA 5.2 FORMWORK

PSGA 5.2.1 Classification of Finishes

Add the following to G 5.2.1:

The following surface conditions are required in the various portions of the finished concrete:

- Rough

Concealed surfaces and surfaces lower than 100mm below finished ground level.

- Smooth

All surface finishes not classified as “rough” in paragraph (a) shall be classified as “smooth”. All exposed edges otherwise indicated on the drawings, shall be chamfered 20 mm x 20 mm by means of triangular fillets fixed to the formwork.

PSGA 5.4 CONCRETE

PSGA 5.4.1 Quality

PSGA 5.4.1.2 Consistency

Add the following to sub clause G 5.4.1.2:

The slump of concrete used in water retaining structures may not be less than 30mm and not more than 60mm.

PSGA 5.4.1.5 Strength of Concrete

Add the following to G 5.4.1.5:

The grade of strength of concrete and the maximum normal size of coarse aggregate for each portion of the works, unless otherwise indicated on the drawings, shall be as follows:

- | | |
|---|-------------|
| • Blinding layers and encasing of pipes | 20 MPa/19mm |
| • Benching
MPa/19mm | 20 |
| • Screeds
MPa/10mm | 20 |
| • Reinforced concrete | 35 MPa/19mm |

PSGA 5.4.1.7 Durability

Concrete shall be so proportioned to ensure that the water/cement ratio does not exceed 0,5 and, to ensure workability, water-reducing admixtures of approved manufacture shall be used in preference to increase the cement content.

PSGA 5.4.8 Concrete Surfaces

Add the following to GA 5.4.8.1:

Concrete surfaces under screeds, granolithic finishes or benching shall be brought up to a plane, uniform surface with a suitable screed board.

PSGA 5.4.11 Construction Joints

The use of construction joints must be minimized and may only be placed as **shown on the drawings** or at positions as approved by the Engineer.

At all construction joints in walls a HDPE water stop without a center bulb must be placed **as shown on the drawings**.

Alternative materials with similar properties may be proposed but may only be installed after approval of the Engineer.

PSGA 5.4.12 Wood-floated finish

Where wood-floating is specified or scheduled, the surface shall first be given a finish as specified in G 5.5.10.1 and after the concrete has hardened sufficiently, it shall be floated to a uniform surface free from trowel marks. The screed surface shall be wood-floated, either by machine or hand, only sufficiently to produce a surface free from screed marks.

PSGA 5.5.4.13 Steel-floated finish

Where steel floating is specified or scheduled, the surface shall be treated as specified in PS G 5.5.10.4 except that, when the moisture film has disappeared and the concrete has hardened sufficiently to prevent laitance from being worked to the surface, the screed surface shall be steel-troweled under the firm pressure to produce a dense, smooth, uniform surface free from trowel marks.

PSGA 8 Measurement and Payment

PSGA 8.1.1 Formwork

Formwork, other than formwork covered by 8.1.1.2 and 8.1.4, will be measured as the net area of the face of the concrete to be supported during the disposition of concrete. No deduction will be made for fillets and splays of size up to 50mm x 50mm or for openings of diameter up to 0,7 m or of area up to 0,5 m².

Formwork in continuous lengths of narrow widths and of filters or splays over 20 mm x 20 mm will be measured by length, the width or range of widths being stated in the schedule. Boxing-out, the forming of holes, and other such operations will be measured by number, basic dimensions, perimeters, or drawing references, as stated in the schedule.

The unit rate shall cover the cost of all parts of formwork in contact with the concrete, and the necessary bearers, struts, and other supports, plus the labour and plant necessary to erect and stick such formwork.

PSGA 8.1.2 Reinforcement

Steel for normal reinforced concrete will be measured net by mass of all bars, including supporting steel detailed on the reinforcing schedules. The mass will be computed from the nominal bar size and nominal mass per unit length. No allowance will be made for cutting, waste, spacer devices (material other than steel bars), or binding wire.

Steel reinforcement for precast concrete units will not be measured unless so scheduled (see 8.6).

Welded mesh will be measured by area **as shown on the drawings**, no allowance being made for cutting, waste, laps or deductions for end cover. The areas measured will be those of the concrete floor or slab being reinforced by means of mesh. In the case of continuous unit partly reinforced by mesh, the area will be computed from the outside dimensions of the area covered by mesh regardless of whether or not additional reinforcing shall is present in the same area.

Steel off cuts resulting from the cutting and bending of reinforcement in accordance with the bending schedules shall be deemed to be the property of the Contractor.

PSGA 8.1.3 Concrete

- Concrete will be measured net to the dimensions **shown on the drawings** or to the dimensions cast, whichever are the smaller. Structural elements that are undersized will be measured for payment only if they are accepted by the Engineer.
- No allowance will be made for concrete required to make up overbreak in soft excavation, but payment will be made for additional concrete or formwork, or both, ordered in writing by the Engineer to replace unsuitable material or overbreak in hard rock or in intermediate excavation (see (d) below).

The unit rates shall cover the cost of the provision of concrete (made with ordinary Portland cement unless otherwise scheduled), mixing, testing, placing, compacting, the forming of stop-ends and unforeseen construction joints, striking of for levelling as applicable, and curing and repairing where necessary, together with the cost of all parts of formwork in contact with the concrete and the necessary bearers, struts, and other supports, plus layout and plant necessary to erect and strike such formwork.

PROJECT SPECIFICATION: PORTION 2

SABS 1200 PS LE: STORMWATER DRAINAGE

PS LE 3 MATERIALS

PS LE 3.1.1 Material for Subsoil Drainage

PS LE 3.1.1.1 Pipes

Pipes for subsoil drainage shall be uPVC pipes complying with the requirements of SABS 791, but shall be perforated or slotted.

The size of perforations in perforated pipes shall in all cases be 8 mm in diameter \pm 1,5 mm and the number of perforations per metre shall be not less than 26 for 110 mm pipes and 52 for 160 mm pipes. Perforations shall be spaced in two rows for 110 mm pipes and in three rows for 160 mm pipes.

Slotted pipes shall have a slot width of 8 mm \pm 1,5 mm. The arrangement of slots shall be subject to the Engineer's approval, but the total slot area shall be not less than that presented for perforations.

Pipes without slots or perforations required for conveying ground water from the subsoil drainage proper to the point of discharge, shall be uPVC pipes as specified above.

PS LE 3.1.1.2 Crushed stone

Crushed-stone in subsoil drains shall be 19 mm single-sized stone complying with the grading requirements of stone for concrete in SABS 1083.

PS LE 3.1.1.3 Geotextile Blanket

The geotextile blanket around subsoil drains shall comply with the requirements of PS DK 3.1.4 in all respects.

PS LE 3.1.1.4 Sand

Sand obtained from approved commercial sources shall be clean, hard and durable and shall comply with the following grading requirements:

D15 : 0,2 mm to 0,4 mm
D85 : 1,2 mm to 4,7 mm

PS LE 5 CONSTRUCTION

PS LE 5.1 Trench Bottom

PS LE 5.1.3 Unsuitable Founding Conditions

Substitute "90 % of MAASHTO maximum density" in LE 5.1.3 with "90 % of MAASHTO maximum density (100 % for sand)".

PS LE8.2 BEDDING AND LAYING

PS LE 8.2.14 Supply and Install Subsurface Drains According To Drawings Unit: m

The length shall be measured on the centre line of the completed subsurface drain.

The rate shall cover the cost of supplying, transporting, off-loading and installing all materials as well as for cutting, wasting, overlapping and installing of the materials where applicable.

PARTICULAR SPECIFICATION: PA

BRICKWORK AND PLASTER

PA1 SCOPE

PA1.1 This specification covers the general requirements for buildings and other masonry structures, including plastering.

PA2 INTERPRETATION

PA2.1 Other relevant Standards/Specification

This specification should be read together with SABS 1200 AA.

PA2.2 Applicable Edition of Standards

Each standard specification referred to in this specification shall be deemed to be the latest edition, applicable on the tender closing date.

PA2.3 Definitions and Symbols

For purposes of this specification, the definitions and symbols given in the National Building Regulations and Building Standards Act, 1977 (referred to further on in this specification as "Building Act"), where applicable, shall apply. (Definitions: pages 5 to 14, Symbols: page 23.)

PA3 MATERIALS

PA3.1 Cement

Cement shall conform to the requirements of SABS 471.

PS3.2 Lime

Lime shall be of approved manufacture, well burnt and of uniform quality conforming with SABS 523.

PA3.3 Sand

Sand to be used for mortar and plaster shall comply with the requirements of SABS 1090.

PA3.4 Clay Bricks

Clay bricks must conform to SABS 227. A sample of bricks to be used for construction must be given to Engineer for approval before construction bricks are delivered to site.

The contractor will be required to carry out necessary tests and provide certificates for compliance of the bricks with SABS 227. The cost of these tests will be deemed part of the scheduled rates and no additional payment will be made therefore.

Best quality engineering bricks shall be used for all foundation and concealed situations.

PA3.5 Damp-Proofing

Material used as a damp proof course shall conform to the requirements contained either in SABS 248 or in SABS 952. Type FV fibre-felt sheets or Type C polyethylene sheets shall be supplied under the contract.

PA3.6 Fibre Cement Sheets

Fibre cement flat sheets, minimum 15 mm thick, shall comply with the requirements of SABS 685.

PA3.7 Storage

PA3.7.1 Cement and Lime

Cement and lime stored on the site shall be properly protected against moisture to the satisfaction of the engineer.

PA4 CONSTRUCTION

PA4.1 Brickwork

Brickwork shall be well and regularly bonded, with no false headers and none but whole bricks except where legitimately required as closers. All bricks must be thoroughly dampened before laying and each brick is to be laid with full joints and pressed into its bed so as to squeeze out superfluous mortar and give a finished joint not exceeding 8 mm thick in the case of the face work or 13 mm thick in the case of plastered walls or work not exposed to view.

All joints, both horizontal and vertical, notwithstanding any grade custom to the contrary, are to be filled solid with mortar for their full width and depth, each course being flushed with mortar, worked well down into all vertical joints before the succeeding course is laid. Horizontal joints and vertical joints of face work shall be pointed flush in manholes and catch pits, but shall be pointed and finished with a tooled recessed joint elsewhere. Plastered walls shall have the joints raked out to a depth not less than 13 mm and not more than 20 mm, and subsequently refilled with mortar of the same proportions as the original bedding mortar. In no circumstances may joints be so formed as to expose any perforation in the units.

Wire ties, where required, shall be stainless steel and are to be installed at 5 per square metre.

PA4.2 Mortar

The mix proportions for the mortar are given below:

Portland cement	50 kg
Lime	0-40 l
Sand*	200 l max.

* measured loose and damp

PA4.3 Plastering

Plaster shall be of the same proportions as the bedding mortar. Any other plaster mixes will be subject to the approval of the Engineer.

PA4.4 Damp Proof Courses

The areas to be covered by damp proof courses are indicated on the drawings. Damp proof shall be laid on a surface which shall not contain any sharp objects which may perforate the membrane. The full width of the wall and the whole area under the floor is to be covered by the membrane and shall overlap by not less than 100 mm under the floor, and by not less than 150 mm under the wall. All joints shall be effectively sealed. Where shown on the drawing, the damp proof course is to be stepped up one course of brickwork in the inner skin.

PA4.9 Floor Finishes

PA4.9.1 Granolithic Floor Screed

Granolithic shall consist of one part cement, one part sand and two parts 5 mm stone chips and oxide where required, thoroughly mixed as for concrete and placed in a layer not less than 20 mm thick, levelled or graded and trowelled to a smooth uniform surface. To ensure proper bond, the concrete surface to be covered shall be clean, roughened by chipping, flushed with water and coated with cement grout just before placing of the granolithic layer. Granolithic finish is to be steel floated with V joints in squares of 1,20 m to 1,80 m, the joints extending for the full depth of the granolithic. Joints are not required in the granolithic screed where it is to be overlaid by tiles or carpeting.

PA4.11 Weather

In any period of interruption caused by inclement weather, and at the completion of each day's bricklaying, freshly laid brickwork should be protected.

PARTICULAR SPECIFICATION: PB

STEEL PIPES

SCOPE

This specification covers the design, manufacture and supply of bare, electric welded low carbon steel pipes, specials and other fittings for the conveyance of water at ambient temperatures and at medium pressures.

2. INTERPRETATIONS

2.1 Supporting specifications

2.1.1 Where this specification is required for a project, the following specifications shall form part of the contract document:

- (a) Project specifications;
- (b) SABS 1200A and SABS 1200AA, as applicable;

2.1.2 Reference is made to the latest issues of the following standards:

DWS 1131	Lining and coating of steel pipes and specials.
SABS 1200	As given in 2.1.
SABS 62	Steel pipes and pipe fittings up to 150 mm nominal bore, suitable for screwing to pipe threads.
SABS 1109	Electric welded low carbon steel pipes for aqueous fluids (ordinary duties).
SABS 719	Rubber joint rings (non-cellular).
SABS 974	Weldable structural steels.
SABS 1431	Welding.
SABS 044	Cathodic protection of buried and submerged structures.
SABS 0121	Steel pipes and specials for water and sewage.
BS 534	Class 1 arc welding of ferritic steel pipework for carrying fluids.
BS 2633	Compressed asbestos fibre jointing.
BS 2815	Weldable structural steels.
BS 4360	Method for penetration testing of welded or brazed joints in metals.
BS 4416	Flanges and bolting for pipes, valves and fittings. etric series.
BS 4504	Specification for unfired fusion welded pressure vessels.
BS 5500	Pictorial surface preparation standards for painting steel surfaces (Swedish)
SIS 05 59 00	Line pipe.
API 5L	Standard for welding pipelines and related facilities.
API 1104	Design of wye branches for steel pipe.
AWWA June 1955	Steel pipe - a guide for design and installation. (Second edition)
AWWA M11	Pipeline flanges for general use
ISO 2084	

2.2 Application

This specification contains clauses that are generally applicable to the design, manufacture and supply of steel pipes, specials and fittings for duties up to 4,6 MPa. Should no other specification for pipes of outside diameter larger than 2 220 mm be included in a contract, then the requirements of this document shall apply.

2.3 Definitions

For the purposes of this specification the definitions and abbreviations given in the applicable specifications listed in 2.1 and the following definitions shall apply:

Skelp: The jointing edges of steel coils used to manufacture spiral welded pipes.

H: The cross-sectional shape of a weld at skelp

Cut and shut bend: See definition with sketches in BS 2633

3. MATERIALS

3.1 Pipes and specials

Materials used for the manufacture of pipes and specials of nominal bore up to 150 mm shall conform to SABS 62 and API 5L: steel grades up to X52, whilst that for pipes and specials of nominal bore over 150 mm shall conform to SABS 719: steel grades A, B and C, as well as API 5L: steel grades X46, X52, X56 and X60.

Flanges shall be manufactured from steel plates conforming to BS4360, or SABS 1431 grade 300W. Specials and fittings shall be manufactured from materials conforming to SABS 62 for nominal bores up to 150 mm, and to BS 534 for nominal bores over 150 mm.

3.2 Rubber joint rings

Rubber rings shall comply with SABS 974 Class F.

3.3 Jointing materials

Bolts, studs, nuts and washers for flanges shall be of materials conforming to the requirements of BS4504 unless otherwise specified. Gaskets for flanged joints shall be of compressed asbestos fibre to BS 2815 grade A, and full faced with a minimum thickness of 3 mm. For pressures up to and including 1,6 MPa, cloth-inserted rubber may be used.

4. PLANT

The Contractor shall supply and maintain suitable tools, plant and equipment to manufacture and supply steel pipes, specials and fittings to the required standard.

5. GENERAL REQUIREMENTS

5.1 Design of pipes

The design stress for pipes subjected to the specified design pressures shall be 60% of the minimum yield stress of the steel.

Unless otherwise specified in the Schedule of Quantities or on the drawings, the minimum pipe wall thickness to prevent buckling of straight piping due to internal sub-atmospheric pressures, shall not be less than 3mm :

5.2 Dimensional requirements

Unless otherwise specified in the Schedule of Quantities or on the drawings, all line pipes shall be of one fixed standard length between 9 metres and 19,5 metres. Standard pipes from which samples for destructive testing have been cut may be jointed together by butt-welding to form single pipe lengths of the required standard length.

The tolerances on all other dimensions shall be in accordance with SABS 719 clause 4.1, except that for pipe outside diameters bigger than 1 250 mm it shall be +6 mm and 6 mm. The tolerances on the outside diameters of pipe ends and bodies shall be as specified for pipe diameters of 250 mm to 1 250 mm.

5.3 Fabrication

5.3.1 Welding

Welds shall comply with SABS 719, SABS 044 and BS 2633 as modified below.

- a) Sections 1, 2 are excluded.
- b) Section 8

In addition to clause 8.1 the following shall also apply:

All butt-welds and branch fillet welds on specials shall where considered possible (refer clause 3.2.4.2, Section 3) have an internal weld. The weld bead of this internal weld shall not extend above the prolongation of the original inside surface of the pipe by more than 1,0 mm. Internal reinforcement in the form of backing rings at weld seams shall not be permitted.

- c) Section 10

Procedure qualification and qualifying tests shall be restricted to branch connections only.

The internal weld bead/upset metal and flash on the inner surface shall not exceed 1 mm. For pipes and specials to be jointed by butt welding, the internal weld bead shall not protrude more than 1 mm into the bore of the pipe or special. For electric resistance welded pipes, the height of upset metal and flash on the inner surface shall not exceed 1 mm. For pipes and specials to be jointed by butt welding, the internal weld bead shall be ground flush with the pipe body for a length of 200 mm from the ends to be jointed. For pipes and specials to be coupled by flexible couplings, external weld reinforcement or upset metal and flash shall be ground flush with the pipe body for a length of 200 mm from the end to be coupled.

Where automatic submerged-arc welding is employed, at least one pass shall be made on the inside and at least one pass on the outside. This shall apply for double jointing of pipes in the factory as well. The number of longitudinal weld seams shall not exceed:

- i) for pipes up to 1 000 mm nominal diameter.
- ii) for pipes larger than 1 000 mm and up to 2 220 mm nominal diameter.

For pipes to be jointed by flexible couplings the pipe manufacture is required to weld steel plates not less than 50 mm x 75 mm x 6 mm thick to each end of all pipes during the pipe manufacturing process, (i.e. before priming, lining and coating).

All manual or semi-automatic welds and repair welds shall only be undertaken by welders qualified under the tests laid down in the Code of Practice for Welding SABS 044.

5.3.2 Pipes

Pipes shall be manufactured in conformity with SABS 719.

5.3.3 Specials and fittings

5.3.3.1 General

All specials and fittings shall be designed and manufactured by the Contractor in accordance with the general arrangement shown on the drawings and/or described in the Schedule of Quantities, in conformity with SABS 62 or sections 3 and 4 of BS534. In the latter case specials shall be manipulated or fabricated by welding from pipes which have been tested to SABS 719. Detailed drawings shall be approved by the Engineer.

5.3.3.2 Bends

Bends shall either be smooth formed or segmented. The maximum angle between oblique butt-ends of segments for gusseted bends shall not exceed 22½ degrees. Cut-and-shut bends shall not be permitted. Segmented bends shall be classified as short, medium and long with radii equal to one, two or three diameters respectively. All bends shall however be of a long radii type, unless otherwise specified in the Schedule of Quantities or on the drawings.

5.3.3.3 Branch connections

Branch connections shall have barrel and branch plate thicknesses such that the maximum stress shall not be greater than that for an uncut pipe of the theoretically required minimum thickness. However, where it is more economical to provide external reinforcement in the form of saddle-type rings or triform shoes, these forms of reinforcement shall be used to achieve the same results. The attachment of reinforcement to the pipe branches shall be by full penetration welding. Branch connections shall be as remote as possible from the seam weld on the barrel, and except where specifically indicated to the contrary on the drawings, the positioning and extent of external reinforcement is to be determined by the following methods:

- (i) Saddle-type reinforcement: section 13.3 of AWWA Manual M11.
- (ii) Triform-shoe reinforcement: in accordance with "Design of Wye Branches for Steel Pipe" by H.S. Swanson and co-authors, published in the Journal of the AWWA, June 1955.

Scour valve tees are to be at right angles to the barrel of the pipe, but tangential to the circumference at the invert of the pipe. The flanges are to be aligned to suit the gradient of the pipeline as indicated on the drawings.

Unless otherwise specified complete flanged air valve and access branches shall be supplied loose with the one end profiled and prepared for welding to the pipe or special. Branches are to be realigned to suit the pipeline gradient as indicated on the drawings.

5.3.3.4 Reducers

Taper pieces shall not have more than two longitudinal weld seams.

5.3.3.5 Flexible couplings

Flexible couplings shall be of the Viking-Johnson type with centre register, except where specified to the contrary in the Schedule of Quantities or on the drawings. Flexible couplings shall be supplied complete with all necessary bolts, nuts and rubber jointing rings.

5.3.3.6 Insulated joints

Insulated joints shall have their insulation material arranged as given in SABS 0121, unless otherwise specified.

5.3.3.7 Flanges

Flanges shall be of the steel-plate for welding type and shall have flat joint faces, with dimensions and joint surfaces in accordance with BS 4504 or ISO 2084, unless otherwise specified in the Schedule of Quantities or on the drawings. For flange thickness not covered in BS 4504 and for domed and conical ends the various thicknesses and methods shall be calculated in accordance with section 3 and where applicable manufactured in accordance with the remainder of BS 5500. Back surfaces may be left unmachined. All flanges shall be suitable for field welding to pipes and specials and shall conform to BS 2633, section 7, with preparation of plate flanges as shown in figure 41 ("slip-on") for pipes and specials up to 100 mm N.B. and figure 39 or 40 ("bore and fillet") for pipes and specials 125 mm N.B. and larger. Unless otherwise specified, jointing material i.e. bolts, nuts and washers, in conformity with BS4504 shall be supplied by others.

6. MARKING OF PIPES AND SPECIALS

All pipes and specials shall be clearly hard stamped alongside a longitudinal or spiral weld on one end of the pipe with the following:

- (a) grade and thickness of steel;
- (b) serial number of the pipe or specials;
- (c) nominal diameter;
- (d) hydraulic test pressure.

The applicable drilling table shall be stamped on the periphery of all flanges. Bends shall have their centre plane marked with two small punch marks close to both ends to facilitate correct positioning in laying.

7. STORAGE, HANDLING AND TRANSPORT

Pipes and specials shall be protected against damage at all stages from manufacture to delivery. The ends of all pipes and specials shall be protected against denting. Pipes shall be transported and stacked in a manner such as to prevent deformation of the pipe body in excess of 2 percent of the diameter. Dents causing a protrusion in excess of 3 mm into the interior of the pipe shall be repaired by cutting out. The Contractor shall be responsible for dispatching and transporting of the pipes to site and off-loading. Suitable access along the pipeline route will be provided unless otherwise specified.

Access for delivery on site might be restricted by poor weather conditions and the Contractor shall make due allowance for such disruption. Unless otherwise specified the pipes shall be off-loaded adjacent to the laying position, and placed on sandbags or other approved protective supports.

As indicated on the drawings, the Contractor shall stack the pipes, specials and fittings at the top or bottom of very steep inclines from where the pipeline construction Contractor will transport them to their destination as required. He will furthermore provide in the rates for his delivery trucks to be hauled/towed up the steep inclines along the pipeline route where necessary.

8. INSPECTION AND METHODS OF TEST

8.1 General

Factory inspection, supervision of tests, and adjudication of test records shall be carried out by an independent Inspectorate appointed by the Employer to act on behalf of the Engineer. Tests and inspections shall be carried out at the manufacturer's works at his expense. He shall provide all necessary testing facilities, labour, instruments, equipment and samples that might be required, free

of charge. The Inspectorate shall be afforded every facility during the course of manufacture and testing to enable the inspection to be carried out effectively. All test samples shall be selected by the appointed inspectors, and all instruments used for testing purposes shall be approved by the inspectors and if in their opinion any instrument should require calibration, such instruments shall be calibrated at the expense of the Contractor, by the SABS or other such body as may be approved by the Inspectorate. No mechanical working or straining of pipes and specials shall be allowed after testing and inspection.

9. MEASUREMENT AND PAYMENT

Measurement and payment shall be per linear metre of straight pipe fabricated, supplied and delivered to site. Measurement and payment of specials and fittings shall be per the number of each special and fitting fabricated, supplied and delivered to site. Where pipe linings and coatings are applied prior to delivery, the rates for pipes, specials and fittings shall include for all such linings and coatings as required under Departmental Specification DWS 1131, unless otherwise specified in the Schedule of Quantities.

PARTICULAR SPECIFICATION PC**VALVES****PC 1 GATE VALVES**

Gate Valves shall bear the official mark of SABS and be SABS approved. They shall comply with SABS 664 for waterworks pattern valves of the types, classes and sizes listed in the Schedule of Quantities and shall be provided with the following:

	Description	Specification
1	Flanges	Double flanged, to be in accordance with and drilled off-centre to SABS 1123, Table 1600, 2500 or 4000 as scheduled.
2	Spindles	Non rising, bronze or stainless steel with spindle nut either bronze or gunmetal
3	Handwheels	Direction of rotation for opening valves shall be clockwise when viewed from the top and appropriate wording must be embossed at the top indicating direction of "close" and "open" with arrow heads
4	Tests	Valves to be subjected to "closed end" and "open end" pressure tests to one and half times the working pressure. Valve body shall be tested to twice working pressure. Under all the tests, no leakage to occur
5	Paint	As in PD4
6	Other	<ul style="list-style-type: none"> • Type B gunmetal trim • Valves should permit repacking of the gland whilst valve is under pressure • Factory test certificates to be provided with each valve • Rates in the schedule of quantities to include requirements to comply with specification

PC 2 REFLUX VALVES

Reflux valves shall, except where otherwise specified, be double flanged single door swing type and shall be fitted with gun metal seats and bronze hinge and clack pins. In the case of reflux valves to be mounted horizontally, the design shall be such that the gate rests against the seat in the absence of flow or of differential pressure, without the aid of springs or external counterweights. Reflux valves shall comply with the requirements of SABS 144 for working pressures as required for each application, but not less than 1600 kPa working pressure.

PC 3 AIR VALVES**PC 3.1 General**

The materials and workmanship employed in the manufacture of air valves shall be of a similar standard to that set out in SABS 664 for waterworks pattern gate valves and they shall be provided with individual test certificates for each valve from the manufacturer; all valves are to be inspected, and the hydraulic tests witnessed, by an Inspector to be appointed by the Engineer, and the tendered rates for the valves shall include for making arrangements for independent inspections. The Inspectors' fee and recoverable expenses will be for the account of the Employer, fees and expenses arising from abortive or repeat visits due to non-compliance with the specified requirements will be for the Contractor's account and will be deducted from amounts due to the Contractor.

PC 3.2 Types of Air Valves

Air Valves shall be standard types (epoxy coated flanges; stainless steel sleeve, bolts, nuts, studs etc), of the double orifice type, and shall be equal or similar to the "Vent-O-Mat" (RBX series: 50 mm dia valves: 050 RBXc2511; 80 mm valves: 080 RBXc1601) type in which a small orifice, manufactured from Grade 316 stainless steel and having a minimum orifice size of 2,0 mm diameter, shall be capable of releasing accumulations of air at all pressures throughout the specified working pressure range and shall be drop-tight at 0,5 Bar. The large orifice shall be suitable for admitting or expelling large quantities of air during emptying and filling of the pipeline. The opening of the valve (to atmosphere) shall be enclosed by a stainless steel mesh which has been fixed into the valve body to prevent the entry of small insects or vermin into the valve.

All welding of stainless steel shall be carried out in workshops dedicated to the fabrication of stainless steel products. Care shall be taken that the correct welding rods and approved welding procedures have been used for each application, and the Engineer shall have the right to request a certificate from the manufacturer in which the weld procedures used for the manufacture of valves supplied are stated.

All welds and weld beads, internal and external, shall be smoothed down by grinding and buffing. All stainless steel shall be pickled and passivated before the valve is assembled and tested.

PC 3.3 Testing

Each air valve is to be subjected to the following tests at the factory :

- (a) First, fill the valve with water and apply the factory test pressure through the inlet of the valve. Under this condition there shall be no weeping from any part of the valve.
- (b) Second, drain the valve and refill the valve with water and apply the maximum working pressure through the inlet of the valve and maintain for at least five minutes. Under this condition there shall be no loss of water from the valve.
- (c) Third, gradually reduce the pressure applied under (b) above to atmospheric pressure, empty the valve and refill slowly expelling the air through the valve until it is full of water. Raise the pressure to the minimum working pressure, maintain that pressure for at least five minutes and again there shall be no loss of water from the valve.
- (d) Fourth, maintain the minimum working pressure applied in (c) above, isolate the water inlet and introduce small amounts of compressed air into the valve without lowering the pressure in the valve. The lower float shall drop away from the upper float when sufficient air has accumulated in the valve. As soon as the accumulated air in the valve has discharged through the small orifice, the valve shall again close to a watertight condition. This process shall be repeated for at least five different pressures which are equally spaced between the specified minimum and maximum operating pressures, and the valve shall close automatically when all the air has escaped without any dribbling and shall have a drop-tight shut-off.

PC 3.4 Table of Particular Requirements for Air Valves

Scheduled Items			
Nominal diameter (mm)		80	25/50
Class		25	16
Flange Size and Rating		SABS 1123 Table 2500	SABS 1123 Table 1600
Flange Drilling		SABS 1123	SABS 1123

Scheduled Items			
		Table 2500	Table 1600
Factory Test Pressure (metres head of water)		250	160
Field Test Pressure (metres head of water)		as for pipeline	as for pipeline
Working Pressure (metres head of water) :			
(a) Maximum		250	160
(b) Minimum		200	120

PC 4 PAINTING OF VALVES

PC 4.1 The cleaning and painting of valves as specified hereunder is to be carried out at the factory prior to despatch to site.

PC 4.2 All cast iron surfaces of every valve shall be prepared for painting to a thoroughly clean condition free of all grease and deleterious matter. Steel surfaces shall be prepared in accordance with Swedish Standard SIS 05 5900 for a Sa 2.5 finish.

PC 4.3 Internal surfaces shall then be treated with two coats of Copon Hicote 151E or other approved non-toxic epoxy resin paint to give a total minimum dry film thickness of 160 micrometres; both coats being applied within 48 hours of commencement of painting.

PC 4.4 External surfaces shall, immediately after cleaning, be treated with one of the following alternative paint systems:

- (a) System 1 - for valves situated in underground chambers or exposed conditions.

Apply three coats of an approved epoxy coal tar paint to give a minimum total dry film thickness of 240 micrometres; all three coats being applied within 72 hours of commencing the first coat.

- (b) System 2 - for valves situated in pump stations etc.

Apply one coat of zinc chromate primer followed by one coat of undercoat tinted where necessary, and a final coat of best quality gloss enamel. The total dry film thickness of the system shall be not less than 200 micrometres.

PC 4.5 Non-ferrous metal or stainless steel surfaces shall not be painted.

PC 4.6 After erection on site all valves shall be cleaned and the paint work refurbished where necessary to restore the condition to that at the time of leaving the factory.

PC 5 PAYMENT

The prices quoted for all valves are to include for independent factory testing of valves, which test will be witnessed by Inspectors appointed by the Engineer.

PROJECT SPECIFIC OCCUPATIONAL HEALTH AND SAFETY SPECIFICATION

FOR

WATER SUPPLY FOR IDENTIFIED VILLAGES IN UMZIMKHULU – MASAMINI – MBUZWENI WATER SUPPLY

CONTRACT No. HGDM 709/HGDM/2020

CONSTRUCTION OF WATER SUPPLY INFRASTRUCTURE FOR IDENTIFIED VILLAGES IN UMZIMKHULU – MASAMINI – MBUZWENI WATER SUPPLY

MANAGED ON BEHALF OF



**HARRY GWALA DISTRICT MUNICIPALITY
(THE “CLIENT”)**

KEY ROLE PLAYERS

CLIENT

Principal Agent:

Civil Engineer

Quantity Surveyor

Land Surveyor

Mechanical Engineer

Environmental Control Officer

Health and Safety Agent

PRINCIPAL CONTRACTOR

Contracts Manager

Site Agent

H&S Officer

Other:

TABLE OF CONTENTS

1.	LIST OF ABBREVIATIONS	SW70
2.	DEFINITIONS	SW71
3.	KEY REFERENCES	SW72
4.	INTRODUCTION	SW72
4.1	Purpose of the Project Specific Health and Safety Specification (PSHSS)	SW72
4.2	Implementation of the Project Specific Occupational Health and Safety Specifications (PSHSS).....	SW73
4.3	Requirements at Tender Stage	SW73
5.	GENERAL REQUIREMENTS	SW74
5.1	Summary of Risks identified during Design.....	SW74
5.2	Specified Hazardous Chemical Substances.....	SW75
6.	OCCUPATIONAL HEALTH & SAFETY MANAGEMENT	SW75
6.1	Structure and Organization of H&S Responsibilities	SW75
6.1.1	Notification of Commencement of Construction Work.....	SW75
6.1.3	Appointment of Competent Site Personnel	SW76
6.1.4	Construction Supervision.....	SW77
6.1.5	Construction Health and Safety Officer	SW77
6.1.6	Traffic Safety.....	SW78
6.1.7	Health and Safety Representatives and H&S meetings.....	SW78
6.1.8	Appointment of Competent Contractors	SW78
7.	GENERAL RISK MANAGEMENT	SW79
7.1	Health Risks and Medical Surveillance	SW79
7.2	Noise Risks.....	SW79
7.3	Emergency Procedures	SW80
7.4	First Aiders and First Aid Equipment.....	SW80
8	Fires and Emergency Management	SW80
7.6	Incident Management and Compensation Claims.....	SW80
7.7	Personal Protective Equipment (PPE) and Clothing	SW81
7.8	Occupational Health and Safety Signage.....	SW81
7.9	Induction of Employees and Visitors, General H&S Training	SW81
7.10	Management of Plant and Equipment	SW82
7.11	Excavations	SW82
7.12	Working at heights	SW82
7.13	Cranes and lifting equipment.....	SW83
7.14	Temporary Works (Scaffolding, support work, formwork).....	SW83
7.15	Auditing	SW83
7.16	Mechanical installations.....	SW84

HARRY GWALA DISTRICT MUNICIPALITY

CONSTRUCTION OF WATER SUPPLY INFRASTRUCTURE FOR IDENTIFIED VILLAGES IN UMZIMKHULU – MASAMINI – MBUZWENI WATER SUPPLY

HGDM 709/HGDM/2020

7.17	Communication on Site.....	SW84
7.18	Care of Workers on Site (Welfare)	SW84
7.19	Discipline, Alcohol and Substance Abuse	SW84
7.20	Electrical Equipment	SW85
7.21	HIV and AIDS Programme.....	SW85
7.24	Safety Conflict.....	SW85
8.	HEALTH AND SAFETY FILE	SW85
9.	NON-CONFORMANCES	SW86
9.1	Failure to Comply with Provisions	SW87
10.	MEASUREMENT AND PAYMENT	SW87

ANNEXURES

ANNEXURE A:	EXAMPLE HEALTH AND SAFETY AUDIT DOCUMENT
ANNEXURE B:	CLOSE OUT REQUIREMENTS
ANNEXURE C:	NON-CONFORMANCES
ANNEXURE D:	CONTRACTORS MONTHLY HEALTH AND SAFETY REPORT
ANNEXURE E:	RISK ASSESSMENT FORMAT
ANNEXURE F:	BILL OF QUANTITIES FOR OCCUPATIONAL HEALTH AND SAFETY
ANNEXURE G:	HEALTH AND SAFETY (H&S) PRE-TENDER REPORT
ANNEXURE H:	TENDER STAGE OHS PLAN EVALUATION
ANNEXURE I:	MANDATORY AGREEMENT

HARRY GWALA DISTRICT MUNICIPALITY

CONSTRUCTION OF WATER SUPPLY INFRASTRUCTURE FOR IDENTIFIED VILLAGES IN UMZIMKHULU – MASAMINI – MBUZWENI WATER SUPPLY

HGDM 709/HGDM/2020

1. LIST OF ABBREVIATIONS

AIA	Approved Inspection Authority
BoQ	Bill of Quantities
CC	Compensation Commissioner
CR	Construction Regulations
DMR	Driven Machinery Regulations
DoL	Department of Labour
FEMA	Federated Employers Mutual Association
GAR	General Administration Regulations
GSR	General Safety Regulations
HCSR	Hazardous Chemical Substances Regulations
HIRA	Hazard Identification Risk Assessment
H&S	Health and Safety
ER	Engineer's Representative
LI	Labour Intensive
OH	Occupational Health
OHSA	Occupational Health and Safety Act No. 85 of 1993 (as amended)
OHSS	Occupational Health and Safety Specification
PSHSS	Project Specific Health and Safety Specification
PC	Principal Contractor
PPE	Personal Protective Equipment
SANS	South African National Standards (Authority)
MSDS	Material Safety Data Sheet
SMME	Small, Micro, Medium Enterprise
SWP	Safe Work Procedure

HARRY GWALA DISTRICT MUNICIPALITY

CONSTRUCTION OF WATER SUPPLY INFRASTRUCTURE FOR IDENTIFIED VILLAGES IN UMZIMKHULU – MASAMINI – MBUZWENI WATER SUPPLY

HGDM 709/HGDM/2020

2. DEFINITIONS

The definitions used will be those set out in the Construction Regulations, Gazette No 37305 of 7 February 2014 which are hereunder further emphasised with the following additions:

Client: Harry Gwala District Municipality

Construction Site:

Means a work place where construction work is being performed

Construction Supervisor:

Means a competent person responsible for supervising construction activities on a construction site

Designer: Means a competent person appointed by the Client as Agent to design, supervise and monitor construction on their behalf.

Fall Risk: Means any potential exposure to falling either from, off or into

Hazard: Source of or exposure to danger

Hazard Identification and Risk Assessment (HIRA) and Risk Control:

Means a documented plan, which identifies hazards, assesses the risks and details the control measures and safe working procedures which are to be used to mitigate and control the occurrence of hazards and risks during construction or operation phases.

Health and Safety Agent:

Means any competent person who acts as a representative for the Client in managing the projects health and safety and who is registered with the South African Council for the Project and Construction Management Profession (SACPCMP).

Health and Safety Plan:

Means a site, activity or project specific documented plan in accordance with the Clients Health and Safety Specification.

Induction Training:

Means once off introductory training on general health and safety issues given to all employees and visitors to the site before commencement of work on site.

Risk: Means the probability or likelihood that a hazard can result in injury or damage.

Regulation/s:

Shall mean the relevant regulation/s promulgated in terms of the Occupational Health and Safety Act, No. 85 of 1993.

HARRY GWALA DISTRICT MUNICIPALITY

CONSTRUCTION OF WATER SUPPLY INFRASTRUCTURE FOR IDENTIFIED VILLAGES IN UMZIMKHULU – MASAMINI – MBUZWENI WATER SUPPLY

HGDM 709/HGDM/2020

Temporary Works:

Means any falsework, formwork, support work, scaffold, shoring or other temporary structure designed to provide support or means of access during construction work

The Act: Means, unless the context indicates otherwise, the Occupational Health and Safety Act, No. 85 of 1993 and Regulations promulgated thereunder, as amended.

3. KEY REFERENCES

The following key references apply to the specifications:

- Occupational Health and Safety Act No. 85 of 1993 and Regulations (as amended)
- Compensation for Injury and Occupational Diseases Act No. 100 of 1993 (as amended)
- SANS Code 1921-6
- SANS Code 1200

4. INTRODUCTION

Harry Gwala District Municipality is responsible for the provision of adequate and reliable potable water and sanitation services within the district and takes cognizance that its current scope of works pose inherent risks to the health and safety of its agents and members of the public.

Each year fatalities, serious injuries and poor attitudes of Contractors mar the reputation of the Construction Industry. Harry Gwala District Municipality has a responsibility to limit its risk by ensuring a zero tolerance and better practice approach to Contractors and those affiliated to a particular project. Thus a high premium is placed on the health and safety (H&S) of Harry Gwala District Municipality stakeholders, which include its employees, professional service providers, public and its physical assets. The responsibilities that the Harry Gwala District Municipality and relevant stakeholders have toward its employees are captured in, but not limited to this document. The responsibilities stem from both moral, civil and a variety of legal obligations. The Principal Contractor is to take due cognizance of the above statement.

Harry Gwala District Municipality, as the Client and where there is an appointed H&S Agent on its behalf, shall provide a project specific Health & Safety Specification (PSHSS) for the project and provide the Principal Contractor/s making a bid or appointed to perform construction work for the project, or parts thereof.

4.1 Purpose of the Project Specific Health and Safety Specification (PSHSS)

The PSHSS is a performance specification to ensure that the Client and any bodies that enter into formal agreements with the Client viz. Agents, Professional Service Consultants (Engineers, Quantity Surveyors and Land Surveyors), Principal Contractors and Contractors achieve an acceptable level of OHS performance. No advice, approval of any document required by the PSHSS, such as hazard identification and risk assessments, or any other form of communication from the Client shall be construed as acceptance by the Client of any obligation that absolves the Principal Contractor from achieving the required level of performance and compliance with legal requirements. Furthermore, there is no acceptance of liability by the Client, which may result from the Principal Contractor failing to comply with the PSHSS, i.e. the Principal Contractor remains responsible for achieving the required performance levels.

HARRY GWALA DISTRICT MUNICIPALITY

CONSTRUCTION OF WATER SUPPLY INFRASTRUCTURE FOR IDENTIFIED VILLAGES IN UMZIMKHULU – MASAMINI – MBUZWENI WATER SUPPLY

HGDM 709/HGDM/2020

A Mandatory Agreement in terms of Section 37.2 of the OHS Act will be signed between parties prior to any works commencing.

The PSHSS highlights the aspects to be implemented over and above the minimum requirements of current legislation. Requirements may be changed should new risks or issues be identified that could not have been foreseen during the design phase of the project, or during the construction phase. Any new legislation or standards (legislated, or determined by Harry Gwala District Municipality) that are promulgated or accepted during the contract will automatically be applied.

Environmental management shall receive due attention as per the requirements of the Environmental Control Officer (ECO), but will be managed by the ECO directly.

4.2 Implementation of the Project Specific Occupational Health and Safety Specifications (PSHSS)

The project specific H&S specification (PSHSS) forms an integral part of the Contract, and PCs are required to make it an integral part of their Contracts with Contractors and Suppliers. A PSHSS will be available for each level of Contract and Contractor, and must be complied with.

This specification must be read in conjunction with the OHS Act, Regulations (as amended) and any other standards relating to work being done, and ensure compliance thereto. The information relative to the scope of the project, the works etc. are detailed in the tender, are to be considered when developing the H&S plan and associated documentation.

The OHS Act S.37.2 Mandatory Agreement must be fully completed by the PC, supplied by the Client. These documents shall be deemed to form part of the returnable Contract Documents.

No work may commence without written approval of the H&S plan by the H&S Agent, or the responsible person in the Harry Gwala District Municipality.

Should there be design changes, or change in the scope of works, an amended PSHSS may be issued. Where amended PSHSSs are issued, the PC will be required to ensure a resubmission of an amended H&S plan for approval. Further to this, the PC must ensure that similar information must be provided as it applies to the works to all their Contractors, within 5 working days following notification thereof. The H&S Agent will visit the project as deemed necessary by the Designer and the H&S Agent to ensure compliance and limit risk. All activities on the site and all appropriate documentation will be monitored and reported on to the Client and the Designer.

Non-conformances will be issued and penalties or work stoppage will be issued where appropriate. Communication between the H&S Agent and the PC will be through the Designer (or Client's responsible person) as determined at the commencement of the project.

4.3 Requirements at Tender Stage

Tenderers are required to submit a pre-tender H&S plan with their Tender submission.

The documentation submitted will be used to assess the competence of the tenderer, as required in the CRs, therefore the information submitted needs to be complete and as close as possible to the final product.

HARRY GWALA DISTRICT MUNICIPALITY

CONSTRUCTION OF WATER SUPPLY INFRASTRUCTURE FOR IDENTIFIED VILLAGES IN UMZIMKHULU – MASAMINI – MBUZWENI WATER SUPPLY

HGDM 709/HGDM/2020

Adequate pricing for H&S is required, and the appropriate section in the BoQ is to be completed. Failure to do so could result in the Tender being regarded as non-responsive.

The PC shall ensure adequate information is submitted as supporting documentation with his completed Tender. Such information will be assessed against the criteria listed and a score provided to the Bid Award Committee (BAC) for consideration. Failure to provide such information could render the tender application non-responsive.

A project specific H&S Plan in response to this PSHSS will be subject to approval by the H&S Agent. This must include all supporting documentation as required to verify the H&S system:

- A declaration to the effect that he has the competence and necessary resources to carry out the work safely in compliance with the Occupational Health and Safety Act and its Regulations;
- A valid Letter of Good Standing;
- Detailed technical method statements for approval by the Designer and appropriate risk assessments and safe work procedures for approval by the H&S Agent or Client:
 - Site establishment including:
 - Clearing and grubbing;
 - Exposure of services, power, telecommunication etc.;
 - Arrangements for hoarding, traffic accommodation;
 - Excavating
 - An emergency plan indicating how and where emergencies will be handled
 - Working at heights
 - Appointments of the following: Construction Supervisor; Construction Health and Safety Officer; Risk Assessor; Fall Protection Plan Developer; First Aider.
 - An organogram of the site relationships showing at least the above appointments

Further method statements are to be submitted prior to, and during the project where changes or new work is required, and the approval of the Designer/Client is required before work on that aspect or activity can commence. The H&S Officer is to be included in production planning sessions/meetings to ensure that the appropriate risk assessments, safe work procedures and communication required are available and completed timeously. Penalties will be applied should this not be adhered to, and deemed a serious offence.

5. GENERAL REQUIREMENTS

5.1 Summary of Risks identified during Design

The intention of the summary of findings from the design risk assessment is to highlight the residual risks identified during the design phase. The summary of risks provided is to point the contractor towards some risks he may not be aware of during tendering stage and while developing his formal risk assessments for the project.

The design risks and the management thereof should be included in the Principal Contractors (PC) risk assessments. Where there are other Contractors appointed to do work, the PC is to ensure that Contractors include such information in their risk assessments.

The Contractor is herein advised that no other residual risks remain which the designers judged as significant and unusual other than those risks that a competent Contractor can reasonably be expected to know or deduce from the documents prepared for this project and supplied to them.

5.2 Specified Hazardous Chemical Substances

The following lists of products or substances are those which have been identified as likely to be used on the project. This list is not inclusive and other products may be considered. Where the PC is likely to supply the product as the product has not been specified, material safety data sheets (MSDSs) need to be considered prior to all selections.

PRODUCTS or SUBSTANCES	POTENTIAL HEALTH OR OTHER RISKS
Cement	<ul style="list-style-type: none"> • Hand mixing may occur, 50kg bags are an ergonomic risk from handling. • Pumping of concrete may produce extensive vibration, extended hours of work, and potential eye, skin and respiratory irritant from dust exposure, chromates.
Cement/Silica dust	Caused by cutting, grinding, sanding of any concrete/granite/tiled surface/masonry resulting in occupational respiratory health illness or disease
Petrol/diesel/lubricants	Potentially a fuel bowzer on site. Fire, spillage, fumes
Adhesives	Used as a bonding agent and may result in contact Dermatitis and occupational respiratory illness or disease from prolonged exposure
Plaster/mortar/screeds	Contact with products may result in Dermatitis and occupational respiratory illness or disease from prolonged exposure
Sealants/joint fillers	Contact with products may result in Dermatitis and occupational respiratory illness or disease from prolonged exposure
Welding fumes	Inhalation of fumes may result in occupational respiratory illness or disease from prolonged exposure
Lime	The product is classified an irritant, irritating the respiratory system, skin and risk of serious damage to eyes. In contrast to the powder itself, the product, when diluted with water, can produce severe skin damage in humans, (<i>alkaline burns</i>), especially if prolonged skin contacts takes place.
Paints	Contact with different paints may result in Dermatitis and occupational respiratory illness or disease from prolonged exposure

6. OCCUPATIONAL HEALTH & SAFETY MANAGEMENT

6.1 Structure and Organization of H&S Responsibilities

6.1.1 Notification of Commencement of Construction Work

The Client shall notify the Provincial Director of the Department of Labour (DoL) in writing, in the form of the Annexure 1 in the CRs for all projects requiring a work permit in terms of CR 3.

HARRY GWALA DISTRICT MUNICIPALITY

CONSTRUCTION OF WATER SUPPLY INFRASTRUCTURE FOR IDENTIFIED VILLAGES IN UMZIMKHULU – MASAMINI – MBUZWENI WATER SUPPLY

HGDM 709/HGDM/2020

The PC who intends to carry out any construction work other than work noted in CR 3 shall notify the Provincial Director in writing in the form of the Annexure 2. This shall occur after the award of the contract, but before commencement of construction work. Proof of submission and/or receipt must be provided and kept in the H&S file. Work will not commence without the Notification being correctly completed and signed by the Client and proof of receipt by the Department of labour received. The Notification shall only be signed by the Client following the approval in writing by the H&S Agent, or the Client.

Where changes to the conditions given in the submission are required (i.e. Contractors, completion dates, increase in workers), a revised Annexure 1/2 must be submitted to the Department of Labour. The completion date is to include the defect and liability period. A copy of the notification form and any further submissions/correspondence must be kept in the H&S file.

6.1.2 Health and Safety Plan Framework

The H&S aspects related to the project outlined in the previous sections are to be taken into account when drawing up the H&S Plan. The PC is required to demonstrate competence by providing an H&S system that will address the requirements of the project.

The current legislative requirements, SANS codes and any other standards that may guide practice are to be taken into consideration. The following aspects must be addressed in the H&S Plan as they play a role in reducing the overall risk of a particular activity, or section of the project. The H&S Agent may from time to time request additions or systems as they relate to the works or legislative requirements at the time.

The PC is to prepare a site layout drawing to indicate at least the following:

- The positions of site offices of all Contractors, toilets, drinking water and worker rest areas;
- Indicate the positions of emergency personnel and equipment (fire, first aiders, first aid posts);
- Protection of plant and pedestrians, indicate parking, and
- Storage areas (materials and equipment, waste etc.)
- Access and egress to site for deliveries and intended temporary traffic management
- Emergency assembly point

Such layouts are to be updated regularly throughout the project.

6.1.3 Appointment of Competent Site Personnel

The CEO (OHSA S16.1) of the PC will take overall responsibility for the appointment of competent site staff for the duration of the project. Should the CEO not be personally involved in the project, the H&S responsibilities are to be delegated to the Contract Manager (OHSA 16.2). Knowledge and training in H&S is required, and certificates indicating H&S training as well as experience to be included in CVs.

All other legal appointments are to be made with relevance to the type of work required and kept current with the project programme. The construction team is to ensure the appointed H&S Officer is kept up to date with all planned activities, to ensure all H&S requirements are met.

All construction/technical method statements are to be generated by senior site personnel, and the appropriate risk assessments developed therefrom in conjunction with the H&S Officer.

HARRY GWALA DISTRICT MUNICIPALITY

CONSTRUCTION OF WATER SUPPLY INFRASTRUCTURE FOR IDENTIFIED VILLAGES IN UMZIMKHULU – MASAMINI – MBUZWENI WATER SUPPLY

HGDM 709/HGDM/2020

The Occupational Health and Safety Plan shall include the following, but is not limited to the following key appointments:

6.1.4 Construction Supervision

Competent supervisors will be appointed to manage part or all of the works and have training and/or experience in the area of responsibility. All site supervisors must show evidence of appropriate training in H&S, and an understanding or training in areas of responsibility (i.e. risk assessments, method statements etc.).

Curriculum Vitae (CVs) are to be submitted for approval by the Designer, and/or Client. The Supervisor will be held responsible for the safety of working teams and subordinates, housekeeping and stacking and storage of materials.

6.1.5 Construction Health and Safety Officer

The PC will employ at least one competent, full-time or part time H&S Officer for the duration of the contract depending on the nature of the hazards on site and subsequent risks. The H&S Officer's CV is to be submitted for approval by the H&S Agent or the Client, at time of tender. The PC is to ensure adequate resources are provided in order to undertake all responsibilities (i.e. mobile phone, computer and internet access, vehicle etc.) Qualifications shall include at least Grade 12, SAMTRAC/NEBOSH/Diploma in H&S qualifications or similar together with additional appropriate short courses (ie. Fall Protection Developer, Risk Assessor, Basic Firefighting and First Aider Level 1) with exposure to civil engineering and building that is appropriate given the level of project complexity and registration with SACPCMP. An in-depth knowledge of legislative requirements and the application thereof is required. The site supervisor may not act as the H&S Officer.

The H&S Officer/s will be held responsible for all H&S on the project.

- Senior site staff and supervision, Contractors are to follow systems, instructions etc. given by the H&S Officer at all times;
- No new workers or Contractors may commence work without approval or following the H&S plan as submitted, and
- No inductions of Contractor staff until the H&S documentation is approved by the H&S Officer.
- The H&S Officer/s may not be removed or replaced without the approval of the H&S Agent, nor may the site be left unattended for more than 1 day without adequate, competent cover.

A monthly report of all H&S activities and incidents is required by the end of the first week of each month, or at a date agreed to by the H&S Agent/Client and the H&S Officer. An example of the monthly report is attached as an *Annexure D*.

The H&S Officer will be responsible for collating the H&S documentation at the close out of the project in electronic format. A list of the typical aspects that should be provided is available as *Annexure B* to this document. The PC is to ensure that all Contractors documentation follows the same requirements and closed out H&S documentation must be completed and be available with the close out of the main contract.

Failure to do so will be considered a serious offence and penalties applied.

6.1.6 Traffic Safety

The H&S Officer will be responsible for ensuring that daily traffic management is adequately managed and additional care must be taken where workers and public interface.

No worker may be transported in, or on the rear of construction vehicles (bakkies included), or with plant and materials to, on, or from site. The number of passengers in any vehicle is limited to what is stated on the license disc. Vehicles used to transport workers to, from, or on site, shall have secure seats and be covered. No canopies may be used.

Tenderers must indicate in their OHS plans what type of transport is envisaged and how this will be managed.

Penalties will be issued for non-compliances noted.

6.1.7 Health and Safety Representatives and H&S meetings

H&S Representatives representing workers and Contractors are to be appointed following the startup of the project, irrespective of the number of workers on site. The appointed H&S Representatives are to be actively involved with H&S and will assist the H&S Officer and site management in meeting legislative duties.

The H&S Officer shall further ensure that H&S is discussed at all internal production or progress meetings. Issues arising from the H&S Agent audits are to be discussed, as well as all H&S related issues.

Minutes are to be kept for all H&S interventions and meetings. Failure to do so will be deemed to be a moderate offence.

6.1.8 Appointment of Competent Contractors

The Principal Contractor is to ensure compliance with the Clients minimum standards and all legislative requirements. The same H&S standards required of the PC are to be applied to all Contractors. An index of all Contractors and Suppliers is to be on file and kept updated at all times. The PC is to ensure there is sufficient funding for H&S compliance by each Contractor.

The following minimum aspects are applicable to any Contractor appointed:

- The H&S Officer is to ensure a Contractors appointment and approval of H&S documentation at least seven (7) working days prior to commencing work.
- No Contractor may work under the PCs Compensation registration number. If required the PC may assist SMMEs with their registration with the Compensation Commissioner. However, such Contractors will not be able to commence work until proof of registration or Letter of Good Standing has been received.
- No work may commence without Mandatary agreements between parties in place.

The following aspects are applicable to Suppliers or short-term works (surveying, repairs, servicing, deliveries etc). Cognisance is to be taken of the level of risk involved and the H&S Officer is to ensure the level of H&S documentation is appropriate:

- Mandatary agreements in place
- Letter of Good Standing
- Method statements and risk assessments
- Available information relative to:
 - Load testing and registers for cranes or lifting devices

HARRY GWALA DISTRICT MUNICIPALITY

CONSTRUCTION OF WATER SUPPLY INFRASTRUCTURE FOR IDENTIFIED VILLAGES IN UMZIMKHULU – MASAMINI – MBUZWENI WATER SUPPLY

HGDM 709/HGDM/2020

- Medical certificates of fitness
- Material Safety data sheets (MSDSs)

Failure to provide written approval of H&S documentation will be considered a serious offense, and could result in aspects of, or all the activities being stopped and penalties implemented.

7. GENERAL RISK MANAGEMENT

7.1 Health Risks and Medical Surveillance

The appropriate MSDSs are to be obtained for all products and used to develop the H&S documentation as they relate to the works. Many of the processes may be labour intensive and ergonomic risks are to be noted. All workers (including Contractors) are to be included in the medical surveillance programme.

Workers will be exposed to noise, dust, and physical risks from extended periods of work of a repetitive nature, materials specified and the general nature of the works.

All workers (including those of Contractors) are required to be in possession of a medical certificate of fitness prior to commencing work.

Full medical records are not to be placed in the H&S file. Given the potential health risks the following aspects are to be included in each medical surveillance intervention:

- Full medical, surgical and occupational history;
- Full physical examination of all systems; and
- Referral if required for the management of identified health issues that may affect the worker.

Specific testing for existing conditions and limitations relative to exposure could include, but are not limited to:

- Audiometry (hearing tests); and
- Any other tests identified as relevant from chemical or specifically identified risks of exposure

Failure to do so will be considered a serious offence.

7.2 Noise Risks

All plant from plant hire companies (suppliers) or that of the PC is to be compliant with the Noise Induced Hearing Loss Regulations. Plant identified that has not been tested and marked for noise emissions will result in having to be tested at the Contractors or PCs expense. Failure to do so within a reasonable time period will result in such plant being removed from site.

Audiometric testing of all workers is noted as required in the medical surveillance programme for all permanent workers prior to work commencing. Temporary labour working in identified noise areas will require testing if the noise levels are indicated on plant or through processes as greater than 85dB. Audiometry records are to be available in the H&S file.

Suitable SANS approved hearing protective equipment shall be issued and worn where noise levels are identified as equal to or greater than 85dB.

Failure to do so will be considered a serious offence.

7.3 Emergency Procedures

A simple emergency plan and procedure that is appropriate to the risks is required prior to commencement on site. It is advised that the system should be simple and easy for any worker to follow. The plan may be adapted should new information or risks are identified.

The procedure shall detail the response plan in relation to the works, and include at least (*but are not limited to*) the following key elements:

- Appointment of a competent emergency response co-ordinator
 - Site Camp Fire;
 - Public injury, Motor vehicle accidents;
 - Falls from heights;
 - Serious injury to workers (medical or work-related); and
 - Any other major risks identified during risk assessments

The emergency plan is to ensure the inclusion of local service providers where possible. Such arrangements should be made with these persons prior to the commencement of the project. The general principals of emergency management are to be applied as it applies to the hierarchy of control and management.

7.4 First Aiders and First Aid Equipment

At least 1 first aider will be trained to Level 3. First aiders shall be available and accessible on site at all times, and be able to work as a team when responding to any emergency on the project.

Contractors are expected to ensure compliance and provide/manage their own first aiders and equipment. The number of First aiders will be determined by the complexity and exposed risks of the project, not numbers of workers

Appropriately stocked first aid kits are to be available at all times and to assure continual availability and access on site.

7.5 Fires and Emergency Management

The emergency plan is to include the risk of fire on site and related to any specific activities where gas, welding, cutting etc. occur.

Fire extinguishers will be appropriate for the risk and in sufficient numbers to deal with the type of fires that could occur. All mobile plant is to have fire extinguishers. Hot work permits are required for any such activities.

7.6 Incident Management and Compensation Claims

All incidents and accidents are to be investigated. All serious incidents involving any form of disabling injury or fatality are to be reported to the Designer /Client /H&S Agent immediately. This shall be confirmed in writing following the incident. Full details are to be included in each site meeting or when the Client visits site. A summary of incidents is to be included in the monthly report.

Failure to comply with emergency provisions will be considered a serious offence, and the operation or project may be stopped if deemed inadequate for the work at the time of assessment or site inspection.

7.7 Personal Protective Equipment (PPE) and Clothing

The PC is to provide a procedure as an addendum to indicate how PPE is managed within the Company.

The wearing of the identified SANS approved PPE at all times is non-negotiable. The PC shall ensure that all workers (Including Contractors) are issued with and shall wear:

- Hard hats;
- Protective footwear;
- Overalls that ensure worker visibility;
- Eye protection;
- Hearing protection;
- Reflective jackets (no bibs)
- Respiratory protection (minimum of FF2), and
- Any other necessary PPE identified from MSDSs and/or risk assessments.

Adequate quantities of PPE shall be available. This shall include necessary PPE for visitors. The procedure for managing PPE is to be in a formal procedure submitted with the H&S plan for approval.

Any person (*including Client, Designers etc.*) found on site without the necessary PPE will be removed from site until the PPE is supplied and worn.

Failure to comply will result in penalties being applied.

7.8 Occupational Health and Safety Signage

On-site H&S signage is required. Signage shall be posted up at fixed or temporary working areas, or other potential risk areas/operations. These signs shall be in accordance with the requirements of the General Safety Regulations or SANS requirements as amended. Signage is to be noted on the site drawings indicating where fixed/temporary signage is required.

Temporary signage is to include (*but not be limited to*) the following:

- 'Report to site office' / 'Warning: Construction Site – Keep out' or similar;
- 'Site office' (if relevant);
- 'hard hat area' or other PPE requirements noted;
- First aid box positions (*including vehicles*); and
- Fire extinguishers.

Signs shall be posted at areas of work on site indicating that a construction site is being entered and that persons should take note of H&S requirements.

Failure to comply will result in penalties being applied.

7.9 Induction of Employees and Visitors, General H&S Training

A simple, formal induction programme is to be submitted as an addendum for approval with the H&S plan. Inductions must be carried out for all workers and visitors (*including Client, Designers*) to the site.

Pre-task training is required to ensure workers are familiar with the risks and H&S measures of the work or tasks to be done. Such training is to be done at least daily. A record of inductions and pre-task training is to be kept in the H&S file.

Any person found on site without proof of induction will be removed from site until the proof is supplied and, and a penalty issued per non-compliance.

7.10 Management of Plant and Equipment

Close control of plant and equipment is required, including that of Contractors.

Daily monitoring of all plant and equipment is required prior to commencing work. Full lists of hired and own plant are to be available at the H&S Agent's/Client audit. All daily inspection records are to be kept in the H&S file or Contractors where plant and equipment is brought onto site. Registers are not to be more than 1 week behind.

Only competent, medically fit plant operators are to be used. Medical certificates of fitness are required for all operators. Any plant or slings used to lift plant or material require annual load testing by an AIA, and all certificates must have the testers LMI/E number. Operators are to be adequately trained and certified to operate mobile cranes or crane trucks. Certificates and registers are to be placed in the H&S file.

Failure to do so will be considered a serious offence.

7.11 Excavations

A procedure for managing excavations is to be provided as an addendum to the H&S plan describing how excavations are to be managed.

Excavation method statements are to be approved by the Designer and associated risk assessments are required. Designs by competent persons are required where ground conditions are deemed to require shoring.

A competent person is to be appointed for managing all excavations. A permit system is to be available and used for all excavations. All equipment and ground conditions are to be checked daily and prior to work commencing.

Excavations should preferably not be open beyond what can be closed daily. Where excavations need to remain open, all excavations are to be properly protected. Adequate stakes with 1m high demarcation and berms/spoil are required to be a safe distance from the edge of the angle of repose. Danger tape may not be used to demarcate excavations. Cognisance is required of the surrounding area and increased levels of protection are required where work is in the vicinity of members of the public.

Work will be stopped and penalties applied to any work in excavations that is not compliant.

7.12 Working at heights

A Fall Protection Plan (FPP) is to be available and supplied as an addendum to the H&S plan. The FPP must be appropriate for the project. Method statements, appropriate risk assessments, safe work procedures and training are to be available prior to work commencing.

Construction drawings shall be required for all temporary structures as they relate to the project. The drawings shall be accompanied by full calculations, design loads and any relevant test results as required by the SANS code, and ensure adequate allowance for the development of appropriate documentation and training. All drawings are to be checked and signed by a

HARRY GWALA DISTRICT MUNICIPALITY

CONSTRUCTION OF WATER SUPPLY INFRASTRUCTURE FOR IDENTIFIED VILLAGES IN UMZIMKHULU – MASAMINI – MBUZWENI WATER SUPPLY

HGDM 709/HGDM/2020

competent structural engineer (registered with ECSA).

The focus for working at height shall include fall restraint systems where possible except during assembling or dismantling top components or where it is not deemed safe. The relevant SANS codes are to be applied as they apply to the works and the project, such as:

- SANS 10085
- SANS 50355
- SANS 50361
- SANS 50355

Should part of the works be contracted out, competent Contractors are to be appointed and submit documentation according to the project requirements. The PC is to note if such work is to be contracted to specialists in the H&S Plan. The plan is to be developed by and work managed by a competent person for the duration of the project. The following aspects must be included:

- The public are to be protected at all times by way of hoarding, barricading or fencing
- Notices to be posted
- Restrictions or stoppage when weather conditions are deemed hazardous
- Permit system for working at heights
- Prevention of falling tools or equipment
- Link to emergency plan regarding rescue
- All workers are to be in possession of valid certificates of fitness that extend for the duration of the works. Note the requirements in the section relating to medical surveillance.
- Registers and all relevant documentation are to be placed in the H&S file.

Work will be stopped and penalties applied to any work at heights that is not compliant.

7.13 Cranes and lifting equipment

Should any form of lifting device or crane (fixed or mobile) be used during the project for deliveries, moving of supplies or equipment, the appropriate documentation must be made available. Method statements, risk assessments, safe work procedures and training are to be available prior to work commencing. A procedure for managing loads and lifting must be made available as an addendum to the H&S Plan.

7.14 Temporary Works (Scaffolding, support work, formwork)

Temporary works must be properly designed and signed off by a competent person who has sufficient experience in the design of the type of temporary work in question to be able to assess the design. The appropriate competent persons are to be appointed to manage and monitor such works to the satisfaction of the Engineer and H&S Agent. Records and registers are to be properly completed and kept in the H&S file. If temporary works are to be erected by a Contractor, this must be notified to the Designer/H&S Agent.

Failure to do so will be considered a serious offence.

7.15 Auditing

Frequency of external auditing by the H&S Agent or Client will be as agreed with the Client and Designer but will at least conform to the requirements of the Construction Regulations. The site will be inspected and the documentation audited relative to the activities and H&S plan. The H&S

HARRY GWALA DISTRICT MUNICIPALITY

CONSTRUCTION OF WATER SUPPLY INFRASTRUCTURE FOR IDENTIFIED VILLAGES IN UMZIMKHULU – MASAMINI – MBUZWENI WATER SUPPLY

HGDM 709/HGDM/2020

Officer of the PC must accompany the Client, or the H&S Agent, on all audits and inspections. Not all audits will be, or need be announced.

The PC will ensure that all their Contractors are audited at a frequency determined by the H&S Agent or Client. Audit frequency may be increased if Contractors are not performing adequately. Audit results will be acted upon and non-conformances and penalties issued where deemed appropriate. The Client, Designer or H&S Agent may act or require further outcomes if non-compliances are noted or unsafe acts are noted on site.

Internal audits are to include site conditions as well as ensuring H&S files are appropriate, and compliant. Comprehensive audit reports are to be made available, the format of the audit reports are to be acceptable by the H&S Agent.

The PC will be audited using a template as supplied in the tender document. The audit template will be adjusted from time to time relative to the activities on site. A similar process is to be used by the PC when auditing their Contractors on site. Compliance with legislative requirements and the systems provided by the PC to manage the H&S on site will be measured. Full compliance is required. Time limits for corrective actions will be set and must be adhered to.

Failure to address findings or non-conformances will be considered a serious offence.

7.16 Mechanical installations

All mechanical installations are to be carried out in conformity with the manufacturer's instructions. Method statements and risk analyses must be compiled for each type of installation. A competent person must be designated to supervise the work.

7.17 Communication on Site

All H&S communication during the project between the H&S Agent and the PC will be done through the Engineering Consultant and be in writing, including the issue and responses to non-conformances and H&S audit results.

Failure to address issues timeously will be considered a serious offence.

7.18 Care of Workers on Site (Welfare)

Adequate toilets, clean, safe drinking water and decent shelter will be afforded workers at all times. Toilets will be within reasonable distance of workers, or placed with each working team in safe, with reasonable privacy. Hand washing facilities will be provided. Arrangements made where existing facilities are shared with existing users must be made in writing and placed in the H&S file.

Failure to ensure compliance will be considered a serious offence.

7.19 Discipline, Alcohol and Substance Abuse

All employees (management included) are to follow instructions given in the interest of H&S. A disciplinary procedure is to be developed and disciplinary action is to be imposed on those who do not follow such instructions or company rules or policies.

HARRY GWALA DISTRICT MUNICIPALITY

CONSTRUCTION OF WATER SUPPLY INFRASTRUCTURE FOR IDENTIFIED VILLAGES IN UMZIMKHULU – MASAMINI – MBUZWENI WATER SUPPLY

HGDM 709/HGDM/2020

No person is allowed to work or access site if under the influence of alcohol or other substances that could impact on their own or others safety. The PC is to have a drug and alcohol policy available to manage such instances.

These requirements are applicable to any employee of any organization providing services on site. Penalties may also be applied by the Client, OHS Agent or Engineer.

7.20 Electrical Equipment

In addition to the requirements of the Electrical Machinery Regulations and the General Machinery Regulations any electrical distribution board used for construction work shall be fitted with suitable earth leakage protection. Leads must be properly and firmly connected. Plugs and sockets shall be in good and safe condition.

All electrical apparatus, other than electrical hand tools, shall have a physical “lock out” system which will prevent any operation other than that authorized by a supervisor. A “lock out” sign shall be displayed when the apparatus is not in use. Method statements and safe work procedures will be required for all work involving electrical apparatus.

7.21 HIV and AIDS Programme

The PC shall reduce the risk of transfer of HIV between and amongst construction workers and the local community, raise awareness amongst construction workers of the risk of infection with HIV, promote early diagnosis and assist affected individuals to access care and counselling by:-

- making condoms that comply with the requirements of SANS 4074 available for the duration of the contract to all construction workers at points on the site which are readily accessible and suitably protected from the elements
- either by placing and maintaining HIV/AIDS awareness posters of the size not less than an A1 in areas which are highly trafficked by construction workers or providing construction workers with a pamphlet in languages largely understood by the construction workers which reinforces the outcomes of the HIV/AIDS awareness programme
- encouraging voluntary HIV/STI testing
- providing information concerning counselling, support care of those that are affected

7.22 Safety Conflict

Where any conflict exists between the requirements of this PSHSS, the Site Rules or Statutory Requirements/Regulations the higher standard must apply unless such conflict is brought to the attention of the Client or H&S Agent and a direction provided. The PC is deemed to have allowed for the higher standard.

The PC is legally responsible for ensuring that he conforms to all applicable aspects of the Occupational Health and Safety Act 85/1993 and Regulations (OH&S Act) and other relevant Acts and Regulations. If in dispute with the PSHSS and other legislation the most stringent requirement must apply.

8. HEALTH AND SAFETY FILE

HARRY GWALA DISTRICT MUNICIPALITY

CONSTRUCTION OF WATER SUPPLY INFRASTRUCTURE FOR IDENTIFIED VILLAGES IN UMZIMKHULU – MASAMINI – MBUZWENI WATER SUPPLY

HGDM 709/HGDM/2020

The documentation submitted and approved following the awarding of the contract will be used to form the H&S file. The H&S file is required to be laid out in a logical manner, and documentation filed within the file is to be easily accessible.

The following completed information shall be included (*but not be limited to*) as part of the index:

- The PSHSS;
- The H&S Plan and the approval by Client;
- Appointment by Client;
- Mandatary agreement with Client;
- Notification of construction work;
- A record of all working drawings, calculations and design where applicable;
- Detailed list of Contractors with contact details, appointments, Mandatories etc., H&S specifications issued;
- Record of Competencies (CVs) and appointments;
- Training Records;
- Permits;
- Method statements;
- Risk assessments;
- Safe work procedures;
- Emergency and injury management;
- Material Safety data sheets
- Medical surveillance records;
- Registers; and
- Records of audits, minutes etc.
- Plant lists
- Temporary electrical installations
- Employee records (*who is on site*)

9. NON-CONFORMANCES

Should, at any time, the works, or part of the works, be stopped due to unsafe acts or non-compliance with the Clients or PCs H&S Plan; neither the PC nor any other Contractor shall have a claim for extension of time or any other compensation.

The following constitute examples of the types of non-conformances that will attract penalties:

Minor: Penalty: R50/count	Medium: Penalty: R500/count and a non-conformance	Severe Penalty: R5000/count, a non-conformance and/or activity stoppage
Non-use of PPE supplied	Toilets not supplied or regularly serviced; lack of drinking water	Contractors working without Health and Safety Plan approval
Non completion of registers for plant and equipment on site	Contractors not audited	Workers transported in contravention of the OHS plan or legal requirements
Lack of H&S signage at work areas	Working without training or the appropriate, approved H&S method statements	Invalid Letters of Good Standing
Tools and equipment identified in poor condition	Legal non-conformances identified during the	Non-compliance with traffic accommodation

HARRY GWALA DISTRICT MUNICIPALITY

CONSTRUCTION OF WATER SUPPLY INFRASTRUCTURE FOR IDENTIFIED VILLAGES IN UMZIMKHULU – MASAMINI – MBUZWENI WATER SUPPLY

HGDM 709/HGDM/2020

Minor: Penalty: R50/count	Medium: Penalty: R500/count and a non-conformance	Severe Penalty: R5000/count, a non-conformance and/or activity stoppage
during inspections	previous audit and not addressed within the agreed time frame	requirements: layout or physical conditions
	No monthly OHS report at site meeting to report on	Any serious breach of legal requirements
	No certificates of fitness for workers as required	
	Working without approved method statements	

9.1 Failure to Comply with Provisions

Failure or refusal on the part of the PC or their Contractors to take the necessary steps to ensure the safety of workers and the general public in accordance with these specifications or as required by statutory authorities or ordered by the Principal Agent (PA), shall be sufficient cause for the PA to apply penalties as follows:

- (i) A penalty as shown in the Table above shall be deducted for each and every occurrence of non-compliance with any of the requirements of the PSHSS.
- (ii) In addition a time-related penalty of R500,00 per hour over and above the fixed penalty may be deducted for non-compliance to rectify any non-conformance within the allowable time after a site instruction to this effect has been given by the PA. The site instruction shall state the agreed time, which shall be the time in hours for reinstatement of the defects. Should the Contractor fail to adhere to this instruction, the time-related penalty shall be applied from the time the instruction was given.

10. MEASUREMENT AND PAYMENT

The payment items for Occupational Health & Safety are contained in the Bill of Quantities. The same rules are applicable in respect of the pricing of these items as for every other payment item. Attention is drawn to the Pricing Instructions in this document.

Item and Unit

C.01 Preparation of Contractor's Project Specific Health and Safety Plan. (Lump Sum (L.S))

The rate for this item must cover all expenses incurred in preparing the Contractor's project specific Health and Safety Plan as required by the Client's project specific Health and Safety Specification in this document.

C.02 Principal Contractor's initial obligations in respect of the Occupational Health and Safety Act and Construction Regulations. (Lump Sum (L.S))

The full amount will be paid in one instalment only when the Client's Agent has verified and approved the following

HARRY GWALA DISTRICT MUNICIPALITY

CONSTRUCTION OF WATER SUPPLY INFRASTRUCTURE FOR IDENTIFIED VILLAGES IN UMZIMKHULU – MASAMINI – MBUZWENI WATER SUPPLY

HGDM 709/HGDM/2020

- (a) The Principal Contractor has notified the Provincial Director of the Department of Labour in writing of the project, Annexure 2 to the Regulations.
- (b) The Principal Contractor has made the required initial Appointments of Employees and Contractors.
- (c) The Client has approved the Principal Contractor's project Health and Safety Plan.
- (d) The Principal Contractor has set up his Health and Safety File.

C.03 Principal Contractor's time related obligations in respect of the Occupational Health and Safety Act and Construction Regulations. (Month (Mth))

The amount shall represent full compensation for that part of the Principal Contractor's general obligations in terms of the Occupational Health and Safety Act and Regulations which are mainly a function of time. Payment will be made when the Client's Agent has verified the Principle Contractor's compliance as part of the audit. This will include the updating and administration of the Health and Safety file.

C.04 Provision of Personal Protective Equipment (PPE) as listed in the Bill of Quantities. (Number (No))

The rates for these items shall include for the procurement, delivery, storage, distribution and all other actions required for the supply of PPE to the employees of the Principle Contractor, full or part time, requiring them. Sub-Contractors are responsible for their own costs in this regard. Any items of PPE not included on the list will be paid for only after the PA has agreed to their acquisition.

Items listed will include, among others which may be noted, are: hard hats, reflective vests, high visibility overalls, protective foot wear, fall arrestor harness, gloves, ear muffs, earplugs and dust masks of appropriate type. Normal items such as standard overalls, waterproof clothing, gum boots and standard workshop safety equipment such as welding masks and goggles will not be paid for.

Payment will be based on the issues register for PPE as kept by the Construction Health and Safety Officer, backed up by paid invoices if requested.

C.05 Provision of a Full/Part Time Construction Health and Safety Officer (Month)

The Tender sum shall include for the cost of a Construction Health and Safety Officer on a fulltime or part time basis.

C.06 Costs of Medical Surveillance (Unit (No))

This item shall covers all costs in involved in the obtaining of baseline medical examinations of temporary labour, including operators for mobile plant as contemplated in CR 23(d) (ii); for temporary workers and workers exposed to noises at or above the limits given in the Noise-induced Hearing Loss regulations, as stipulated.

Workers in the permanent employ of the Contractor will only be paid for if their certificates require updating.

C.06 a) Initial (baseline) medical examinations, including audiometric and lung function testing.

HARRY GWALA DISTRICT MUNICIPALITY

CONSTRUCTION OF WATER SUPPLY INFRASTRUCTURE FOR IDENTIFIED VILLAGES IN UMZIMKHULU – MASAMINI – MBUZWENI WATER SUPPLY

HGDM 709/HGDM/2020

C.07 Induction Training (Unit (No))

This item shall cover all costs incurred for the health and safety inductions as set out in Regulation 7 of the Construction regulations and the proof of induction required. Payment will be made on the figures contained in the induction section of the Health and Safety File.

C.08 Provision of First Aid Boxes. (Unit (No))

The rate for this item shall cover all costs incurred in the provision and maintaining of first aid boxes.

C.09 Establishment of noise levels (Unit (No))

This item shall cover all costs involved in the establishment of noise zones in terms of Regulation 9 of the Noise-induced Hearing Loss Regulations. Where a zone has previously been established for a particular item of plant within the last two years, the test need not be repeated but must be kept valid for the duration of the Contract.

C.10 Submission of the Health and Safety File. (Lump Sum)

Expenditure under this item shall be made in accordance with the general conditions of contract.

This amount will be paid only once the Principal Contractor has met all his obligations in respect of the Occupational Health and Safety Act and the Construction Regulations and has submitted his Health and Safety File complete as envisaged on this specification to the Client's satisfaction. This must be done prior to the issue of a Certificate of Completion

ANNEXURE A

**H&S AGENT AUDIT SHEET
EXAMPLE OCCUPATIONAL HEALTH AND SAFETY AUDIT DOCUMENT**

PROJECT NAME:	
CONTRACT NUMBER:	
HEALTH AND SAFETY AUDIT No:	
CONDUCTED BY :	
DATE :	

EXECUTIVE SUMMARY

INTRODUCTION AND OVERVIEW

Scoring:

The audit has a scoring schedule, which will be used to deem compliance to what is available on site, and what the appropriate systems need to be to match them. The contractor should aim for a score of 3 on each aspect included in the audit. A low score could result in part or all of the work being stopped until compliance is reached.

HARRY GWALA DISTRICT MUNICIPALITY

CONSTRUCTION OF WATER SUPPLY INFRASTRUCTURE FOR IDENTIFIED VILLAGES IN UMZIMKHULU – MASAMINI – MBUZWENI WATER SUPPLY

HGDM 709/HGDM/2020

Scoring schedule	
If the answer is "No" the rating will be 0	
If the answer is 'not applicable' it will be noted as n/a	
If the answer is "Yes" the following ratings are applicable	
1	Requirements partially met and no implementation.
2	Requirements partially met and partially implemented
3	Requirements fully met and partially implemented
4	Requirements fully met and fully implemented
5	Requirements and implementation exceeds expectation

Key Abbreviations:

Health and Safety	H&S	Driven Machinery Regulations	DMRs
Occupational Health	OH	Regulations for Hazardous Chemical Substances	RHCSs
Construction Regulations	CRs	Pressure Equipment Regulations	PERs
General Safety Regulations	GSRs	General Administration Regulations	GARs
Explosive Regulations	ERs	South African National Standards	SANS
Noise Induced Hearing Loss Regulations	NIHLs	South African Road Traffic Safety Manual	SARTSM
Facilities Regulations	FRs		
South African Bureau of Standards	SABS		
Occupational Health and Safety Act	OHSA		

Provide a summary of site inspection, significant findings of the site inspection and the audit.

HARRY GWALA DISTRICT MUNICIPALITY

CONSTRUCTION OF WATER SUPPLY INFRASTRUCTURE FOR IDENTIFIED VILLAGES IN UMZIMKHULU – MASAMINI – MBUZWENI WATER SUPPLY

HGDM 709/HGDM/2020

CORE LEGAL RECORDS ON SITE:

This list is not conclusive – to be updated monthly relative to works in progress. However the H&S Officer is to be pro-active and pre-empt requirements with the Construction Supervisor (Site Agent). The content will be linked to the physical conditions, processes and activities noted on site, or programme.

ITEM	Legal /SPEC Ref	RECORDS TO BE KEPT	SCORE	COMMENTS	By whom	Completion Date	Contractor Close out
1.		Updated project H&S Organogram					
2.	OHSA S. 16 (1) and (2)	CEO and subordinate (if required) • Proof of Competency provided					
3.	CR 8 (1) and (2)	Designation of Construction Manager and Subordinate Person(s) • Proof of Competency provided					
4.	OHSA S. 17; GAR 7	• H&S Representatives appointed • Monthly inspections completed • Representation from Contractors					
5.	OHSA S. 18; GAR 5	• H&S Committee appointed • Minutes on file • H&S representatives reports discussed • Incidents discussed • Signed by Chair • Evidence of minutes noted					
6.	GAR 4	Copy of OH&S Act (Act 85 of 1993) available on site					
7.	CR 5(j); 7(c)(iv)	Written proof of registration / Letters of good standing					

HARRY GWALA DISTRICT MUNICIPALITY

CONSTRUCTION OF WATER SUPPLY INFRASTRUCTURE FOR IDENTIFIED VILLAGES IN UMZIMKHULU – MASAMINI – MBUZWENI WATER SUPPLY

HGDM 709/HGDM/2020

ITEM	Legal /SPEC Ref	RECORDS TO BE KEPT	SCORE	COMMENTS	By whom	Completion Date	Contractor Close out
		available on Site					
8.	OHSA S.37.2	Copy of the Mandatary (S37.2) agreement between the PC and Client					
9.	OHSA S.37.2	Mandatary agreements between PC and contractors					
10.	CR 3(1); 4(1)	Notification to Provincial Director – Annexure 1/2 Available on site					
11.	CR 5(1)(m) 7(1)(b)	<ul style="list-style-type: none"> • Copy of Principal Contractor’s Health & Safety Plan Available on request. • Letter of approval from Agent. • Health & Safety File opened and kept on site (including all documentation-required in respect of the OHSA & Regulations) • Available at all times 					
12.	CR 7(1)(b)	Copy of Principal Contractor’s Health & Safety File provided to Contractors <ul style="list-style-type: none"> • Letters of approval for each contractor on file • List of Contractors on site • Verified monthly by Agent 					
13.		Copies of technical method statements approved by					

HARRY GWALA DISTRICT MUNICIPALITY

CONSTRUCTION OF WATER SUPPLY INFRASTRUCTURE FOR IDENTIFIED VILLAGES IN UMZIMKHULU – MASAMINI – MBUZWENI WATER SUPPLY

HGDM 709/HGDM/2020

ITEM	Legal /SPEC Ref	RECORDS TO BE KEPT	SCORE	COMMENTS	By whom	Completion Date	Contractor Close out
		Designer <ul style="list-style-type: none"> • Register available, signed by Designer 					
14.	CR 9(1) OHS CR 9(3)	Risk Assessments: <ul style="list-style-type: none"> • Up to date and available on site for inspection • Review and monitoring programme adhered to • Workers trained in risk assessments 					
15.	CR9(1)(c)	Safe work procedures Procedure <ul style="list-style-type: none"> • List of available SWPs • Workers trained in SWPs • Proof of training verified 					
16.	OHS S. 13 CR 7(5)(6)	Induction programme available <ul style="list-style-type: none"> • Proof of induction training available 					
17.	CR 6(1)(2)	Structural information from Designer: <ul style="list-style-type: none"> • Geo-science technical report • Design loading of the structure • Methods & sequence of construction • Design risk assessment • Amended H&S Specification • Temporary Works Design 					

HARRY GWALA DISTRICT MUNICIPALITY

CONSTRUCTION OF WATER SUPPLY INFRASTRUCTURE FOR IDENTIFIED VILLAGES IN UMZIMKHULU – MASAMINI – MBUZWENI WATER SUPPLY

HGDM 709/HGDM/2020

ITEM	Legal /SPEC Ref	RECORDS TO BE KEPT	SCORE	COMMENTS	By whom	Completion Date	Contractor Close out
18.	CR 12(1)(3)	Temporary Works <ul style="list-style-type: none"> • Appointment of temporary works designer • Proof of Competency provided • Approved temporary works drawings • Temporary work inspection register • Competencies of erectors of temporary works • Construction method statements 					
19.	CR 13(1)(2)	Excavations: <ul style="list-style-type: none"> • Competent persons appointed • CVs available • Depth of excavations on site • Shoring in use • Registers in line with open excavations noted at site inspection 					
20.	CR 13(f) GSR 13A	Ladders: <ul style="list-style-type: none"> • Competent person appointed • Registers kept • Registers for ladders noted on site 					
21.	CR 16(1)	Scaffolding: SANS 10085 <ul style="list-style-type: none"> • Competent Erector(s) and Inspector appointed • Proof of Competency provided • Registers in place 					

HARRY GWALA DISTRICT MUNICIPALITY

CONSTRUCTION OF WATER SUPPLY INFRASTRUCTURE FOR IDENTIFIED VILLAGES IN UMZIMKHULU – MASAMINI – MBUZWENI WATER SUPPLY

HGDM 709/HGDM/2020

ITEM	Legal /SPEC Ref	RECORDS TO BE KEPT	SCORE	COMMENTS	By whom	Completion Date	Contractor Close out
22.	CR 23	Construction Vehicles: <ul style="list-style-type: none"> • Appointment of competent operators • Plant Management: • Registers on file noting daily inspections • Plant and machine lists available • Inadequacies noted on site • Transportation of workers • Registers for sample of vehicles noted on site 					
23.	CR 24	Temporary Electrical Installations and Machinery <ul style="list-style-type: none"> • Competent Person appointed • Proof of Competency provided • Updated weekly installation inspection registers in place • Updated daily inspection registers in place 					
24.	CR 25	Flammable Liquids: <ul style="list-style-type: none"> • Competent Person appointed for inspections • Proof of Competency provided • Inspection registers in place 					
25.	CR 27, ER 6 GSR 8	Housekeeping, Stacking & Storage Supervisor: <ul style="list-style-type: none"> • Appointed per work area • Proof of Competency provided • Include site conditions • Spoil areas 					

HARRY GWALA DISTRICT MUNICIPALITY

CONSTRUCTION OF WATER SUPPLY INFRASTRUCTURE FOR IDENTIFIED VILLAGES IN UMZIMKHULU – MASAMINI – MBUZWENI WATER SUPPLY

HGDM 709/HGDM/2020

ITEM	Legal /SPEC Ref	RECORDS TO BE KEPT	SCORE	COMMENTS	By whom	Completion Date	Contractor Close out
		<ul style="list-style-type: none"> Register available per area 					
26.	GSR 2	PPE: <ul style="list-style-type: none"> included in Risk Assessment PPE used and enforced Records of Issue kept Training to use (Induction) Registers for condition checks 					
27.	RHCSs CR 7; 23 GSR 4	Hazardous Chemical Use and Storage <ul style="list-style-type: none"> Competent Person/s appointed Proof of Competency provided Risk Assessments include use of HCSs Register of HCS kept/used on Site Flammable Store Bulk diesel storage Material Safety Data Sheets on file and utilised Other 					
28.	GSR 3	Emergency management: <ul style="list-style-type: none"> First aiders available through project Level 1 First aid boxes through site Evacuation procedures Registers available (noted on site) 					
29.	GAR	Incident Management:					

HARRY GWALA DISTRICT MUNICIPALITY

CONSTRUCTION OF WATER SUPPLY INFRASTRUCTURE FOR IDENTIFIED VILLAGES IN UMZIMKHULU – MASAMINI – MBUZWENI WATER SUPPLY

HGDM 709/HGDM/2020

ITEM	Legal /SPEC Ref	RECORDS TO BE KEPT	SCORE	COMMENTS	By whom	Completion Date	Contractor Close out
		<ul style="list-style-type: none"> • Emergency co-ordinator appointed • Proof of Competency provided • Emergency plan appropriate • Emergency level included in Risk Assessments • Workers trained • Incident reports available and complete 					
30.	CR 1 (g), 7(8)	Medical Surveillance Programme <ul style="list-style-type: none"> • All employee records 					
31.	CR 30/ FRs	Welfare Facilities: <ul style="list-style-type: none"> • Toilets available where crews are working/clean • Clean potable water available • Adequate eating facilities 					
32.	SANS 1921-6	HIV AND AIDS PROGRAMME <ul style="list-style-type: none"> • HIV and AIDS Policy and plan available • Condoms available • Peer review programme available • Ongoing training of workers 					
29.		Other					

RESPONSIBILITY	SIGNATURE	DATE
H&S AGENT SIGNATURE:		
PC SIGNATURE:		
DESIGNER SIGNATURE:		
CLIENT SIGNATURE:		

ANNEXURE B

CLOSE OUT REQUIREMENTS

The H&S files for the Principal Contractors and all Contractors require closure and handover to the Client at the completion of the project. The following list is an example of what should be included, but is not exhaustive. The OHS Agent or the Client may require further information at the time of completion and the Principal Contractor is to ensure that all instructions are met. Documentation would include all records from the start of the project. Daily or monthly plant inspection records are not required unless they are related to an accident. All records to be in electronic format and submitted to the OHS agent for approval in adequately formatted lists and folders. Layout should be logical and in the same order as in the site files.

Health and Safety close out file requirements include:

- a) Client H&S Specification
- b) Principal Contractor's OHS Plan(s)
- c) Organograms
- d) Legal Appointments
- e) List of all employees employed on a permanent or contractual basis over the duration of the contract
- f) Notification to Department of Labour of commencement of work
- g) Letters of Good Standing for the Project
- h) Full files for all Contractors as well as their close out reports
 - List of Contractors
 - All employees employed on a permanent or contractual basis over the duration of the contract
 - Letters of Approval of Contractors
 - Mandatary Agreements
 - Letters of Good Standing
 - Appointments
- i) Incident Records
- j) Non- Conformance records
- k) Agent's Audits
- l) Method Statements
- m) Risk assessments
- n) Safe work procedures
- o) Medical surveillance certificates of fitness. Medical records are to be kept according to the OH&S Act as amended
- p) All drawings for temporary structures (suspended beams/scaffolds etc)
- q) All operating manuals for any systems that require ongoing maintenance
- r) Copies of test results, policies and procedures for environmental monitoring (silica, noise, dusts etc.)

Defect and Liability Period

The H&S files are to be kept 'live' for the defect and liability period by the Principal Contractor, including those of their Contractors. Any work required during the defect and liability period will require an assessment of the H&S file by the OH&S Agent prior to any work commencing.

A copy drawing records for the as-builts are to be placed on file by the Designers once complete.

ANNEXURE C

NON CONFORMANCES

HEALTH AND SAFETY SITE INSPECTION NON CONFORMANCE NO		
AGENT:		PROJECT:
Consultant:		Date and time:
Client		Area:
Contractor:		
ASPECTS NOTED:	COMMENTS:	COMPLETION REQUIRED BY (DATE):
	•	
	•	
	•	
	•	
	•	
PHOTOGRAPHIC EVIDENCE (if available):		
OTHER:		
The following penalties are to be applied:		
Signature of Designer		
Signature of H&S Officer/Site Agent		
Signature: of H&S Agent		

ANNEXURE D:

CONTRACTORS MONTHLY HEALTH AND SAFETY REPORT

(To be submitted by the end of the first week of each month and be available with each audit)

CONTRACT NUMBER:		PROJECT NAME:	CONTRACT DETAILS:
1	GENERAL ACTIVITIES FOR THE MONTH (detail each area of work)		
2	NUMBER OF WORKERS (permanent and local, contractors)		
3	TRAINING DONE (supplier, no of people, type)		
4	INCIDENTS / ACCIDENT (list number and details, attach reports)		
6	NON-CONFORMANCES (closed out or active)		
7	CONTRACTORS (list, approval status)		
8	AUDITS COMPLETED (internal and external)		
9	CRITICAL ISSUES		
10	GENERAL		

H&S Officer _____ Signature _____ Date: _____
 Site Agent _____ Signature _____ Date: _____

**ANNEXURE E
RISK ASSESSMENT FORMAT**

ACTIVITY		RA No.		Rev No.	
CONTRACT		DATE WRITTEN		REVIEW DATE	
	WRITTEN BY		REVIEWED BY		APPROVED BY
NAME					
SIGNATURE					

RISK REF	ACTIVITY	POTENTIAL HAZARD	RISK	S	H	E	RISK EVALUATION	PURE RISK	CONTROLS MITIGATION	EFFECTIVENESS OF CONTROLS	RESIDUAL RISK	RESIDUAL RISK RANKING
----------	----------	------------------	------	---	---	---	-----------------	-----------	---------------------	---------------------------	---------------	-----------------------

Severity Criteria

Weight No	Hazard Description	Environment	Safety/Health
16	Catastrophic	Irreversible ecological damage	Multiple fatalities due to injury or occupational disease
8	Major	Reversible ecological damage with potential long term impact	Fatality or number of disabilities/disabling diseases
4	Moderate	Ecological disturbance, can be rehabilitated	Disabling injury or occupational illness
2	Minor	Short-term ecological impact. Requires intervention	Minor injuries or exposure requiring medical attention
1	Insignificant	Low impact, natural rehabilitation	First Aid treatment required

Frequency Criteria

Weight No	Hazard Description	Frequency
1	Rare	Less than once every 2 years
2	Infrequent	Every 1-5 years
3	Frequent	Multiple times per year
4	Often	Monthly
5	Consistent	Weekly/Daily

Exposure Criteria

Weight No	Hazard Description	Environmental Exposure	Safety/Health Exposure
1	Minimal	Incident site	A few of the workforce minimal time
2	Restricted	Localised	A few of the workforce, some of the time/some of the workforce minimal time
3	Local	Construction Site Wide	Some of the workforce, some of the time
4	Widespread	Immediate neighbours	Most of the workforce, some of the time/some of the workforce most of the time
5	Extensive	Community exposure	Most of the workforce, most of the time

ANNEXURE F:**TYPICAL BILL OF QUANTITIES FOR OCCUPATIONAL HEALTH AND SAFETY**

ITEM NO	DESCRIPTION	UNIT	QUANTITY	RATE	TOTAL
C.01	Preparation of the Contractor's site-specific Health and Safety Plan	lump sum			
C.02	Principal Contractor's initial obligations in respect of the Occupational Health and Safety Act and Construction Regulations	lump sum			
C.03	Principal Contractor's time related obligations in respect of the Occupational Health and Safety Act and Construction Regulations	month			
C.04	Provision of Personal Protective Equipment (PPE)				
	(a) Reflective vests	No			
	(b) Hard hats	No			
	(c) Protective foot wear	No			
	(d) Earplugs	No			
	(e) Dust masks	No			
	(f) Gloves				
	(h) Ear Defenders SABS approved	No			
C.05	Provision of a full time Construction Health and Safety Officer	month			
C.06	Cost of medical certificates and medical surveillance				

HARRY GWALA DISTRICT MUNICIPALITY

CONSTRUCTION OF WATER SUPPLY INFRASTRUCTURE FOR IDENTIFIED VILLAGES IN UMZIMKHULU – MASAMINI – MBUZWENI WATER SUPPLY

HGDM 709/HGDM/2020

	(a) Initial (baseline) medical examinations	prime cost (PC) sum			
	(b) Periodic and exit examinations	prime cost (PC) sum			
	(c) Contractor's charges to allow for handling costs and profit in respect of sub items 13/X.06 (a) and (b)	%			
C.07	Induction training	No			
C.08	Provision of First Aid Boxes to GSR requirements	No			
C.09	Noise monitoring				
	(a) Establishment of noise zones (plant)	No			
	(b) Audiograms (personnel)	No			
C.10	Submission of a Health and Safety File	lump sum			

ANNEXURE G

HARRY GWALA DISTRICT MUNICIPALITY HEALTH AND SAFETY (H&S) PRE-TENDER REPORT

Tenderers are required to submit a pre-tender H&S plan with their Tender submission.

The following requirements were set in the tender documentation and have been utilized to assess the completeness of the documentation presented with the submission of tenders. These requirements fulfil the requirements of the Client in terms of the Construction Regulations, Regulation 5(1)(h). They are to be read in addition to the Act and Regulations but are not a substitute for them.

The documentation submitted will be used to assess the competence of the tenderer, as required in the CRs, therefore the information submitted needs to be complete and as close as possible to the final product.

The following scores have been used to determine compliance with the pre-tender requirements:
Scoring as follows:

Not supplied or not adequate	0
Supplied and complete	1

If the tenderer has not completed any projects then Items 4 and 5 need not be supplied. A letter to this effect must be attached.

Tenderers are required to achieve a minimum of 10 out of a total of 17 for their tenders to be considered.

Legal or Specification Reference	Pre-Tender Requirement H&S	Tenderers Response	Max Score	Actual Score
Construction Regulations (CRs) 7(1)	1. A project specific H&S Plan in line with this project specification which will support the CRs, therefore the information submitted needs to be complete and as close as possible to the final product. See check sheet		1	
CRs 5(1)(g)	2. Adequate pricing for H&S is also required, and the appropriate section in the BoQ is to be completed. Failure to do so could result in the Tender being regarded as non-responsive.		1	
CRs 5(1)(h)	3. A declaration to the effect that he has the competence and necessary resources to carry out the work safely in compliance with the		1	

HARRY GWALA DISTRICT MUNICIPALITY

CONSTRUCTION OF WATER SUPPLY INFRASTRUCTURE FOR IDENTIFIED VILLAGES IN UMZIMKHULU – MASAMINI – MBUZWENI WATER SUPPLY

HGDM 709/HGDM/2020

	Construction Regulations 2014;			
	4. At least one copy of minutes of previous Occupational Health and Safety Committee meetings;		1	
	5. Incident Investigation Reports for other projects of a similar nature undertaken by the tenderer		1	
CRs 9(1)(b)	6. Detailed technical method statements for approval by the ER and for approval by the H&S Agent: a. Site establishment; b. Clearing and grubbing; c. Construction of offices and accommodation, and d. Proposed site layouts		1 1 1 1	
CRs 9(1)	7. Appropriate risk assessments: a. Site establishment; b. Clearing and grubbing; c. Construction of offices and accommodation, and d. Proposed site layout		1 1 1 1	
CR 9(1)	8. Appropriate safe work procedures a. Site establishment; b. Clearing and grubbing; c. Construction of offices and accommodation, and d. Proposed site layouts		1 1 1 1	
	FINAL SCORE		17	

ANNEXURE H

TENDER STAGE OHS PLAN EVALUATION

Tenderers will be scored on their response to various facets of the Health and Safety Specification in the Tender Document. Failure to achieve a score of 60 % will render the tender non-responsive				
Proof of the evaluation must be given under the remarks column				
1	General	Is the Specification Project Specific? If not then score is 0.		
	Scoring	Response present and satisfactory	1	
		Not present	0	
OHS Act/regulation	Specification Section	Description	Max Score	Score
8(1)	6.1.4	Construction supervisor	1	
8(6)	6.1.5	Construction Health and Safety Officer	1	
	7.1	Health Risks and Medical Surveillance		
NIHLR	7.2	Noise Risks	1	
	7.3	Emergency Procedures		
GSR 3	7.4	First Aiders and First Aid Equipment	1	
CR 27	8	Fires and Emergency Management	1	
GAR 8	7.6	Incident Management and Compensation Claims	1	
GSR 2	7.7	Personal Protective Equipment (PPE) and clothing	1	
GSR 2B	7.8	Occupational Health and Safety Signage	1	
CR 7 (5)(6)	7.9	Induction of Employees and Visitors, General H&S Training	1	
CR 23	7.10	Management of plant and equipment	1	
CR13	7.11	Excavations	1	
CR 10	7.12	Working at Heights	1	
CR 8	7.12	Fall protection plan	1	
CR 24	7.13	Cranes and lifting equipment	1	
CR 12	7.15	Temporary works	1	
CR5(1)(0)	7.18	Auditing	1	
DMR/GMR	7.19	Mechanical installations	1	
OHSA 8(2)(j)	7.20	Communication on Site	1	
CR 30	7.21	Care of Workers on Site (Welfare)	1	
	Additional requirements			
	6.1.3	Declaration of competency	1	
Cr 9 (1)		Method statements (SWPs)		
		a) Site Establishment	1	
CR5(1)(g)		Has pricing for OHS been allowed for?	1	
		TOTAL SCORE	24	
		TOTAL PERCENTAGE		

HARRY GWALA DISTRICT MUNICIPALITY

CONSTRUCTION OF WATER SUPPLY INFRASTRUCTURE FOR IDENTIFIED VILLAGES IN UMZIMKHULU – MASAMINI – MBUZWENI WATER SUPPLY

HGDM 709/HGDM/2020

If a section is not applicable, then it must be deleted from the score sheet and the total score reduced.

ANNEXURE I

AGREEMENT IN TERMS SECTION 37.2 OF THE OCCUPATIONAL HEALTH AND SAFETY ACT 1993 (ACT NO. 85 OF 1993)

THIS AGREEMENT is made at _____ on this the _____ day of _____ in the year _____ between HARRY GWALA DISTRICT MUNICIPALITY (*hereinafter called "the Client"*) of the one part, herein represented by _____ in his capacity as _____ and delegate of the Client in terms of the Client's standard powers of delegation.

and

_____ (*hereinafter called "the Mandatary"*) of the other part, herein represented by

_____ in his capacity as _____

and being duly authorised by virtue of a resolution appended hereto as Annexure A.

WHEREAS the Client is desirous that certain works be constructed, viz **CONTRACT NO.** _____, and has accepted a tender by the Mandatary for the construction, completion & maintenance of such works and whereas the Client and the Mandatary have agreed to certain arrangements and procedures to be followed in order to ensure compliance by the Mandatary with the provisions of the Occupational Health and Safety Act 1993 (Act 85 of 1993 as updated);

NOW THEREFORE THIS AGREEMENT WITNESSETH AS FOLLOWS:

- 1 The Mandatary shall execute the work in accordance with the contract documents pertaining to this contract;
- 2 This Agreement shall hold good from its commencement date, which shall be the date determined in terms of the Form of Offer and Acceptance, or other date decided upon, in the Contract Data, to either;
 - a) The date of the final certificate issued or as contained in this Volume _____ of the contract documents pertaining to this Contract, or
 - b) The date of termination of the Contract;
- 3 The Mandatary declares himself to be conversant with the following:
 - a) All the requirements, regulations and standards of the Occupational Health and Safety Act (Act 85 of 1993 as updated), hereinafter referred to as "The Act", together with its amendments and with special reference to the following Sections of The Act.
 - i. Section 8: General duties of clients to their employees;

- ii. Section 9: General duties of clients and self-employed persons to persons other than employees;
 - iii. Section 10: General duties of manufacturers and others regarding articles and substances for use at work;
 - iv. Section 37: Acts or omissions by employees or Mandatories, and
 - v. Sub-section 37(2) relating to the purpose and meaning of this Agreement.
- b) The Contractor shall ensure that he familiarises himself with the requirements of the Clients health and safety specification developed for the project, and that he, his employees and any other Contractors employed during the project comply with them. The Contractor shall ensure that all health and safety documentation required as part of the health and safety plan is maintained for the duration of the project.
- 4 In addition to the requirements of conditions of contract (as amended by the Contract Data of the contract documents pertaining to this Contract), the Mandatary agrees to execute all the works forming part of this Contract and to operate and utilize all machinery, plant and equipment in accordance with The Act.
- 5 The Mandatary is responsible for the compliance with the Act by all his Contractors, whether or not selected and/or approved by the Client.
6. The Mandatary warrants that all his own and his Contractors' workmen are covered in terms of the Compensation for Occupational Injuries and Diseases Act 1993 as amended, which cover shall remain in force whilst any such workmen are present on site. A letter of good standing from the Compensation Commissioner to this effect must be produced to the Client upon signature of the agreement.
7. The Mandatary undertakes to ensure that he and/or subcontractors and/or their respective clients will at all times comply with the following conditions:
- a) The Mandatary shall assume the responsibility in terms of Section 16.1 of the Occupational Health and Safety Act. The Mandatary shall not delegate any duty in terms of Section 16.2 of this Act without the prior written approval of the Client. If the Mandatary obtains such approval and delegates any duty in terms of section 16.2 a copy of such written delegation shall immediately be forwarded to the Client.
 - b) All incidents referred to in the Occupational Health and Safety Act shall be reported by the Mandatary to the Department of Labour as well as to the Client. The Client must further be provided with copies of all written documentation relating to any incident.
 - c) The Client hereby obtains an interest in the issue of any formal enquiry conducted in terms of section 32 of the Occupational Health and Safety Act into any incident involving the Mandatary and/or his employees and/or his Contractors.
 - d) The Mandatary shall conduct such risk assessments, method statements and safe work practices as may be necessary during the course of the contract and shall ensure that all staff are informed of these. Proof of this shall be placed in the project Health and Safety file.
 - e) Adherence to the Contractor's Health and Safety plan must be enforced including the application of penalties for non-conformance as set out in the Client's Health and Safety Specification.

HARRY GWALA DISTRICT MUNICIPALITY

CONSTRUCTION OF WATER SUPPLY INFRASTRUCTURE FOR IDENTIFIED VILLAGES IN UMZIMKHULU – MASAMINI – MBUZWENI WATER SUPPLY

HGDM 709/HGDM/2020

In witness thereof the parties hereto have set their signatures hereon in the presence of the subscribing witnesses:

SIGNED FOR AND ON BEHALF OF THE CLIENT:- _____

WITNESS SIGNED:- 1. _____ 2. _____

NAME (IN CAPITALS) 1. _____ **2.** _____

SIGNED FOR AND ON BEHALF OF THE MANDATARY:- _____

WITNESS SIGNED:- 1. _____ 2. _____

NAME (IN CAPITALS) 1. _____ **2.** _____

HARRY GWALA DISTRICT MUNICIPALITY

CONSTRUCTION OF WATER SUPPLY INFRASTRUCTURE FOR IDENTIFIED VILLAGES IN UMZIMKHULU – MASAMINI – MBUZWENI WATER SUPPLY

HGDM 709/HGDM/2020

HARRY GWALA DISTRICT MUNICIPALITY



WATER SUPPLY FOR IDENTIFIED VILLAGES IN UMZIMKHULU – MASAMINI – MBUZWENI WATER SUPPLY

CONTRACT No. HGDM 709/HGDM/2020

CONSTRUCTION OF WATER SUPPLY INFRASTRUCTURE FOR IDENTIFIED
VILLAGES IN UMZIMKHULU – MASAMINI – MBUZWENI WATER SUPPLY

**PART C3
ENGINEER'S QUALITY MANAGEMENT
SPECIFICATION**

HARRY GWALA DISTRICT MUNICIPALITY

CONSTRUCTION OF WATER SUPPLY INFRASTRUCTURE FOR IDENTIFIED VILLAGES IN UMZIMKHULU – MASAMINI – MBUZWENI WATER SUPPLY

HGDM 709/HGDM/2020

1. INTRODUCTION

HGDM subscribes to a Quality Management System accredited by a number of certification bodies including ISO 9001.

This document/specification summarises the Quality Control Procedures used by the Contractor in the Quality Assurance and Control on site works. These procedures are to be used by Engineer's Representative Staff (i.e. ER and his assistants) and the Contractor's staff on the following commonly encountered sites;

- Pipelines
 - STEEL Pipelines
 - HDPE Pipelines
- Building Works

The procedures have been developed as "intellectual" property of Harry Gwala District Municipality and may only be used on sites managed by Zimile Consulting Engineers. Any other use is subject to consent/agreement with Harry Gwala District Municipality and Zimile Consulting Engineers.

All references to approval by ER require that the Contractor (via the Site Agent) initiates the necessary request for approval). In addition, the Contractor will be required to maintain a copy of all records as required by this Specification.

The application of the procedures will be agreed as appropriate between the Contractor's Site Agent and the Engineer (or his Representative) at the commencement of construction activities.

It will be deemed that the Contractor has incorporated in his completion period and pricing, the necessary requirements to comply with this Specification fully.

1.1 Elements of Site Quality Assurance

The elements of Site Quality Assurance comprise the following:

- general elements that apply to all sites and
- site specific elements that are specific to sites and may be dependent on the type of construction.

2. GENERAL ELEMENTS APPLICABLE TO ALL SITES

2.1 Construction Quality Control Organization

This section presents the requirements of key site personnel involved on construction sites, i.e. Engineer's Representative (ER) staff and Contractor's staff. The following quality assurance procedures for site quality assurance personnel should be followed:

2.1.1 Engineer's Quality Assurance Personnel

The following ER staff appointments' procedure should be followed to ensure the right superintendence on contracts:

Item	Activity	Remarks	Responsible Party	Approval by

HARRY GWALA DISTRICT MUNICIPALITY

CONSTRUCTION OF WATER SUPPLY INFRASTRUCTURE FOR IDENTIFIED VILLAGES IN UMZIMKHULU – MASAMINI – MBUZWENI WATER SUPPLY

HGDM 709/HGDM/2020

1	Appointment of Engineer for contracts	Stated in contract data	Engineer	Employer
2	Supervision staffing arrangements	Proposed prior to construction work	Engineer	Employer
3	Site staff	Proposal for site personnel including CV's	Engineer	Employer
4	Roles	Delegation of powers by Engineer	Engineer	Engineer

The site staff will comprise the Engineer's Representative (ER) and ER's assistants (Field Officers):

(a) Engineer's Representative (ER)

The ER is the primary point of contact for the Engineer on all construction management issues. The ER will monitor and approve each contractor's quality submittal to ensure that the project is meeting the specifications and requirements. The ER will manage the implementation of the CQAP at the project sites with assistance from Field Officers appointed by the Engineer.

(b) ER Assistants/Field Officers (FO's)

Field Officers (FOs) are responsible to the ER and support the ER's management of the CQAP. The FOs will monitor the day-to-day activities of the contractor. This includes ensuring that contractors comply with the drawings and specifications, applicable SABS standards, good workmanship, and the CQC requirements. As part of this effort, FOs will:

- conduct independent inspections to verify the quality of the work;
- participate in contractor inspections;
- review test and inspection reports; and
- ensure that the required documentation is submitted.

The FOs will be alerted to detect, record, and report any deviation from the contract documents, including calling any deficient item to the attention of the ER and the contractors' Site Agents. The FOs will keep accurate and detailed records of the contractor's performance and progress, delivery of materials, and other pertinent matters, including the daily inspection report.

2.2 Contractor's Quality Assurance Personnel

The contractors are responsible for the quality control of their constructed work product as well as the necessary inspections and tests required to ensure that their work complies with the contract documents.

2.2.1 Contractor's Site Staff

The contractors' Site Agents are the primary point of contact for the Contractors on all construction management issues. The Site Agents must be full-time on site for the contractors. The Site Agents must have full authority to institute any and all actions necessary for the successful implementation of the CQC program to ensure compliance with the drawings and technical specifications.

The following procedures apply with respect to appointment of the contractor's key personnel:

Aspect	Remarks	Approval By	When
Appointment of Site Agent	As per tender for quality based evaluated tenders	Engineer	Prior to commencement of construction
Appointment of Site Forepersons	As per tender for quality based evaluated tenders	Engineer	Prior to commencement of construction

2.3 Site Establishment

The Engineer's Representative shall inspect and approve/disapprove contractor's site establishment using Quality Procedure Form QC 01.

2.4 General

For all projects the ER must undertake the following general items as appropriate:

1	Confirm "Permission to Occupy" has been received from the relevant authority.
2	"Handover of Site" to Contractor to be confirmed in writing.
3	Inspect and approve Site Establishment (Form QC 01).
4	Setup Site Files/Filing System.
5	Ensure a copy of the Contract Document is retained on Site by the Contractor.
6	Ensure a full set/s of approved drawings is/are retained on Site by the Contractor.
7	Maintain a Drawing Register.
8	Ensure a copy of the latest Contract Program is clearly displayed on Site.
9	Establish Quality Assurance Procedures and carry out inspections as and when required.
10	Issue Site Instructions as and when required.
11	Ensure Safety File, including Dept. of Labour notification, is up to date and on Site and all relevant regulations, including issuing of PPE, are strictly adhered to.
12	Ensure all relevant information is recorded in a daily Site Diary and counter signed.
13	Hold regular Work Meetings with the Contractor.
14	Hold regular Site Meetings with the Client, Professional Team and the Contractor.
15	Maintain a copy of the Environmental Record of Decision on Site

3. SITE SPECIFIC QUALITY ASSURANCE PROCEDURES

Quality assurance inspections and testing will be used to verify the adequacy and effectiveness of the contractor's quality control program. The Engineer's Quality Assurance Personnel detailed above will provide inspection and supervision within the scope of work, which includes monitoring of the following construction activities:

- Manufacture of materials
- Transporting and off-loading and storage of construction materials
- Inspection of construction activities, including:
 - Pipework
 - HDPE
 - STEEL
 - Building Works

The Contractor will be required to formally request for inspection for any activity which he deems to be complete before proceeding to the next stage of the whole operation. Formal requests must be filled in the **relevant QC** Form.

3.1 Contractor Deficiency Correction

When material, performed work or installation is found to be deficient and/or does not meet the project specifications, the Engineer's QA personnel will assure deficiency correction is implemented. In addition to results of an inspection being recorded on the relevant **QC Form**, in the event of inspection failure, the Engineer's QA personnel will fill in **Form QC 008** "Failure Report", to record the deficiencies. A copy of this report will be handed over to the Contractor's Site Agent. The Contractor will implement corrective actions to remedy work that is not in accordance with the drawings and specifications. The corrective actions will include removal and replacement of deficient work using methods approved by the ER. Removal must be done in a manner that does not disturb work that meets QC/QA criteria; otherwise, the disturbed material must also be removed and replaced. Replacement must be done in accordance with the corresponding technical specifications. Replacement will be subjected to the same scope of QC/QA inspection and testing as the original work. If the replacement work is not in accordance with the drawings and specifications, the replacement work will be removed, replaced, re inspected and re-tested.

Activities which specifically require approval before the next stage can proceed are as detailed in this section.

3.1 Pipework

The following procedures will be used for pipework quality assurance:

3.1.1 HDPE Pipework

The ER is responsible for ensuring the following quality assurance procedure is followed, **as a minimum**:

1	Inspect & Approve Setting Out (Form QC 001).
2	Inspect & Approve Pipeline Trenches (Form QC 002).
3	Inspect & Approve Pipeline Bedding (Form QC 003).
4	Inspect & Approve Pipe Installation – HDPE (Form QC 004B).
5	Inspect & Approve Pipeline Pressure Testing (Form QC 006).
6	Inspect & Approve Backfilling to Trenches (Form QC 007).

Copies of the QC's forms are available for inspection at the offices of Zimile Consulting Engineers.

3.1.2 Steel Pipework

The ER is responsible for ensuring the following quality assurance procedure is followed, **as a minimum**:

HARRY GWALA DISTRICT MUNICIPALITY

CONSTRUCTION OF WATER SUPPLY INFRASTRUCTURE FOR IDENTIFIED VILLAGES IN UMZIMKHULU – MASAMINI – MBUZWENI WATER SUPPLY

HGDM 709/HGDM/2020

Copies of the QC's forms are available for inspection at the offices of Zimile Consulting Engineers.

3.2

1	Inspect & Approve Setting Out (Form QC 001).
2	Inspect & Approve Pipeline Trenches (Form QC 002).
3	Inspect & Approve Pipeline Bedding (Form QC 003).
4	Inspect & Approve Pipe Installation – Steel (Form QC 004A).
5	Inspect & Approve Welding of Pipes (Form QC 005).
6	Inspect & Approve Pipeline Pressure Testing (Form QC 006).
7	Inspect & Approve Backfilling to Trenches (Form QC 007).

Reinforced Concrete Works

The ER is responsible for ensuring the following quality assurance procedure is followed, **as a minimum**:

1	Inspect & Approve Setting Out (Form QC 001).
2	Inspect & Approve Excavations (Form QC 008).
3	Inspect & Approve Backfilling to Excavations (Form QC 009).
4	Inspect & Approve Excavations prior to Blinding (Form QC 010).
5	Inspect & Approve Cast Concrete (Form QC 016).
6	Inspect & Approve Structure prior to Concreting (Form QC 015).
7	Inspect & Approve Cast Concrete (Form QC 016).
8	Inspect & Approve Backfilling to Excavations (Form QC 009).

Copies of the QC's forms are available for inspection at the offices of Zimile Consulting Engineers.

3.3 Building Works

The ER is responsible for ensuring the following quality assurance procedure is followed, **as a minimum**:

1	Inspect & Approve Setting Out (Form QC 001).
2	Inspect & Approve Excavations (Form QC 008).
3	Inspect & Approve Backfilling to Excavations (Form QC 009).
4	Inspect & Approve Excavations prior to Blinding (Form QC 010).
5	Inspect & Approve Cast Concrete (Form QC 016).
6	Inspect & Approve Foundations prior to Concreting (Form QC 011).
7	Inspect & Approve Cast Concrete (Form QC 016).
8	Inspect & Approve Sub Structure Brickwork (Form QC 012).
9	Inspect & Approve Foundations prior to Surface Bed Concreting (Form QC 013).

HARRY GWALA DISTRICT MUNICIPALITY

CONSTRUCTION OF WATER SUPPLY INFRASTRUCTURE FOR IDENTIFIED VILLAGES IN UMZIMKHULU – MASAMINI – MBUZWENI WATER SUPPLY

HGDM 709/HGDM/2020

10	Inspect & Approve Cast Concrete (Form QC 016).
11	Inspect & Approve Superstructure Brickwork (Form QC 014).
12	Ensure relevant Certificates are received/issued for the roof structure.

Copies of the QC's forms are available for inspection at the offices of Zimile Consulting Engineers.

3.4 Roadworks

The ER is responsible for ensuring the following quality assurance procedure is followed, **as a minimum**:

1	Inspect & Approve Setting Out (Form QC 001).
2	Inspect & Approve Excavations (Form QC 008).
3	Inspect & Approve Backfilling to Excavations (Form QC 009).
4	Inspect & Approve Excavations prior to Blinding (Form QC 010).
5	Inspect & Approve Earthworks (Form QC 017).
6	Inspect & Approve Subgrade Construction (Form QC 018).
7	Inspect & Approve Pavement Layerworks/Subbase (Form QC 019).
8	Inspect & Approve Base Construction (Form QC 020).
9	Inspect & Approve Culvert Construction (Form QC 021).
10	Inspect & Approve Headwalls and Wing Walls (Form QC 024).
11	Inspect & Approve Subsoil Drainage (Form QC 023).
12	Record Site Measurement (Form QC 025)

Copies of the QC's forms are available for inspection at the offices of Zimile Consulting Engineers.

4 DOCUMENTATION

4.1 Overview

An effective CQA Plan depends largely on recognition of all construction activities that should be monitored and on assigning responsibilities for the monitoring of each activity. This is most effectively accomplished and verified by the documentation of quality assurance activities. The ER will document that quality assurance requirements have been addressed and satisfied. The ER will provide the Engineer with signed descriptive remarks, data sheets, and inspection reports to verify that monitoring activities have been carried out. The ER will also maintain, at the job site, a complete file of Drawings and Technical Specifications, a CQA Plan, test procedures, daily diaries, and other pertinent documents.

4.2 Daily Site Diary

A daily construction site diary will be prepared and signed by each Site Agent and the ER. The diary will include a summary of the contractor's daily construction activities. At a minimum, the daily construction diary will include the following information:

- Date, project name, location, and other identification
- Description of weather conditions, including temperature, cloud cover, and rainfall

HARRY GWALA DISTRICT MUNICIPALITY

CONSTRUCTION OF WATER SUPPLY INFRASTRUCTURE FOR IDENTIFIED VILLAGES IN UMZIMKHULU – MASAMINI – MBUZWENI WATER SUPPLY

HGDM 709/HGDM/2020

- Reports on any meetings held and their results
- Record of visitors to site
- Locations of construction underway during that day
- Equipment and personnel working in each activity, including subcontractors
- Descriptions of work being inspected
- Decisions made regarding approval of units of material or of work, and corrective actions to be taken
- Description of problems or delays and resolution
- Communications with contractor staff
- Construction activities completed and/or in progress
- Signature of the diary preparer

The daily site diary will be routed on a daily basis to the project QC/QA files and will be maintained as part of the permanent project record.

4.3 Control of Quality Records

The ER verifies QA record accuracy and maintains copies of all quality-related documentation. This includes, but may not be limited to:

- Daily construction QA records;
- Inspection reports;
- Non-conformance (Failure) reports;
- Material receiving reports; and
- Monitoring and test data.

These records will be stored in files maintained in the project document control files. All original documents pertaining to QC information will be maintained in the project file located at the site. All records shall be available for inspection and audit, at any time, by the Engineer and the Employer.

HARRY GWALA DISTRICT MUNICIPALITY

HGDM 709/HGDM/2020

CONSTRUCTION OF WATER SUPPLY INFRASTRUCTURE FOR IDENTIFIED VILLAGES IN UMZIMKHULU – MASAMINI – MBUZWENI WATER SUPPLY

PART C4: SITE INFORMATION

INDEX

HARRY GWALA DISTRICT MUNICIPALITY.....	1
PART C4: SITE INFORMATION	2
C4.1 LOCALITY PLAN.....	2
C4.1.1 Access.....	2
C4.2 CONDITIONS ON SITE	2
C4.2.1 Nature of Ground and Subsoil Conditions	2
C4.2.2 Weather Conditions.....	2
C4.2.3 Limitations	4

PART C4: SITE INFORMATION

C4.1 LOCALITY PLAN

The Locality of the site is as per the attached Locality Plan which is part of the list of Tender drawings.

C4.1.1 Access

Table below shows the the location of the villages which the construction works will be conducted.

No	Village	Location		Ward	Local Municipality
		Longitude	Latitude		
1	Dumisa	29°43'37.31"E	30°13'24.15"S	6	uMzimkhulu Local Municipality
2	Nonginqi Nkukhwini	29°33'0.39"E	30°10'13.02"S	4	
3	Sangweni	29°29'42.45"E	30° 5'52.76"S	1	
4	Myembe	29°46'40.83"E	30°10'38.78"S	21	
5	Ngokozweni	29°50'42.30"E	30°11'52.41"S	7	
6	Rietvlei, Mbuzweni, Rhuwaka	29°49'17.74"E	30°29'42.89"S	12	
7	Nonginqi	29°34'3.64"E	30°10'9.75"S	4	

C4.2 CONDITIONS ON SITE

A brief description of the site conditions is given under this section.

C4.2.1 Nature of Ground and Subsoil Conditions

No subsoil investigations have been carried out on this site. The employer will not be held accountable for any assumptions that tenderers may make in pricing based on their visual inspection of the site during the tender briefing meeting. Tenderers must satisfy themselves as to the nature of materials to be excavated under this contract.

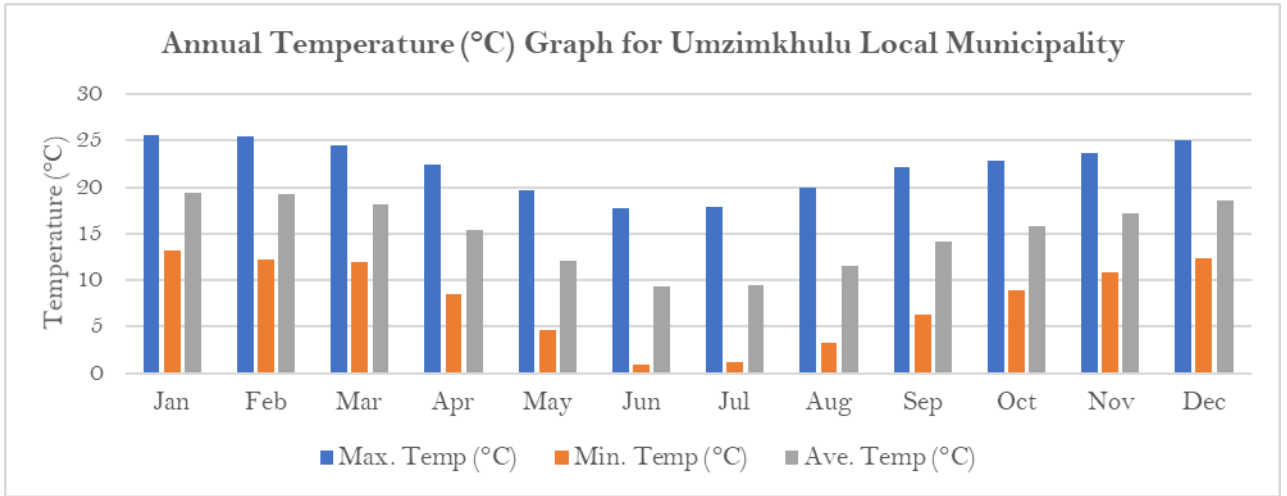
C4.2.2 Weather Conditions

The average annual temperature is 15 °C in uMzimkhulu. The warmest month of the year is January, with an average temperature of 19.4 °C. June is the coldest month, with temperatures averaging 9.3 °C. Throughout the year, temperatures vary by 10.6 °C. The average temperatures for uMzimkhulu local municipality are shown below.

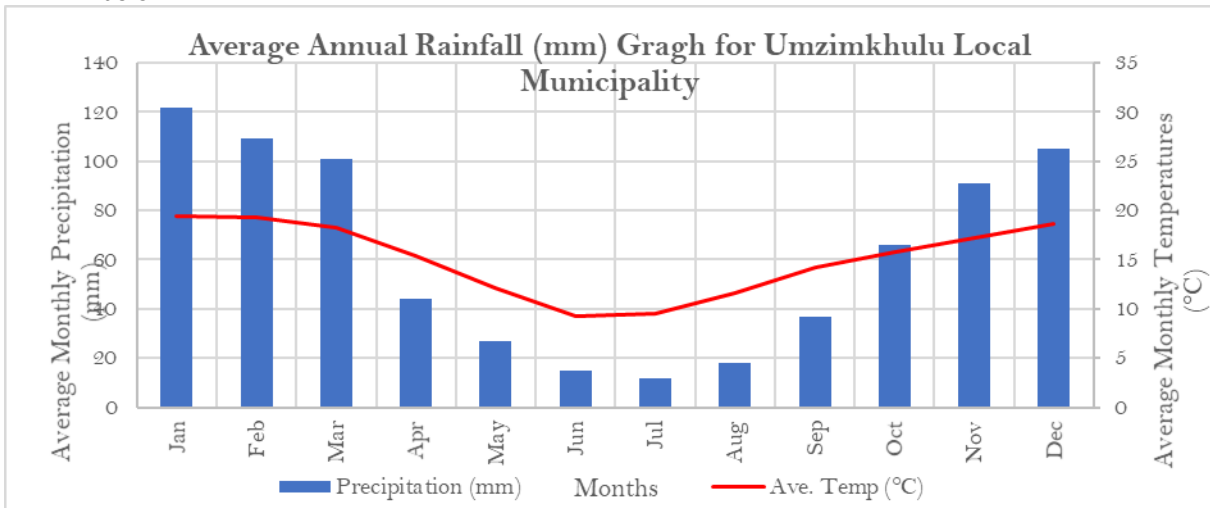
HARRY GWALA DISTRICT MUNICIPALITY

CONSTRUCTION OF WATER SUPPLY INFRASTRUCTURE FOR IDENTIFIED VILLAGES IN UMZIMKHULU – MASAMINI – MBUZWENI WATER SUPPLY

HGDM 709/HGDM/2020



The summers are much rainier than the winters in uMzimkhulu LM. The annual precipitation here averages around 747 mm. The driest month is July, with 12 mm of rainfall. The greatest amount of precipitation occurs in January, with an average of 122 mm. The average rainfall records are shown below.



C4.2.3 Limitations

The following limitations characterise the site of the pipeline construction

- Extra care will have to be exercised with regards the activities of the Contractor's labour while they are on site to ensure that there is no undue damage to private property as a result of construction activities.
- The Contractor will be required to ensure that the insurances for the works cover any damage that may occur to private properties as a result of construction activities. Should there be any claims against the contractor resulting from construction activities, the Engineer will ensure that these have been addressed or the damages rectified prior to the release of the retention held on the contract.

HARRY GWALA DISTRICT MUNICIPALITY

CONSTRUCTION OF WATER SUPPLY INFRASTRUCTURE FOR IDENTIFIED VILLAGES IN UMZIMKHULU – MASAMINI – MBUZWENI WATER SUPPLY

HGDM 709/HGDM/2020

HARRY GWALA DISTRICT MUNICIPALITY

HGDM 709/HGDM/2020

CONSTRUCTION OF WATER SUPPLY INFRASTRUCTURE FOR IDENTIFIED VILLAGES IN UMZIMKHULU – MASAMINI – MBUZWENI WATER SUPPLY

PART C4: DRAWINGS

INDEX

PART C5: DRAWING.....D1

HARRY GWALA DISTRICT MUNICIPALITY



CONTRACT NO.:W/19-20/1PLANNING /WATER SUPPLY TO MASIMINI MBUZWENI VILLAGES
INTERVENTION SCHEMES

WATER SUPPLY TO MASIMINI MBUZWENI VILLAGES INTERVENTION SCHEMES

TENDER DRAWINGS

OCTOBER 2020

BY:





FOR APPROVAL
PURPOSES

DESIGNED	N. NDLOVU	DATE	30/01/2020
DRAWN	T. SEGAETSHO	DATE	30/01/2020
CHECKED	A. RORATSHU	DATE	01/10/2020
A	ISSUED FOR TENDER	DATE	01/10/2020
NO.	NATURE OF REVISION	DATE	

ZIMILE
Consulting Engineers

INTERNATIONAL BUSINESS GATEWAY OFFICE PARK
CHR. PIONEER AVENUE AND ELIZABETH MICRODGE PARK
TEL: (011) 466-8576
FAX: (011) 466-8513
EMAIL: info@zimile.co.za

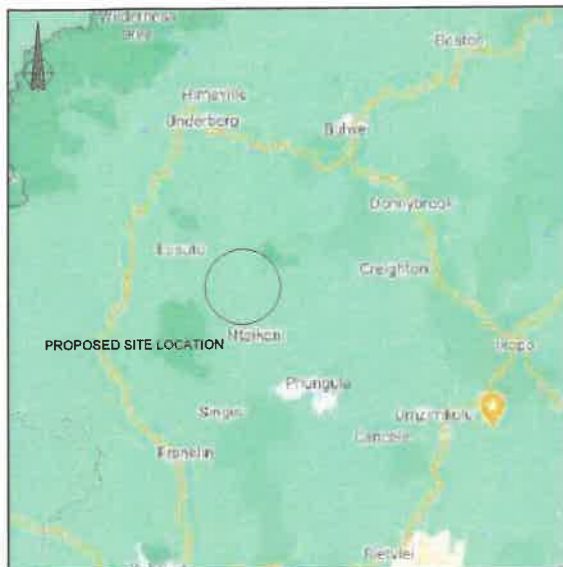
COPYRIGHT RESERVED ©



A BOGATSU
FOR ZIMILE CONSULTING ENGINEERS
DESIGNATION: TECHNICAL MANAGER
DATE: _____ SIGNATURE: _____

PROJECT: WATER SUPPLY TO MASIMINI MBUZWENI VILLAGES INTERVENTION SCHEMES
TITLE: LOCALITY PLAN

PROJECT PHASE			
PRELIMINARY	TENDER	CONSTRUCTION	AS-BUILT
DATE: OCTOBER 2020	SCALE: AS SHOWN		
DRAWING No. J00084	WT	LA	001
CAD FILENAME	REVISION A		
<small>© Current Project WATER DEPARTMENT U20084 - Umtentweni, Uvongo, Shelly Beach, Port Shepstone and Pennington. All Rights Reserved. This Drawing is the Property of Zimile Consulting Engineers. No part of this Drawing may be reproduced, stored in a retrieval system, or transmitted in any form or by any means, electronic, mechanical, photocopying, recording, or by any information storage and retrieval system, without the prior written permission of Zimile Consulting Engineers.</small>			SCALE A1



LOCALITY PLAN

**STRUCTURE LIST
SANGWENI VILLAGE**

STRUCTURE NAME	Y	X
N0	-624 436.721	-11 069 199.613
N1	-624 483.475	-11 069 199.613
N2	-624 397.606	-11 069 221.295
N3	-624 507.845	-11 069 237.233
N4	-624 572.355	-11 069 271.308
N5	-624 514.675	-11 069 298.152
N6	-624 625.230	-11 069 318.316
N7	-624 623.494	-11 069 378.104
N8	-624 481.586	-11 069 424.235
N9	-624 330.589	-11 069 412.204
N10	-624 560.228	-11 069 452.390
N11	-624 280.040	-11 069 417.948
N12	-624 026.982	-11 069 449.464
N13	-624 219.112	-11 069 414.003
N14	-624 147.127	-11 069 453.516
N15	-624 085.787	-11 069 476.313
N16	-624 013.261	-11 069 498.621
N17	-623 988.225	-11 069 535.384
N18	-624 573.072	-11 069 523.475
N19	-623 958.417	-11 069 600.091
N20	-623 870.749	-11 069 668.229
N21	-623 870.749	-11 069 701.546
N22	-624 583.741	-11 069 630.652
N23	-624 489.002	-11 069 674.115
N24	-623 958.417	-11 069 675.408
N25	-624 473.401	-11 069 760.056
N26	-623 864.927	-11 069 967.189
N27	-623 844.943	-11 070 015.538
N28	-623 965.470	-11 069 842.964
N29	-623 844.943	-11 070 057.055
N30	-624 067.877	-11 069 931.423
N31	-624 365.011	-11 069 227.045
N32	-624 629.424	-11 069 343.501
N33	-624 544.542	-11 069 403.363
N34	-623 842.966	-11 069 903.261
N35	-624 732.092	-11 069 462.614
N36	-624 396.275	-11 069 622.832
N37	-624 534.303	-11 069 690.384
N38	-623 846.795	-11 069 813.648
N39	-623 899.891	-11 069 731.157
N40	-624 323.973	-11 069 719.525
N41	-623 745.439	-11 069 688.807
N42	-623 868.816	-11 070 084.579



SANGWENI VILLAGE SITE LAYOUT PLAN
SCALE 1:2 000

- NOTES:**
1. THIS DESIGN WAS ENGINEERED BY : ZIMILE CONSULTING ENGINEERS
 2. THESE DRAWINGS MUST BE READ IN CONJUNCTION WITH THE SANS AND PROJECT SPECIFICATIONS.
 3. ALL SETTING OUT AND DIMENSIONS MUST BE CONFIRMED AND APPROVED ON SITE
 4. ALL CONSTRUCTION TO BE DONE IN ACCORDANCE WITH THE SANS AND PROJECT SPECIFICATIONS.
 5. ALL MATERIAL AND WORKMANSHIP MUST COMPLY WITH THE REQUIREMENTS OF THE LATEST RELEVANT SANS AND PROJECT SPECIFICATIONS
 6. THE CONTRACTOR SHALL REPORT ANY DISCREPANCIES TO THE ENGINEER WITH REGARDS TO THE BOQ, DRAWINGS AND SPECIFICATION BEFORE ORDERING ANY MATERIAL.
 7. FINAL POSITION OF SERVICES TO BE DETERMINED ON SITE.
 8. THE CONTRACTOR SHALL DETERMINE THE EXACT LOCATION OF ALL POTENTIALLY CLASHING EXISTING SERVICES AND PROTECT THEM FROM DAMAGE THROUGHOUT THE DURATION OF THE WORKS
 9. PIPES TO BE LAID AT LEAST 1m AWAY FROM THE STAND BOUNDARIES AND 1m AWAY FROM THE ROAD EDGE

LEGEND

- PROPOSED WATER PIPE
- 50 Ø HDPE Class 10 --- PIPE DIAMETER, MATERIAL & CLASS
- NEW VALVE ON EXISTING PIPE
- NEW SCOUR VALVE
- NEW AIR VALVE
- NEW WATER METER
- NEW PIPE IN NEW SLEEVE
- RESERVOIR --- EXISTING RESERVOIR
- BH --- EXISTING BOREHOLE
- RESERVOIR --- PROPOSED COMMAND RESERVOIR
- PROPOSED STANDPIPE

FOR TENDER PURPOSES ONLY

DESIGNED	N NDLOVU
DRAWN	N NDLOVU
CHECKED	A BOGATSU
ISSUED FOR TENDER	09/10/2020
NATURE OF REVISION	DATE

ZIMILE
Consulting Engineers

INTERNATIONAL BUSINESS GATEWAY OFFICE PARK
CNR PIONEER AVENUE AND ELIZABETH MCKROOL PARK
TEL: (011) 466 - 8578
FAX: (011) 466 - 8613
E-MAIL: info@zimile.co.za
COPYRIGHT RESERVED ©

SCALE BAR
0 70
70mm ON ORIGINAL DRAWING

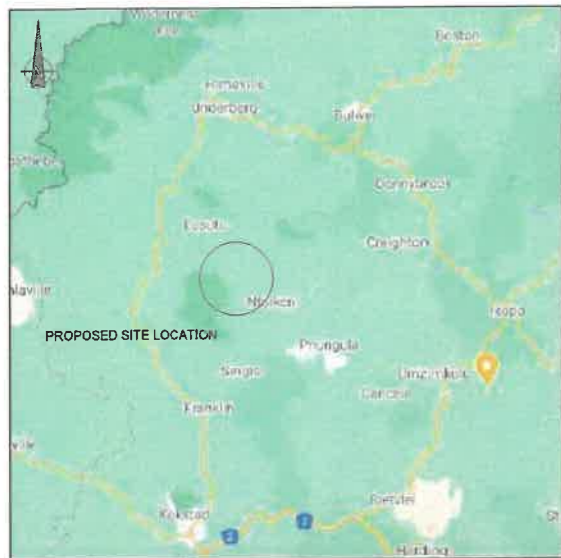
CLIENT:

APPROVED: A BOGATSU FOR ZIMILE CONSULTING ENGINEERS
DESIGNATION: TECHNICAL MANAGER
DATE: _____ SIGNATURE: _____

PROJECT: WATER SUPPLY TO MASIMINI MBUZWENI VILLAGES INTERVENTION SCHEMES

TITLE: WATER LAYOUT PLAN- SANGWENI VILLAGE

PROJECT PHASE			
PRELIMINARY	TECHNICAL	CONSTRUCTION	AS-BUILT
DATE: OCTOBER 2020	SCALE: AS SHOWN		
DRAWING No. J000084	WA	LA	003
CAD FILENAME	A1		REVISION



LOCALITY PLAN



- NOTES:**
1. THIS DESIGN WAS ENGINEERED BY : ZIMILE CONSULTING ENGINEERS
 2. THESE DRAWINGS MUST BE READ IN CONJUNCTION WITH THE SANS AND PROJECT SPECIFICATIONS.
 3. ALL SETTING OUT AND DIMENSIONS MUST BE CONFIRMED AND APPROVED ON SITE
 4. ALL CONSTRUCTION TO BE DONE IN ACCORDANCE WITH THE SANS AND PROJECT SPECIFICATIONS.
 5. ALL MATERIAL AND WORKMANSHIP MUST COMPLY WITH THE REQUIREMENTS OF THE LATEST RELEVANT SANS AND PROJECT SPECIFICATIONS
 6. THE CONTRACTOR SHALL REPORT ANY DISCREPANCIES TO THE ENGINEER WITH REGARDS TO THE BOQ, DRAWINGS AND SPECIFICATION BEFORE ORDERING ANY MATERIAL.
 7. FINAL POSITION OF SERVICES TO BE DETERMINED ON SITE.
 8. THE CONTRACTOR SHALL DETERMINE THE EXACT LOCATION OF ALL POTENTIALLY CLASHING EXISTING SERVICES AND PROTECT THEM FROM DAMAGE THROUGHOUT THE DURATION OF THE WORKS
 9. PIPES TO BE LAID AT LEAST 1m AWAY FROM THE STAND BOUNDARIES AND 1m AWAY FROM THE ROAD EDGE

LEGEND

- PROPOSED WATER PIPE
- 50 @ HDPE Class 10 --- PIPE DIAMETER, MATERIAL & CLASS
- NEW VALVE ON EXISTING PIPE
- NEW SCOUR VALVE
- NEW AIR VALVE
- NEW WATER METER
- NEW PIPE IN NEW SLEEVE
- RESERVOIR --- EXISTING RESERVOIR
- SP --- EXISTING SPRING

STRUCTURE LIST-Bulk Water

STRUCTURE NAME	Y	X
N0	-628 403.880	-11 061 337.640
N1	-628 396.737	-11 061 390.019
N2	-628 454.465	-11 061 395.728
N3	-628 491.824	-11 061 407.774
N4	-628 529.892	-11 061 423.718
N5	-628 599.020	-11 061 440.813
N6	-628 618.244	-11 061 445.567
N7	-628 666.474	-11 061 462.657
N8	-628 692.031	-11 061 473.746
N9	-628 712.257	-11 061 476.476
N10	-628 749.926	-11 061 464.557
N11	-628 770.650	-11 061 448.704
N12	-628 787.115	-11 061 443.399
N13	-628 835.898	-11 061 438.195
N14	-628 852.986	-11 061 432.259
N15	-628 863.565	-11 061 411.144
N16	-628 873.300	-11 061 369.770
R0	-628 414.336	-11 061 260.959
R1	-628 849.935	-11 061 344.602

PIPELINE SUMMARY FOR THIS DRAWING ONLY

DESCRIPTION	QTY OR METER
AIR VALVE CHAMBER (QTY)	1
SCOUR VALVE CHAMBER (QTY)	1
75mm HDPE CLASS 12	710.000
TOTAL PIPE LENGTH	710.000

NKUKHWINI VILLAGE SITE LAYOUT PLAN
SCALE 1:2 000

FOR TENDER PURPOSES ONLY



DESIGNED	N NDLOVU
DRAWN	N NDLOVU
CHECKED	A BOGATSU
ISSUED FOR TENDER	06/10/2020
NATURE OF REVISION	DATE

ZIMILE Consulting Engineers
INTERNATIONAL BUSINESS GATEWAY OFFICE PARK
CNR PIONEER AVENUE AND ELIZABETH MIDRIDGE PARK
TEL: (011) 460 - 8576
FAX: (011) 495 - 8813
E-MAIL: info@zimile.co.za
COPYRIGHT RESERVED ©



CLIENT: **MASIMINI MBUZWENI VILLAGES INTERVENTION SCHEMES**

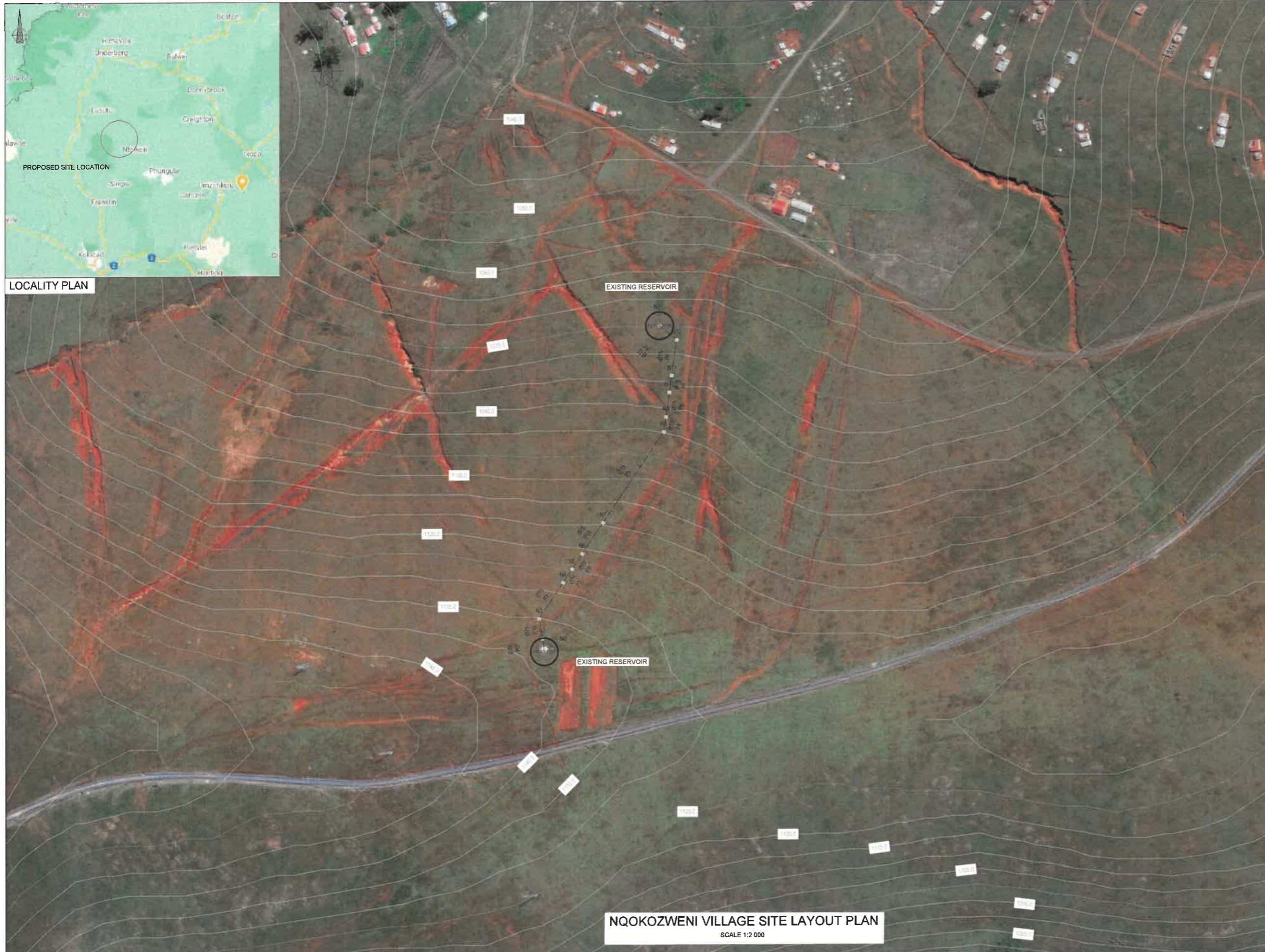
APPROVED: **A BOGATSU**
FOR ZIMILE CONSULTING ENGINEERS
DESIGNATION: **TECHNICAL MANAGER**
DATE: _____ SIGNATURE: _____

PROJECT: **WATER SUPPLY TO MASIMINI MBUZWENI VILLAGES INTERVENTION SCHEMES**
TITLE: **WATER LAYOUT PLAN- NKUKHWINI VILLAGE**

PROJECT PHASE			
PRELIMINARY	TENDER	CONSTRUCTION	AS-BUILT
DATE: OCTOBER 2020		SCALE: AS SHOWN	
DRAWING No.	WA	LA	004
CAD FILENAME	WA	LA	004
REV: 01	A	SAZE	A1



LOCALITY PLAN



NQOKOZWENI VILLAGE SITE LAYOUT PLAN

SCALE 1:2 000

NOTES:

1. THIS DESIGN WAS ENGINEERED BY : ZIMILE CONSULTING ENGINEERS
2. THESE DRAWINGS MUST BE READ IN CONJUNCTION WITH THE SANS AND PROJECT SPECIFICATIONS.
3. ALL SETTING OUT AND DIMENSIONS MUST BE CONFIRMED AND APPROVED ON SITE
4. ALL CONSTRUCTION TO BE DONE IN ACCORDANCE WITH THE SANS AND PROJECT SPECIFICATIONS.
5. ALL MATERIAL AND WORKMANSHIP MUST COMPLY WITH THE REQUIREMENTS OF THE LATEST RELEVANT SANS AND PROJECT SPECIFICATIONS
6. THE CONTRACTOR SHALL REPORT ANY DISCREPANCIES TO THE ENGINEER WITH REGARDS TO THE BOQ, DRAWINGS AND SPECIFICATION BEFORE ORDERING ANY MATERIAL.
7. FINAL POSITION OF SERVICES TO BE DETERMINED ON SITE.
8. THE CONTRACTOR SHALL DETERMINE THE EXACT LOCATION OF ALL POTENTIALLY CLASHING EXISTING SERVICES AND PROTECT THEM FROM DAMAGE THROUGHOUT THE DURATION OF THE WORKS
9. PIPES TO BE LAID AT LEAST 1m AWAY FROM THE STAND BOUNDARIES AND 1m AWAY FROM THE ROAD EDGE

LEGEND

- PROPOSED WATER PIPE
- 50 @ HDPE Class 10 → PIPE DIAMETER, MATERIAL & CLASS
- NEW VALVE ON EXISTING PIPE
- NEW SCOUR VALVE
- NEW AIR VALVE
- NEW WATER METER
- NEW PIPE IN NEW SLEEVE
- EXISTING RESERVOIR

STRUCTURE LIST-Nqokozweni

STRUCTURE NAME	Y	X
N0	-657 122.513	-11 055 264.429
N1	-657 248.537	-11 055 619.554
N2	-657 120.402	-11 055 276.885
N3	-657 116.725	-11 055 298.581
N4	-657 143.032	-11 055 337.964
N5	-657 153.030	-11 055 352.932
N6	-657 164.139	-11 055 369.563
N7	-657 186.912	-11 055 403.657
N8	-657 253.277	-11 055 503.011
N9	-657 255.544	-11 055 519.374
N10	-657 259.296	-11 055 546.441
N11	-657 261.859	-11 055 564.839
N12	-657 267.257	-11 055 603.886

FOR APPROVAL PURPOSES

DESIGNED	N NDLOVU	DATE	
DRAWN	N NDLOVU	DATE	
CHECKED	A BOGATSU	DATE	09/10/2020
ISSUED FOR TENDER		DATE	09/10/2020
NATURE OF REVISION		DATE	

ZIMILE
Consulting Engineers

INTERNATIONAL BUSINESS GATEWAY OFFICE PARK
CNR PIONEER AVENUE AND ELIZABETH MIDRIDGE PARK
TEL: (011) 466 - 8576
FAX: (011) 466 - 8513
E-MAIL: info@zimile.co.za

COPYRIGHT RESERVED ©



APPROVED

A BOGATSU
FOR ZIMILE CONSULTING ENGINEERS

DESIGNATION: TECHNICAL MANAGER

DATE: _____ SIGNATURE: _____

PROJECT:
WATER SUPPLY TO MASIMANI MBUZWENI VILLAGES INTERVENTION SCHEMES


TITLE:
WATER LAYOUT PLAN- NQOKOZWENI VILLAGE

PROJECT PHASE			
PRELIMINARY	TECHNICAL	CONSTRUCTION	AS-BUILT
DATE: OCTOBER 2020	SCALE: AS SHOWN		
DRAWING No. J000084	WA	LA	005
CAD FILENAME			
			REVISION
			A
			A1

PIPELINE SUMMARY FOR THIS DRAWING ONLY	
DESCRIPTION	QTY OR METER
AIR VALVE CHAMBER (QTY)	1
SCOUR VALVE CHAMBER (QTY)	1
75mm HDPE CLASS 16	710.000
TOTAL PIPE LENGTH:	710.000

BENCHMARK CO-ORDINATES			
POINTS	Y	X	Z
BM1	TBC	TBC	TBC
BM2	TBC	TBC	TBC
BM3	TBC	TBC	TBC

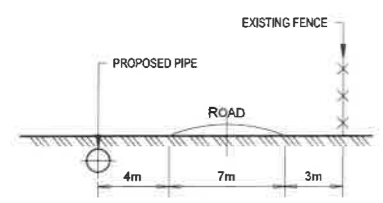
STRUCTURE LIST-Bulk Water		
STRUCTURE NAME	Y	X
N0	-628 403.880	-11 061 337.840
N1	-628 396.737	-11 061 390.019
N2	-628 454.465	-11 061 395.726
N3	-628 491.824	-11 061 407.774
N4	-628 529.892	-11 061 423.718
N5	-628 599.020	-11 061 440.813
N6	-628 618.244	-11 061 445.587
N7	-628 666.474	-11 061 462.657
N8	-628 692.031	-11 061 473.746
N9	-628 712.257	-11 061 476.476
N10	-628 749.926	-11 061 464.557
N11	-628 770.650	-11 061 448.704
N12	-628 787.115	-11 061 443.399
N13	-628 835.898	-11 061 438.155
N14	-628 852.886	-11 061 432.259
N15	-628 863.565	-11 061 411.144
N16	-628 873.300	-11 061 369.770
R0	-628 414.336	-11 061 260.959
R1	-628 849.935	-11 061 344.602



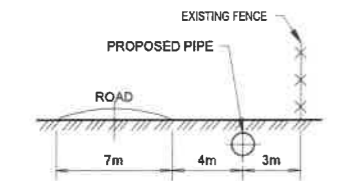
- NOTES:**
- THIS DESIGN WAS ENGINEERED BY : ZIMILE CONSULTING ENGINEERS
 - THESE DRAWINGS MUST BE READ IN CONJUNCTION WITH THE SANS AND PROJECT SPECIFICATIONS.
 - ALL SETTING OUT AND DIMENSIONS MUST BE CONFIRMED AND APPROVED ON SITE
 - ALL CONSTRUCTION TO BE DONE IN ACCORDANCE WITH THE SANS AND PROJECT SPECIFICATIONS.
 - ALL MATERIAL AND WORKMANSHIP MUST COMPLY WITH THE REQUIREMENTS OF THE LATEST RELEVANT SANS AND PROJECT SPECIFICATIONS
 - THE CONTRACTOR SHALL REPORT ANY DISCREPANCIES TO THE ENGINEER WITH REGARDS TO THE BOQ, DRAWINGS AND SPECIFICATION BEFORE ORDERING ANY MATERIAL.
 - FINAL POSITION OF SERVICES TO BE DETERMINED ON SITE.
 - THE CONTRACTOR SHALL DETERMINE THE EXACT LOCATION OF ALL POTENTIALLY CLASHING EXISTING SERVICES AND PROTECT THEM FROM DAMAGE THROUGHOUT THE DURATION OF THE WORKS
 - PIPES TO BE LAID AT LEAST 1m AWAY FROM THE STAND BOUNDARIES AND 1m AWAY FROM THE ROAD EDGE

LEGEND

- PROPOSED WATER PIPE
- PIPE DIAMETER, MATERIAL & CLASS
- NEW VALVE ON EXISTING PIPE
- NEW SCOUR VALVE
- NEW AIR VALVE
- NEW WATER METER
- NEW PIPE IN NEW SLEEVE
- EXISTING RESERVOIR
- EXISTING SPRING



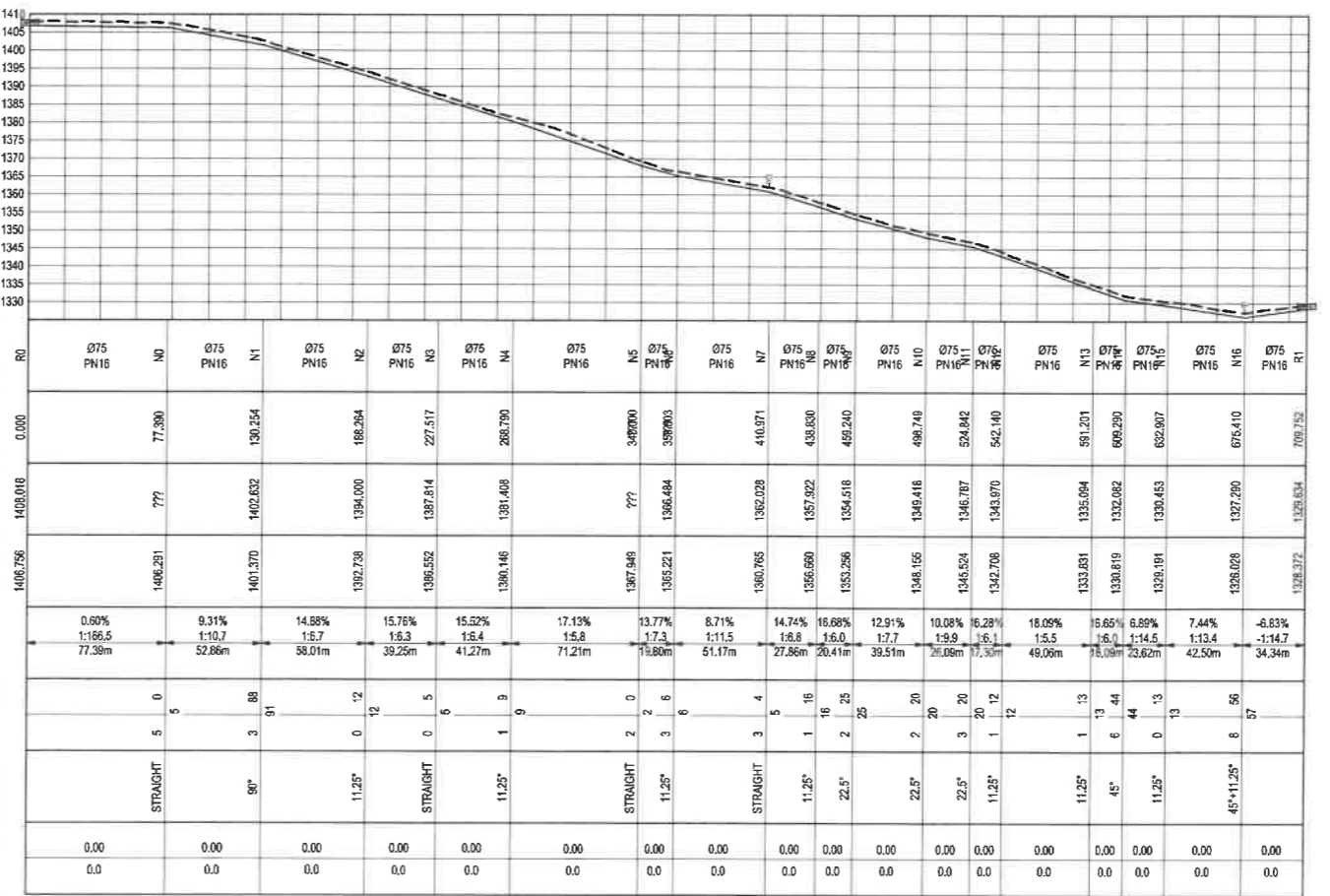
SECTION 02-02
POSITION OF PIPELINE IN SERVITUDE STRIP
NTS



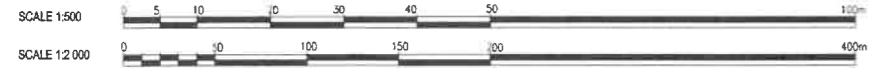
SECTION 01-01
POSITION OF PIPELINE IN SERVITUDE STRIP
NTS

NGL ---
EGL ---
HGL ---
SCALES:
Horizontal 1:1000
Vertical 1:500
DATUM 1325.000

REFERENCE	DISTANCE (m)	GROUND LEVEL	PIPE INVERT LEVEL	SLOPE / LENGTH	CHANGE IN DIRECTION	FITTINGS	HYDRAULICS
R0	0.000	1408.016	1408.251	0.60%	5 0	STRAIGHT	0.00
N0	77.390	???	1406.251	1:166.5	5 0	STRAIGHT	0.0
N1	130.254	1402.832	1401.370	9.31%	3 88	90°	0.00
N2	182.264	1394.000	1392.738	14.88%	0 12	11.25°	0.00
N3	227.517	1387.814	1386.552	15.76%	0 5	STRAIGHT	0.00
N4	288.290	1381.408	1380.146	15.52%	1 9	11.25°	0.00
N5	349.000	???	1367.949	17.13%	2 0	STRAIGHT	0.00
N6	399.003	1366.484	1365.221	15.8%	3 6	11.25°	0.00
N7	410.971	1362.028	1360.765	17.13%	3 4	STRAIGHT	0.00
N8	438.800	1357.822	1356.680	14.74%	1 16	11.25°	0.00
N9	459.240	1354.518	1353.296	16.68%	2 25	22.5°	0.00
N10	498.749	1348.418	1346.156	12.91%	2 20	22.5°	0.00
N11	544.842	1346.787	1345.524	10.08%	3 20	22.5°	0.00
N12	542.140	1343.970	1342.708	16.23%	1 12	11.25°	0.00
N13	591.201	1335.094	1333.831	18.09%	1 13	11.25°	0.00
N14	609.290	1332.082	1330.819	16.6%	6 44	45°	0.00
N15	632.907	1330.433	1328.181	6.89%	0 13	11.25°	0.00
N16	675.410	1327.290	1326.028	7.44%	8 56	45°-11.25°	0.00
R1	709.752	1326.834	1326.372	-6.83%	57		0.00



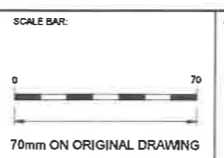
LONG SECTION
CH 0m TO CH 710m
VERTICAL SCALE 1:500
HORIZONTAL SCALE 1:2 000



FOR APPROVAL PURPOSES

DESIGNED	N NDLOVU
DRAWN	N NDLOVU
CHECKED	A BOGATSU
ISSUED FOR TENDER	09/10/2020
NATURE OF REVISION	DATE

ZIMILE
Consulting Engineers
INTERNATIONAL BUSINESS GATEWAY OFFICE PARK
CNR PIONEER AVENUE AND ELIZABETH MIDRIDGE PARK
TEL (011) 465 - 8576
FAX (011) 465 - 8813
E-MAIL info@zimile.co.za
COPYRIGHT RESERVED ©



APPROVED
A BOGATSU
FOR ZIMILE CONSULTING ENGINEERS
DESIGNATION TECHNICAL MANAGER
DATE
SIGNATURE

PROJECT:
WATER SUPPLY TO MASIMINI MBUZWENI VILLAGES INTERVENTION SCHEMES
TITLE:
NKUKHWINI VILLAGE PIPELINE LONG SECTION CH0 TO CH 710

PROJECT PHASE			
PRELIMINARY	TENDER	CONSTRUCTION	AS-BUILT
DATE	OCTOBER 2020	SCALE	AS SHOWN
DRAWING No.	J000084	WA	LS
CAD FILENAME		100	A
SIZE	A1		

**PIPELINE SUMMARY
FOR THIS DRAWING ONLY**


DESCRIPTION	QTY OR METER
AIR VALVE CHAMBER (QTY)	1
SCOUR VALVE CHAMBER (QTY)	1
75mm HDPE CLASS 16	410.000
TOTAL PIPE LENGTH	410.000

BENCHMARK CO-ORDINATES

POINTS	Y	X	Z
BM1	TBC	TBC	TBC
BM2	TBC	TBC	TBC
BM3	TBC	TBC	TBC

STRUCTURE LIST-Nqokozweni

STRUCTURE NAME	Y	X
N0	-657 122.513	-11 055 284.429
N1	-657 248.537	-11 055 519.554
N2	-657 120.402	-11 055 276.885
N3	-657 116.725	-11 055 298.581
N4	-657 143.032	-11 055 337.964
N5	-657 153.030	-11 055 352.932
N6	-657 164.139	-11 055 369.593
N7	-657 186.912	-11 055 403.657
N8	-657 253.277	-11 055 503.011
N9	-657 255.544	-11 055 519.374
N10	-657 259.296	-11 055 546.441
N11	-657 261.859	-11 055 564.939
N12	-657 267.257	-11 055 603.888



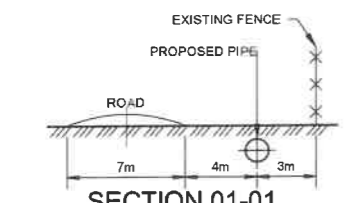
PLAN
SCALE 1:2 000

NOTES:

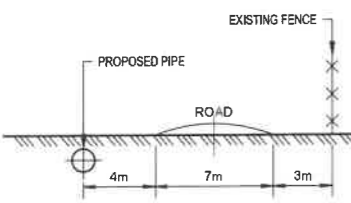
- THIS DESIGN WAS ENGINEERED BY : ZIMILE CONSULTING ENGINEERS
- THESE DRAWINGS MUST BE READ IN CONJUNCTION WITH THE SANS AND PROJECT SPECIFICATIONS.
- ALL SETTING OUT AND DIMENSIONS MUST BE CONFIRMED AND APPROVED ON SITE
- ALL CONSTRUCTION TO BE DONE IN ACCORDANCE WITH THE SANS AND PROJECT SPECIFICATIONS.
- ALL MATERIAL AND WORKMANSHIP MUST COMPLY WITH THE REQUIREMENTS OF THE LATEST RELEVANT SANS AND PROJECT SPECIFICATIONS
- THE CONTRACTOR SHALL REPORT ANY DISCREPANCIES TO THE ENGINEER WITH REGARDS TO THE BOQ, DRAWINGS AND SPECIFICATION BEFORE ORDERING ANY MATERIAL.
- FINAL POSITION OF SERVICES TO BE DETERMINED ON SITE.
- THE CONTRACTOR SHALL DETERMINE THE EXACT LOCATION OF ALL POTENTIALLY CLASHING EXISTING SERVICES AND PROTECT THEM FROM DAMAGE THROUGHOUT THE DURATION OF THE WORKS
- PIPES TO BE LAID AT LEAST 1m AWAY FROM THE STAND BOUNDARIES AND 1m AWAY FROM THE ROAD EDGE

LEGEND

- PROPOSED WATER PIPE
- PIPE DIAMETER, MATERIAL & CLASS
- NEW VALVE ON EXISTING PIPE
- NEW SCOUR VALVE
- NEW AIR VALVE
- NEW WATER METER
- NEW PIPE IN NEW SLEEVE
- EXISTING RESERVOIR
- EXISTING SPRING

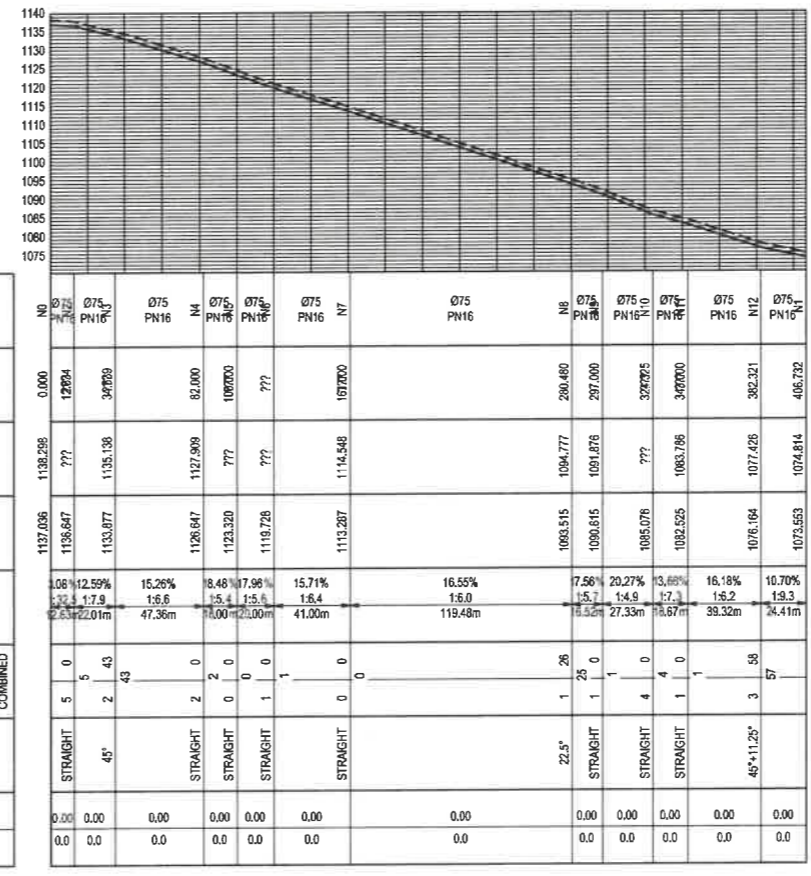


SECTION 01-01
POSITION OF PIPELINE IN SERVITUDE STRIP
NTS

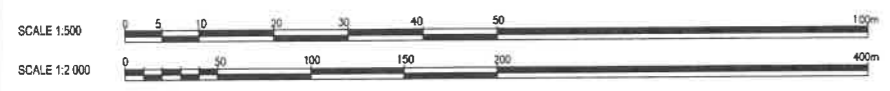


SECTION 02-02
POSITION OF PIPELINE IN SERVITUDE STRIP
NTS

NGL ---
EGL ---
HGL ---
SCALES:
Horizontal 1:1000
Vertical 1:500
DATUM 1070.000



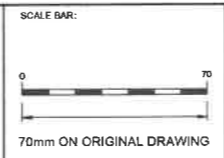
LONG SECTION
CH 0m TO CH 410m
VERTICAL SCALE 1:500
HORIZONTAL SCALE 1:2 000



FOR TENDER PURPOSES ONLY

DESIGNED	N NDLOVU	DATE	
DRAWN	N NDLOVU	DATE	
CHECKED	A BOGATSU	DATE	09/10/2020
ISSUED FOR TENDER		DATE	09/10/2020
NATURE OF REVISION		DATE	

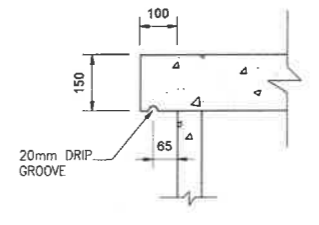
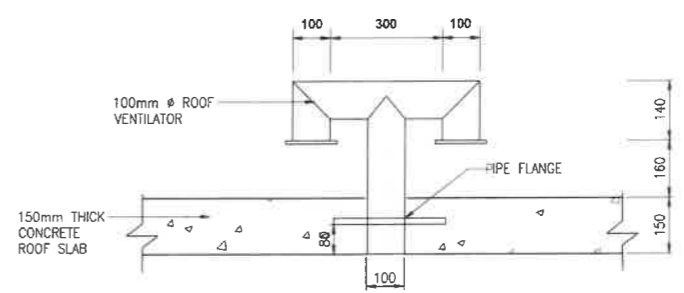
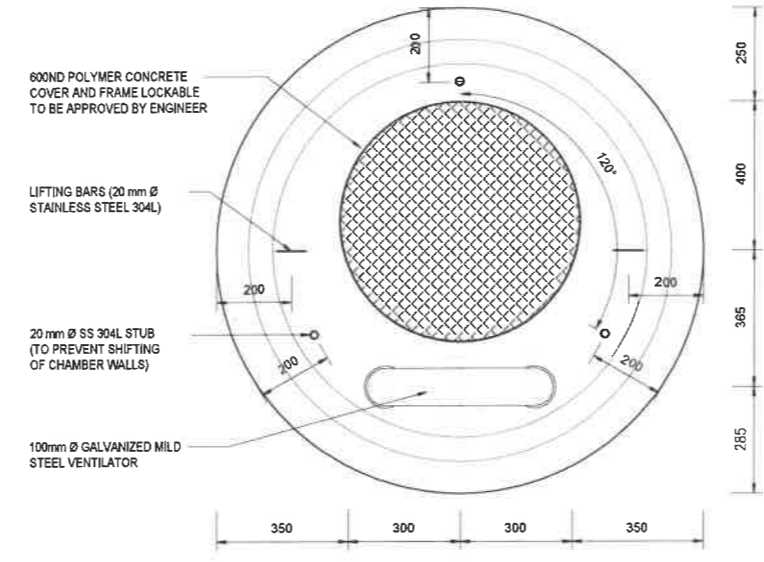
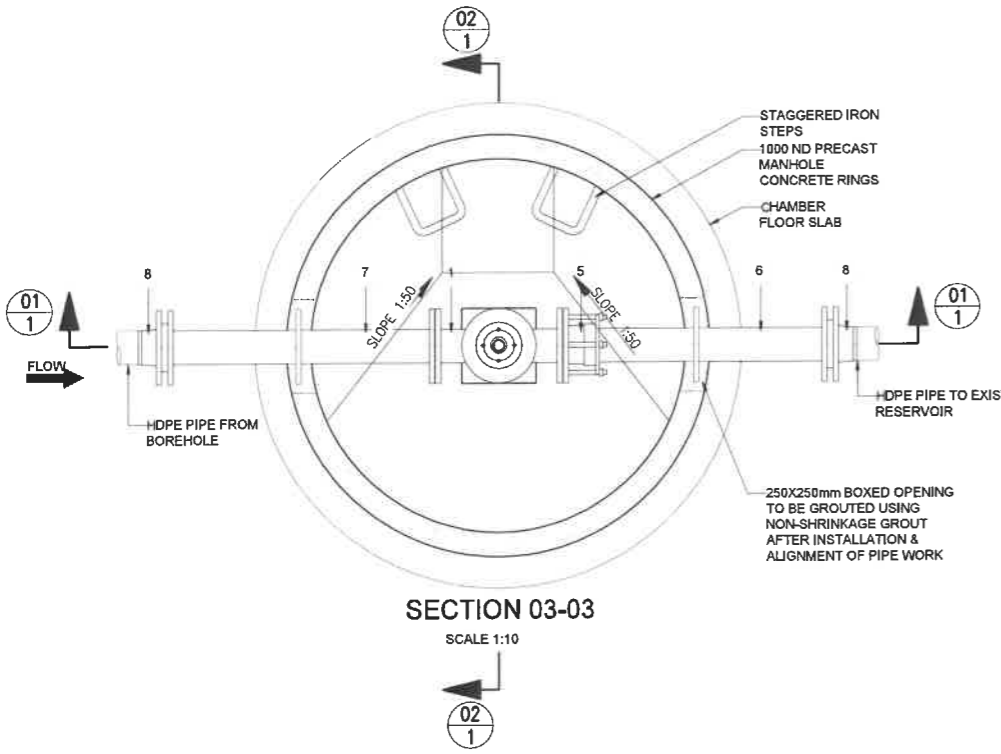
ZIMILE Consulting Engineers
INTERNATIONAL BUSINESS GATEWAY OFFICE PARK
CHIR PIONEER AVENUE AND ELIZABETH MDRIDGE PARK
TEL: (011) 405 - 8576
FAX: (011) 405 - 8813
E-MAIL: info@zimile.co.za



APPROVED:
A BOGATSU
FOR ZIMILE CONSULTING ENGINEERS
DESIGNATION: TECHNICAL MANAGER
DATE: _____ SIGNATURE: _____

PROJECT:
WATER SUPPLY TO MASIMINI MBUZWENI VILLAGES INTERVENTION SCHEMES
TITLE:
NQOKOZWENI VILLAGE PIPELINE LONG SECTION CH0 TO CH 410

PROJECT PHASE			
PRELIMINARY	TENDER	CONSTRUCTION	AS-BUILT
DATE: SEPTEMBER 2020		SCALE: AS SHOWN	
DRAWING No.	WA	LS	101
J000084			
CAD FILENAME	Revision 1		SIZE A1



NOTES:

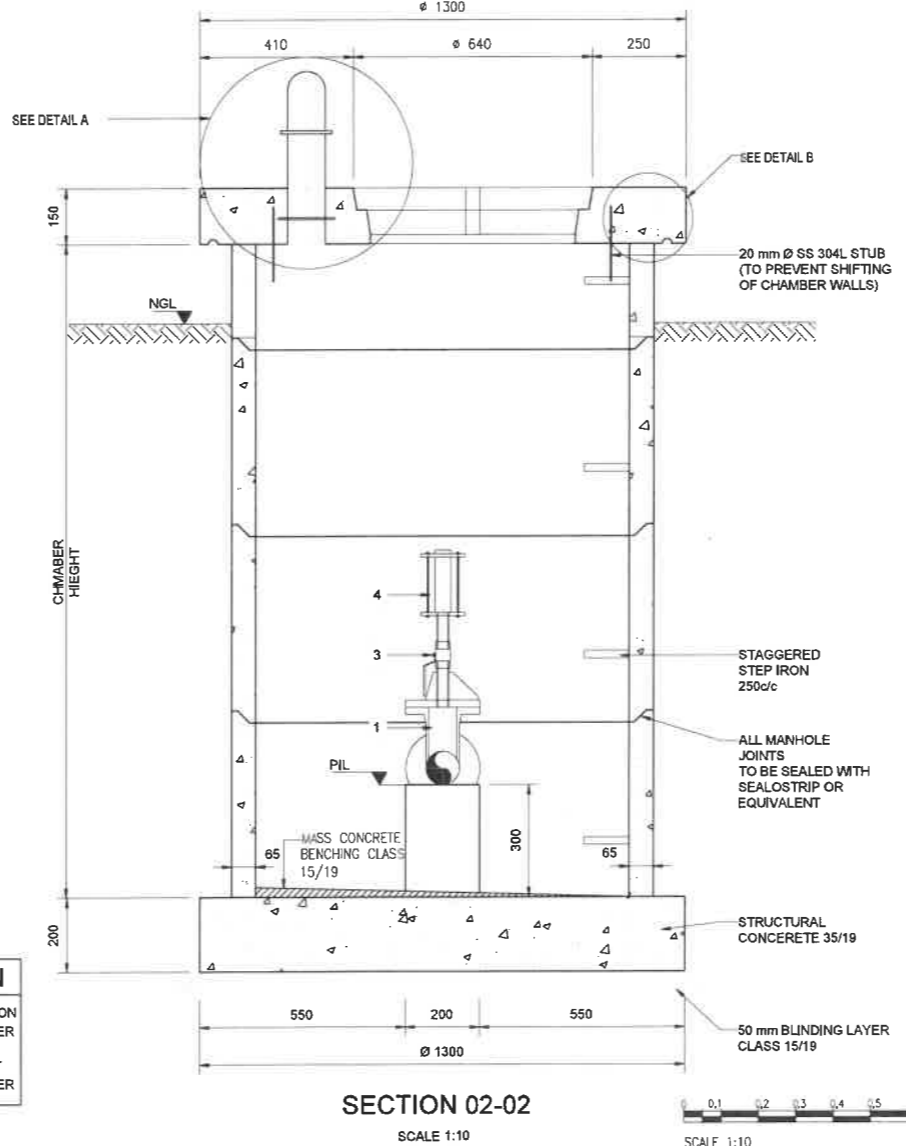
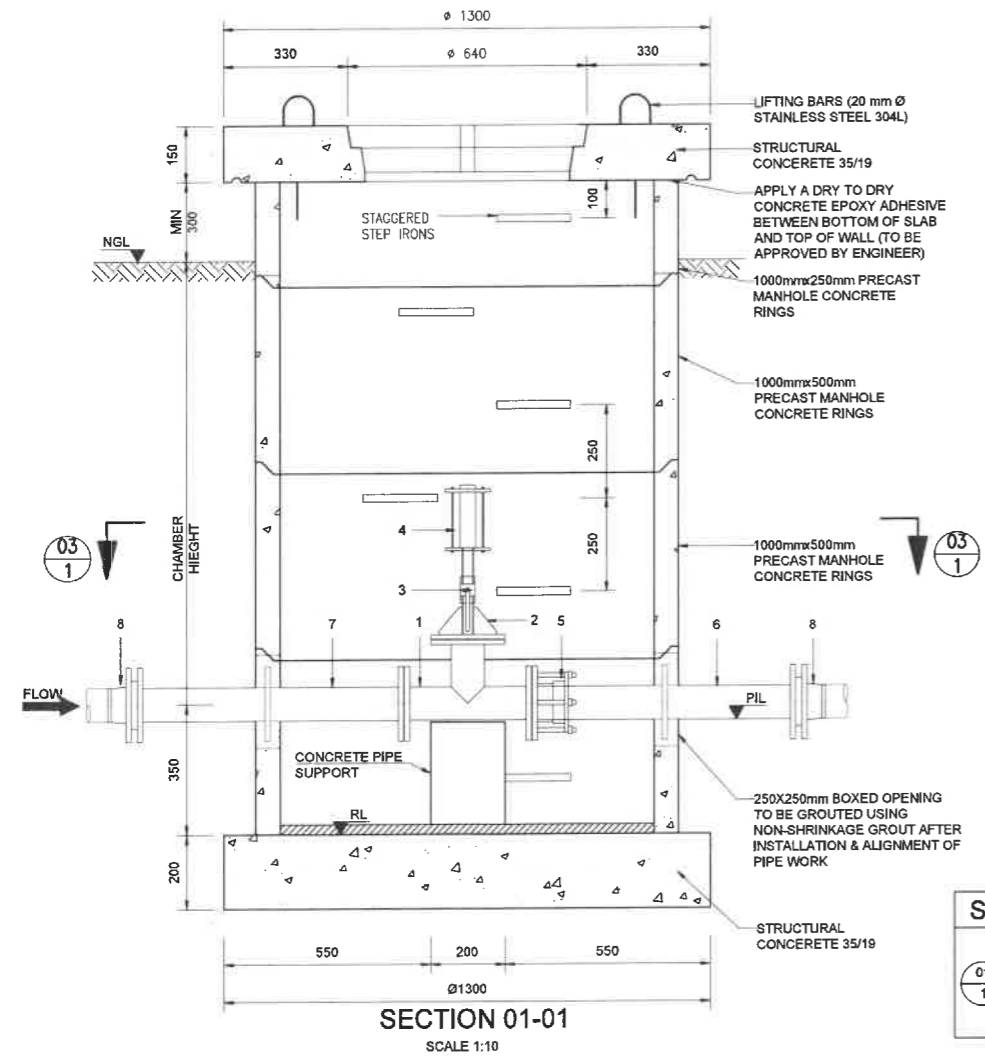
- CONCRETE AND MISCELLANEOUS
- ALL CONCRETE EDGES TO BE 25mm CHAMFERED
- CONCRETE VOLUME :
CLASS 35/19 + 10.30m³
CLASS 15/19 + 1.50m³
- ALL EXPOSED METAL WORK TO BE CR12 (UNPAINTED)
- BACKFILL BELOW CHAMBER TO BE COMPACTED IN 150mm LAYERS TO 95 PERCENT MOD AASHTO

2. GENERAL :

- CHECK THAT PIPES SPECIALS FIT CORRECTLY IN THE CHAMBERS BEFORE MANUFACTURE
- PIPE SPECIAL TO BE CUT ON SITE SHALL BE MANUFACTURED WITH AN EXTRA LENGTH OF 30 PERCENT
- ALLOW FOR 3mm THICK GASKETS BETWEEN THE FLANGES
- CHECK DIMENSION OF THE EXISTING PIPELINE BEFORE ORDERING PIPE SPECIALS AND COUPLING
- PROVIDE LIFTING LUGS WHERE REQUIRED
- WHERE H>1m PROVIDE OUTSIDE LADDERS. LADDERS DETAILS ARE PROVIDED IN A RELEVANT DRG REFER TO LIST OF DRG

ABBREVIATION:

CH - CHAINAGE
NGL - NATURAL GROUND LEVEL
PIL - PIPE INVERT LEVEL
RL - REDUCED LEVEL




ITEM No.	No. OFF	MATERIAL	DESCRIPTION	SKETCH
1	1	GALVANISED STEEL	EQUAL TEE 80x80 ALL ENDS FLANGED AS INDICATED PN16	
2	1	GALVANISED STEEL	SPECIAL REDUCER: 80mm NB BLANK FLANGE WITH 25mm NB STUB 125mm LONG, WELDED IN THE CENTRE OF THE BLANK FLANGE. THREAD END OF THE STUB TO CONFIRM BALL VALVE THREADS SPEC. STUB WITH 3 X 5mm M.S. GUSSET PLATES FITTED AS INDICATED	
3	1	GALVANISED STEEL	BALL VALVE 25mm NB SCREWED ENDS	
4	1	GALVANISED STEEL	AIR VALVE STANDARD SCREWED DOUBLE ORIFICE AIR VALVE	
5	1	GALVANISED STEEL	FLANGE ADAPTOR PN16	
6	1	GALVANISED STEEL	STRAIGHT PIPE ONE FLANGED, OTHER PLAIN FOR CUT TO SUIT ON SITE PUDDLE FLANGE AS INDICATED PN16	
7	1	GALVANISED STEEL	STRAIGHT PIPE FLANGED ON BOTH ENDS WITH PUDDLE FLANGE AS INDICATED PN16	
8	2	HDPE	FLANGED STUB WITH BACKING FLANGE AS INDICATED PN16	

FOR TENDER PURPOSES ONLY

DESIGNED	N NDLOVU	DATE	09/10/2020
DRAWN	N NDLOVU	DATE	
CHECKED	A BOGATSU	DATE	

ZIMILE
Consulting Engineers

INTERNATIONAL BUSINESS GATEWAY OFFICE PARK
CNR PIONEER AVENUE AND ELIZABETH MIDSDOE PARK
TEL: (011) 466 - 8576
FAX: (011) 466 - 8813
E-MAIL: info@zimile.co.za



APPROVED:
A BOGATSU
FOR ZIMILE CONSULTING ENGINEERS
DESIGNATION: TECHNICAL MANAGER
DATE: _____ SIGNATURE: _____

PROJECT:
WATER SUPPLY TO MASIMINI MBUZWENI VILLAGES INTERVENTION SCHEMES

TITLE:
AIRVALVES DETAILS
SHEET 1 OF 2

PROJECT PHASE			
PRELIMINARY	TENDER	CONSTRUCTION	AS-BUILT
DATE:	OCTOBER 2020	SCALE:	AS SHOWN
DRAWING No.	J000084	WT	DE 200 A
CAD FILENAME	C:\Users\ndlovu\OneDrive\Documents\J000084.dwg	1 of 2.dwg	SAZ: A1

NOTES:

1. CONCRETE AND MISCELLANEOUS
 - 1.1. ALL CONCRETE EDGES TO BE 25mm CHAMFERED
 - 1.2. CONCRETE VOLUME :
CLASS 35/19 + 10.30m³
CLASS 15/19 + 1.50m³
 - 1.3. ALL EXPOSED METAL WORK TO BE CR12(UNPAINTED)
- 1.4. BACKFILL BELOW CHAMBER TO BE COMPACTED IN 150mm LAYERS TO 95 PERCENT MOD AASHTO
2. GENERAL :
 - 2.1. CHECK THAT PIPES SPECIALS FIT CORRECTLY IN THE CHAMBERS BEFORE MANUFACTURE
 - 2.2. PIPE SPECIAL TO BE CUT ON SITE SHALL BE MANUFACTURED WITH AN EXTRA LENGTH OF 30 PERCENT
 - 2.3. ALLOW FOR 3mm THICK GASKETS BETWEEN THE FLANGES
 - 2.4. CHECK DIMENSION OF THE EXISTING PIPELINE BEFORE ORDERING PIPE SPECIALS AND COUPLING
 - 2.5. PROVIDE LIFTING LUGS WHERE REQUIRED
 - 2.6. WHERE H>1m PROVIDE OUTSIDE LADDERS. LADDERS DETAILS ARE PROVIDED IN A RELEVANT DRG REFER TO LIST OF DRG

ABBREVIATION:

- CH - CHAINAGE
- NGL - NATURAL GROUND LEVEL
- PIL - PIPE INVERT LEVEL
- RL - REDUCED LEVEL

**TABLE 1
AIR VALVE CHAMBER SCHEDULE FOR NKUKHWINI**

AIR VALVE	CH (m)	NGL (masl)	PIL (masl)	RL (masl)	D (mm)	PIPE CLASS (kPa)	d (mm)	VALVE CLASS (kPa)	h chamber (mm)
AIR1	410.971	1362.028	1360.765	1360.465	50 OD	PN10	25 NB	PN16	1800

**TABLE 2
AIR VALVE CHAMBER SCHEDULE FOR NQOKOZWENI**

AIR VALVE	CH (m)	NGL (masl)	PIL (masl)	RL (masl)	D (mm)	PIPE CLASS (kPa)	d (mm)	VALVE CLASS (kPa)	h chamber (mm)
AIR1					50 OD	PN10	25 NB	PN16	1800

**TABLE 3
AIR VALVE CHAMBER SCHEDULE FOR SANGWENI**

AIR VALVE	CH (m)	NGL (masl)	PIL (masl)	RL (masl)	D (mm)	PIPE CLASS (kPa)	d (mm)	VALVE CLASS (kPa)	h chamber (mm)
AIR1					75 OD	PN20	25 NB	PN25	1800
AIR2					75 OD	PN20	25 NB	PN25	1800
AIR3					75 OD	PN20	25 NB	PN25	1800
AIR4					75 OD	PN20	25 NB	PN25	1800

**TABLE 4
AIR VALVE CHAMBER SCHEDULE FOR NONGINQI**

AIR VALVE	CH (m)	NGL (masl)	PIL (masl)	RL (masl)	D (mm)	PIPE CLASS (kPa)	d (mm)	VALVE CLASS (kPa)	h chamber (mm)
AIR1					75 OD	PN20	25 NB	PN25	1800
AIR2					75 OD	PN20	25 NB	PN25	1800
AIR3					75 OD	PN20	25 NB	PN25	1800
AIR4					75 OD	PN20	25 NB	PN25	1800

OPERATING INSTRUCTIONS

VALVES SHALL REMAIN FULLY OPENED AT ALL TIMES.

NO VALVE SHALL BE CLOSED DURING PIPELINES OPERATION.

INSTRUCTION PLATE


NTS
3 mm STAINLESS STEEL PLATE

**FOR TENDER
PURPOSES ONLY**

DESIGNED	N NDLOVU
DRAWN	N NDLOVU
CHECKED	A BOGATSU
ISSUED FOR TENDER	06/10/2020
NATURE OF REVISION	DATE



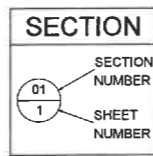
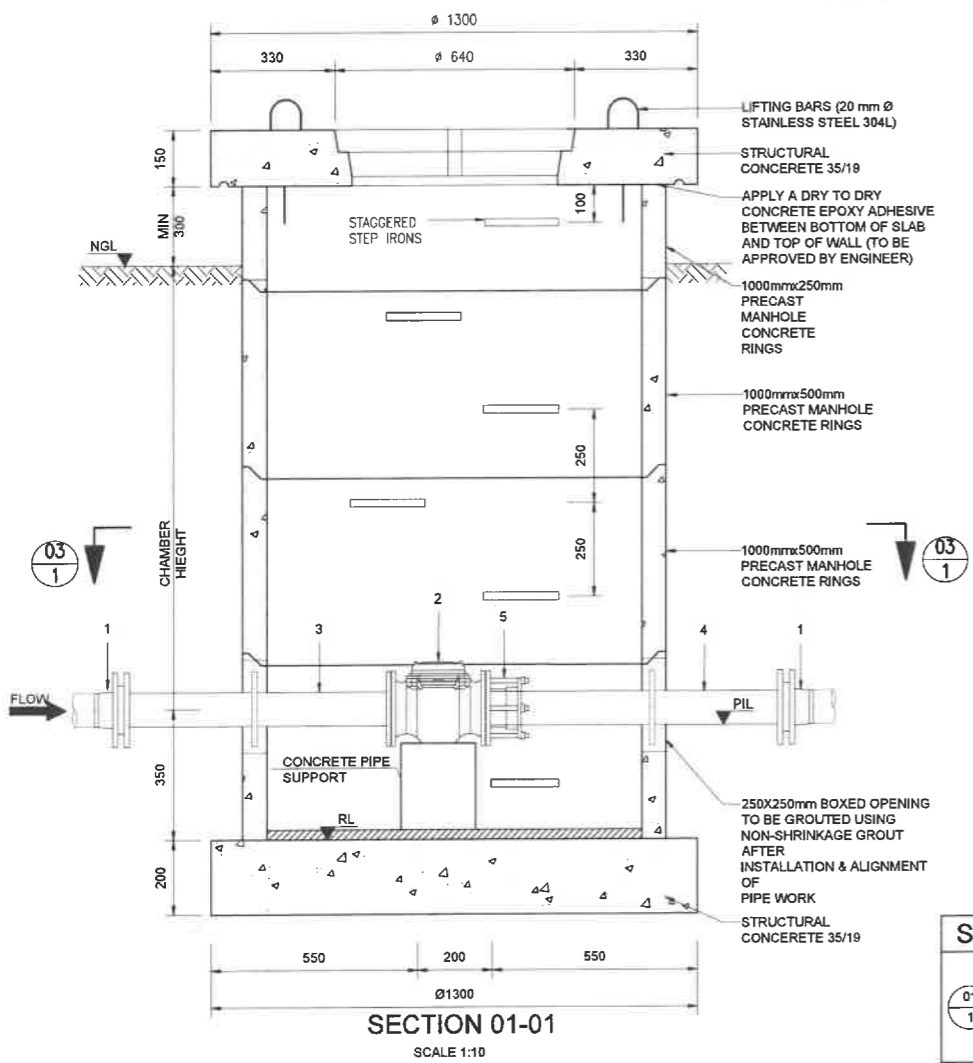
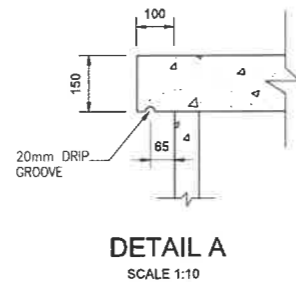
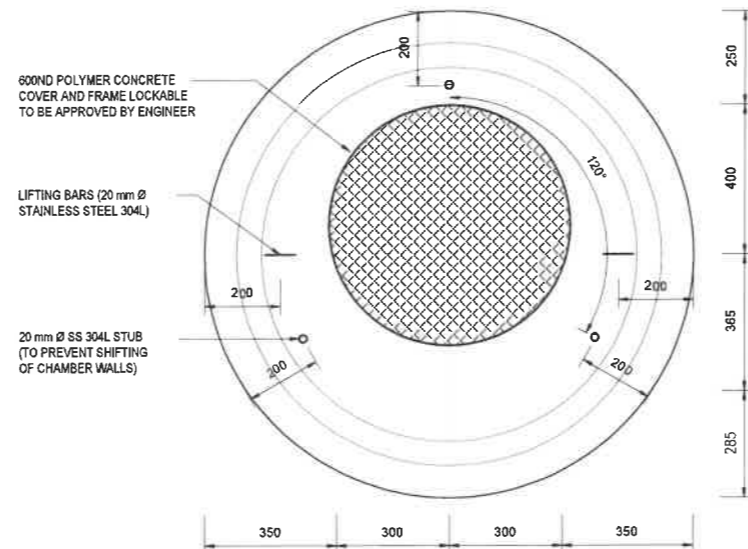
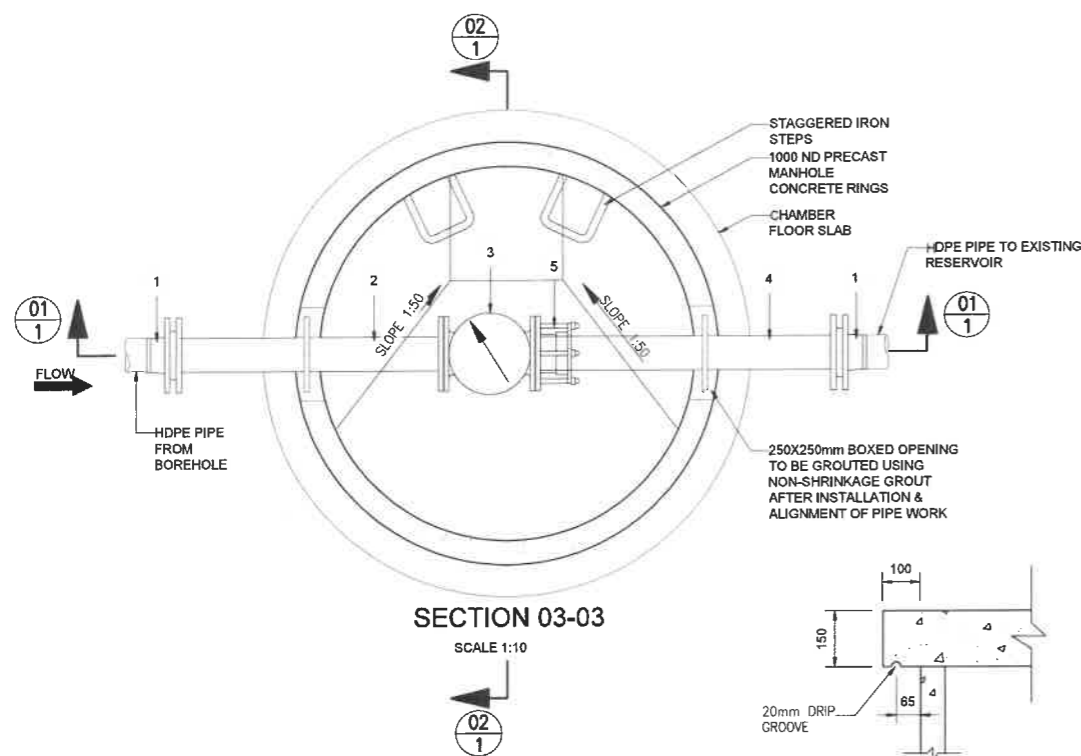
INTERNATIONAL BUSINESS
GATEWAY OFFICE PARK
COR PIONEER AVENUE AND ELIZABETH
MIDRIDGE PARK
TEL: 011 486 - 8876
FAX: 011 466 - 8813
E-MAIL: info@zimile.co.za
COPYRIGHT RESERVED ©



APPROVED:
A BOGATSU
FOR ZIMILE CONSULTING ENGINEERS
DESIGNATION: TECHNICAL MANAGER
DATE _____ SIGNATURE _____

PROJECT:
WATER SUPPLY TO MASIMINI MBUZWENI
VILLAGES INTERVENTION SCHEMES
TITLE:
AIRVALVES DETAILS
SHEET 2 OF 2

PROJECT PHASE				
PRELIMINARY	TENDER	CONSTRUCTION	AS-BUILT	
DATE: OCTOBER 2020		SCALE: AS SHOWN		
DRAWING No.	WT	DE	201	REVISION
J000084				A
CAD FILENAME	C:\Users\adur\Desktop\MASIMINI\02-01_AirValves Details - Sheet 2 of 2.dwg			SIZE: A1



OPERATING INSTRUCTIONS
VALVES SHALL REMAIN FULLY OPENED AT ALL TIMES.
NO VALVE SHALL BE CLOSED DURING PIPELINES OPERATION.

INSTRUCTION PLATE
NTS
3 mm STAINLESS STEEL PLATE

- NOTES:**
- CONCRETE AND MISCELLANEOUS
 - ALL CONCRETE EDGES TO BE 25mm CHAMFERED
 - CONCRETE VOLUME : CLASS 35/19 + 4.20m³ CLASS 15/19 + 0.60m³
 - ALL EXPOSED METAL WORK TO BE CR12 (UNPAINTED)
 - BACKFILL BELOW CHAMBER TO BE COMPACTED IN 150mm LAYERS TO 95 PERCENT MOD AASHTO
 - GENERAL :
 - CHECK THAT PIPES SPECIALS FIT CORRECTLY IN THE CHAMBERS BEFORE MANUFACTURE
 - PIPE SPECIAL TO BE CUT ON SITE SHALL BE MANUFACTURED WITH AN EXTRA LENGTH OF 30 PERCENT
 - ALLOW FOR 3mm THICK GASKETS BETWEEN THE FLANGES
 - CHECK DIMENSION OF THE EXISTING PIPELINE BEFORE ORDERING PIPE SPECIALS AND COUPLING
 - PROVIDE LIFTING LUGS WHERE REQUIRED
 - WHERE H>1m PROVIDE OUTSIDE LADDERS. LADDERS DETAILS ARE PROVIDED IN A RELEVANT DRG REFER TO LIST OF DRG
- ABBREVIATION:**
- CH - CHAINAGE
 - NGL - NATURAL GROUND LEVEL
 - PIL - PIPE INVERT LEVEL
 - RL - REDUCED LEVEL

ITEM NO.	NO. OFF	DIA (mm) OD	MATERIAL	DESCRIPTION	SKETCH
1	2	80/50	HDPE	FLANGED STUB WITH BACKING FLANGE AS INDICATED. PN16	BACKING FLANGE FLANGED STUB
2	1	80/50		MECHANICAL FLOW METER OR SIMILAR APPROVED. PN16	
3	1	80/50	GALVANIZED STEEL	STANDARD PIPE BOTH ENDS FLANGED, PUDDLE FLANGE AS SHOWN. PN16	950 550 400
4	1	80/50	GALVANIZED STEEL	STRAIGHT PIPE ONE END FLANGED, OTHER FOR CUTTING ON SITE TO SUIT. RESTRAINING FLANGE AS INDICATED. PN16	980 420 570
5	1	80/50		FLANGE ADAPTOR. PN16	

TABLE 1
MAG FLOW METER CHAMBER SCHEDULE FOR NKUKHWINI

MAG FLOW METER	CH (m)	NGL (masl)	PIL (masl)	RL (masl)	PIPE CLASS (kPa)	VALVE CLASS (kPa)	CHAMBER HEIGHT (mm)
MAG1					PN10	PN16	1750

TABLE 2
MAG FLOW METER CHAMBER SCHEDULE FOR NQOKOZWENI

MAG FLOW METER	CH (m)	NGL (masl)	PIL (masl)	RL (masl)	PIPE CLASS (kPa)	VALVE CLASS (kPa)	CHAMBER HEIGHT (mm)
MAG1					PN20	PN25	1750

TABLE 3
MAG FLOW METER CHAMBER SCHEDULE FOR SANGWENI

MAG FLOW METER	CH (m)	NGL (masl)	PIL (masl)	RL (masl)	PIPE CLASS (kPa)	VALVE CLASS (kPa)	CHAMBER HEIGHT (mm)
MAG1					PN10	PN16	1750

TABLE 4
MAG FLOW METER CHAMBER SCHEDULE FOR NONGINQI

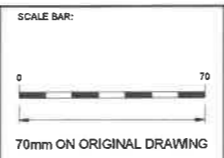
MAG FLOW METER	CH (m)	NGL (masl)	PIL (masl)	RL (masl)	PIPE CLASS (kPa)	VALVE CLASS (kPa)	CHAMBER HEIGHT (mm)
MAG1					PN20	PN25	1750

FOR TENDER PURPOSES ONLY

DESIGNED	N NDLOVU	
DRAWN	N NDLOVU	
CHECKED	A BOGATSU	
ISSUED FOR TENDER		09/10/2020
NATURE OF REVISION		DATE

ZIMILE
Consulting Engineers

INTERNATIONAL BUSINESS GATEWAY OFFICE PARK
CNR PIONEER AVENUE AND ELIZABETH MIDRIDGE PARK
TEL: (011) 486-8576
FAX: (011) 486-8513
E-MAIL: info@zimile.co.za

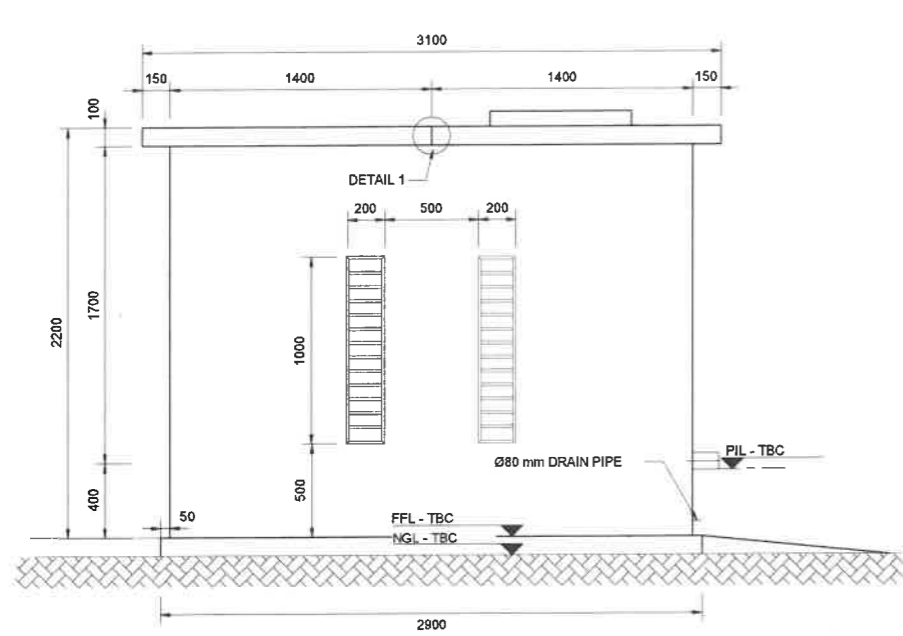


APPROVED:
A BOGATSU FOR ZIMILE CONSULTING ENGINEERS
DESIGNATION: TECHNICAL MANAGER
DATE: _____ SIGNATURE: _____

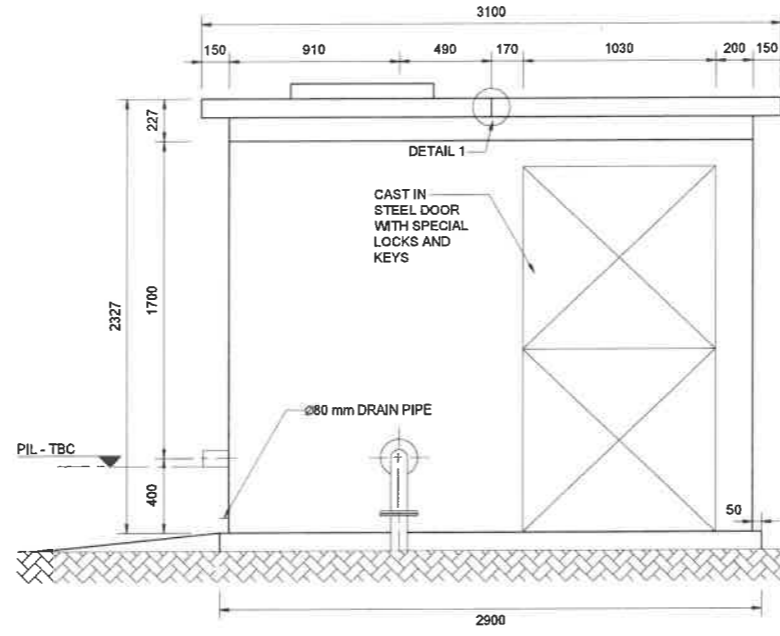
PROJECT:
WATER SUPPLY TO MASIMINI MBUZWENI VILLAGES INTERVENTION SCHEMES

TITLE:
MAGFLOW METER DETAILS

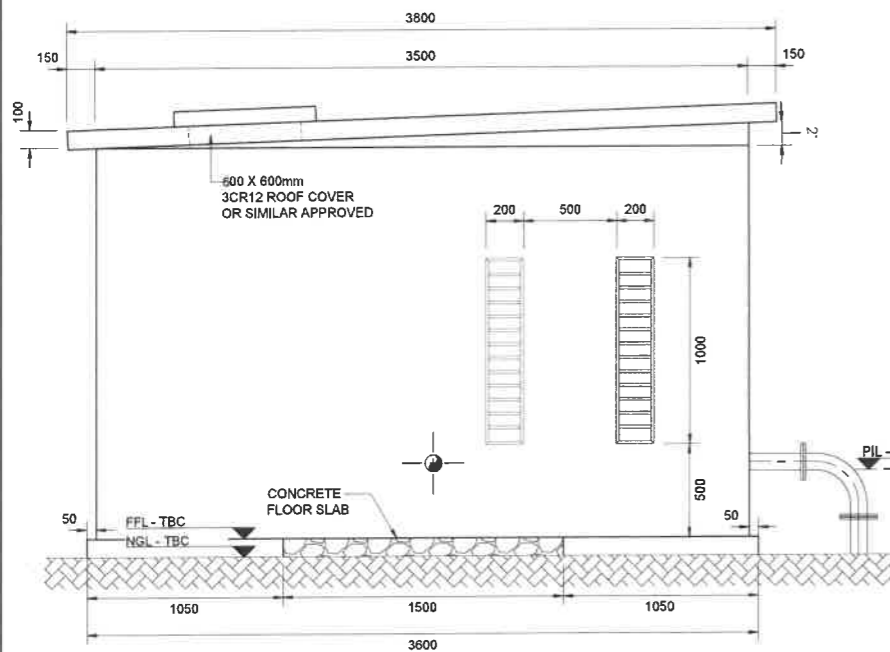
PROJECT PHASE			
PRELIMINARY	TENDER	CONSTRUCTION	AS-BUILT
DATE:	OCTOBER 2020		SCALE: AS SHOWN
DRAWING No.	WT	DE	202
J000084			
CAD FILENAME			
REVISION	A		
SIZE	A1		



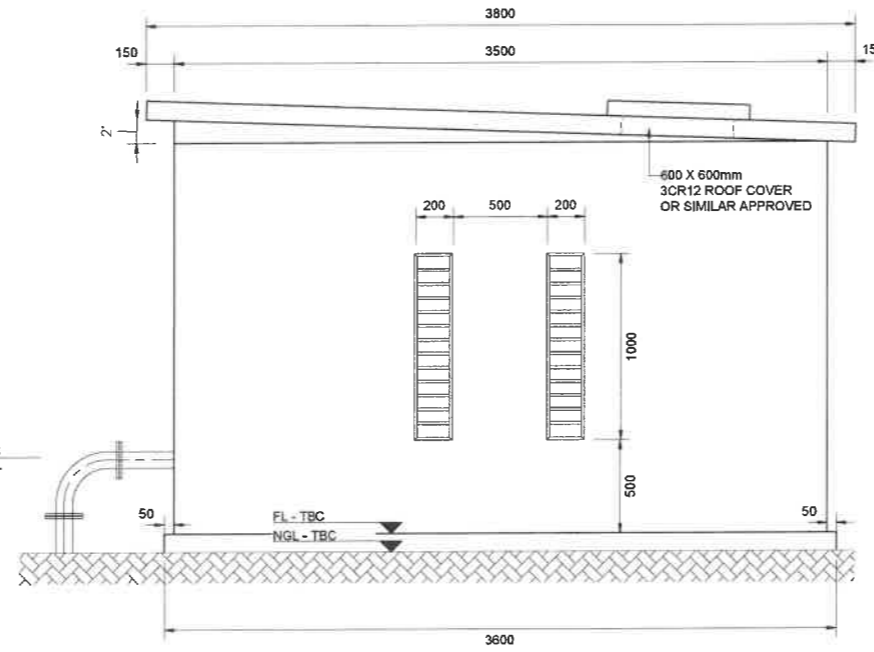
REAR ELEVATION
SCALE 1:20



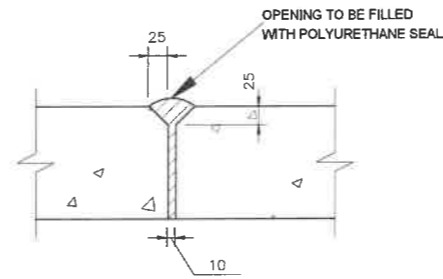
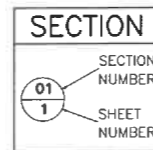
FRONT ELEVATION
SCALE 1:20



LEFT ELEVATION
SCALE 1:20



RIGHT ELEVATION
SCALE 1:20



DETAIL 1
SCALE 1:10

PIPES AND SPECIALS: CONNECTION AT PUMP HOUSE

ITEM	NO. OFF	DIA(mm) NB/00	MATERIAL	DESCRIPTION	SKETCH
1	1			PUMP MOTOR	
2	1			PUMP	
3	1	80Ø		PRESSURE GAUGE	
4	1	80Ø		AIR VALVE PN16	
5	1	80Ø	CAST IRON	NON RETURN VALVE PN20	
6	3	80Ø	CAST IRON	DISMANTLING JOINT, PN16	
7	2	80Ø	CAST IRON	EQUAL TEE (SANS 62) ALL ENDS FLANGED	
8	2	80Ø	GALVANISED IRON	EQUAL TEE (SANS 62) ALL ENDS FLANGED	
9	1	80Ø	GALVANISED STEEL	STRAIGHT PIPE BOTH ENDS FLANGED PN16	
10	1	80Ø	CAST IRON	MECHANICAL FLOW METER OR SIMILAR APPROVED	
11	1	80Ø	GALVANISED STEEL	STRAIGHT PIPE, ONE END FLANGED, THE OTHER FOR CUTTING TO SUIT ON SITE, WITH PUDDLE FLANGE AS SHOWN PN16	
12	1	80Ø	GALVANISED STEEL	90° BEND, BOTH ENDS FLANGED PN 1600kpa	
13	1	80Ø	GALVANISED STEEL	STRAIGHT PIPE, ONE END FLANGED, THE OTHER FOR CUTTING TO SUIT ON SITE, WITH PUDDLE FLANGE AS SHOWN PN16	
14	1	80Ø	GALVANISED STEEL	STRAIGHT PIPE, BOTH ENDS FLANGED, PN16	
15				ELECTRICAL CABLE	
16	1	50/80Ø	GALVANISED STEEL	UNEQUAL TEE(SANS 62) ALL ENDS FLANGED PN16	

LINTOL HEIGHT	2.125	
FINISH FLOOR LEVEL	0.000	
DOOR No.	D1	
TYPE	(1030X1960) STEEL DOOR	
FRAME	STEEL FRAME	
GLASS		
FINISH		
LOCATION	SEE PLANS	
NO OFF	MF 1 UF 0	TOTAL=1

DOOR SCHEDULE
NTS

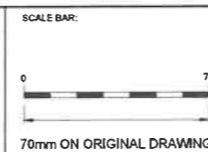
GENERAL NOTES:

- UNLESS OTHERWISE NOTED, ALL CONCRETE WORK TO CONFORM TO THE FOLLOWING:
- STANDARD SPECIFICATIONS:
 - SANS 1200 CIVIL ENGINEERING STANDARD SPECIFICATION.
 - TOLERANCES:
 - SANS 1200 ACCURACY DEGREE 2 (UNLESS OTHERWISE STATED)
 - CONCRETE GRADE: CUBE STRENGTH IN MPa AT 28 DAYS
 - MASS CONCRETE: 35 MPa/41mm
 - BLINDING/SCREED: 15 MPa/19mm
 - FOUNDATIONS: 35 MPa/19mm
 - ALL OTHER STRUCTURES: 25 MPa/19mm
 - CONCRETE FINISH:
 - FORMWORK:
 - "ROUGH" WHERE FACE IS NOT EXPOSED
 - "SMOOTH" WHERE FACE IS EXPOSED
 - "SMOOTH OFF-SHUTTER TO ALL EXPOSED SURFACES.
 - CHAMFER 20mmx20mm TO ALL EXPOSED EDGES.
 - FLOAT:
 - SMOOTH WOOD TO ALL EXPOSED SURFACES.
 - GROUT GRADE:
 - CEMENTITIOUS, NON-SHRINK, SANS APPROVED, MINIMUM STRENGTH 40 MPa 50mm BLINDING (UNLESS OTHERWISE NOTED) UNDER ALL
 - FOUNDATIONS:
 - 250 MICRON PVC SHEETING IN ACCORDANCE WITH SANS 1200 TO BE PROVIDED UNDER ALL GROUND SLABS.
 - ALL FOUNDATION EXCAVATIONS TO BE INSPECTED BY ENGINEER PRIOR TO CASTING OF BLINDING, AND TO BE KEPT DRY AT ALL TIMES. 6.3. ANY OVER-BREAK UNDER FOUNDATIONS TO BE MADE GOOD WITH MASS CONCRETE TO THE ENGINEERS INSTRUCTIONS.
 - FOUNDING MATERIAL SPECIFICATION & DESIGN BEARING PRESSURE:
 - AN ALLOWABLE BEARING PRESSURE OF 250 KPa HAS BEEN USED IN THE DESIGN OF ALL FOUNDATIONS.
 - ENGINEERING BACKFILL TO BE CONSTRUCTED WITH SELECTED MATERIAL COMPACTED TO 98% MOD AASHTO. IN 150 LAYERS WITH OPTIMUM MOISTURE
 - ALL FOUNDING MATERIAL TO BE INSPECTED AND APPROVED BY ENGINEER AND DESIGN BEARING PRESSURE CONFIRMED.
 - THE FILL MATERIAL IS TO BE WELL WETTED PRIOR TO THE CASTING OF THE SURFACE BED AND APRON SLABS.
 - GENERAL INSTRUCTIONS:
 - DO NOT SCALE. IF IN DOUBT ASK.
 - ALL LEVELS AND DIMENSIONS TO BE CONFIRMED ON SITE AND ANY DISCREPANCIES IN WRITTEN DIMENSIONS AND LEVELS TO BE REPORTED TO THE ENGINEER IMMEDIATELY.
 - SI UNITS:
 - DIMENSIONS IN MILLIMETRES.
 - CO-ORDINATES AND LEVELS IN METRES.
 - ALL CO-ORDINATES ARE BASED ON A LOCAL GRID SYSTEM.
 - ALL LEVELS SHOWN ARE TO "TOP OF CONCRETE" (U.O.N.) AND ARE A.M.S.L (ABOVE MEAN SEA LEVEL).

FOR TENDER PURPOSES ONLY

NO.	ISSUED FOR TENDER	DATE	CHECKED	DESIGNED	DRAWN
A	ISSUED FOR TENDER	08/10/2020	A BOGATSU	N NDLOVU	N NDLOVU
	NATURE OF REVISION				

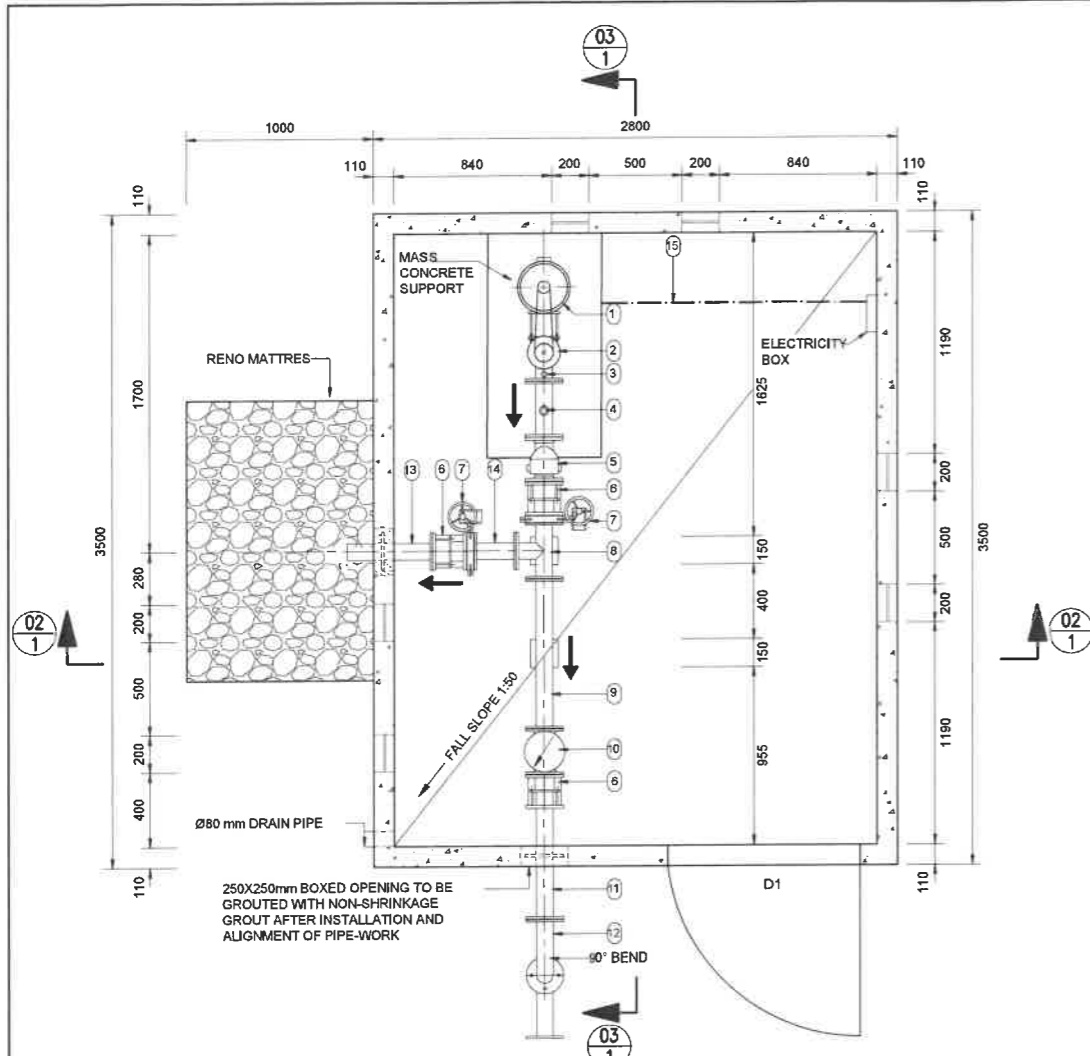
INTERNATIONAL BUSINESS GATEWAY OFFICE PARK
ZIMILE
 Consulting Engineers
 401 PIONEER AVENUE AND ELIZABETH MIDRIDGE PARK
 TEL: (011) 456 - 8576
 FAX: (011) 456 - 8813
 E-MAIL: info@zimile.co.za
 COPYRIGHT RESERVED ©



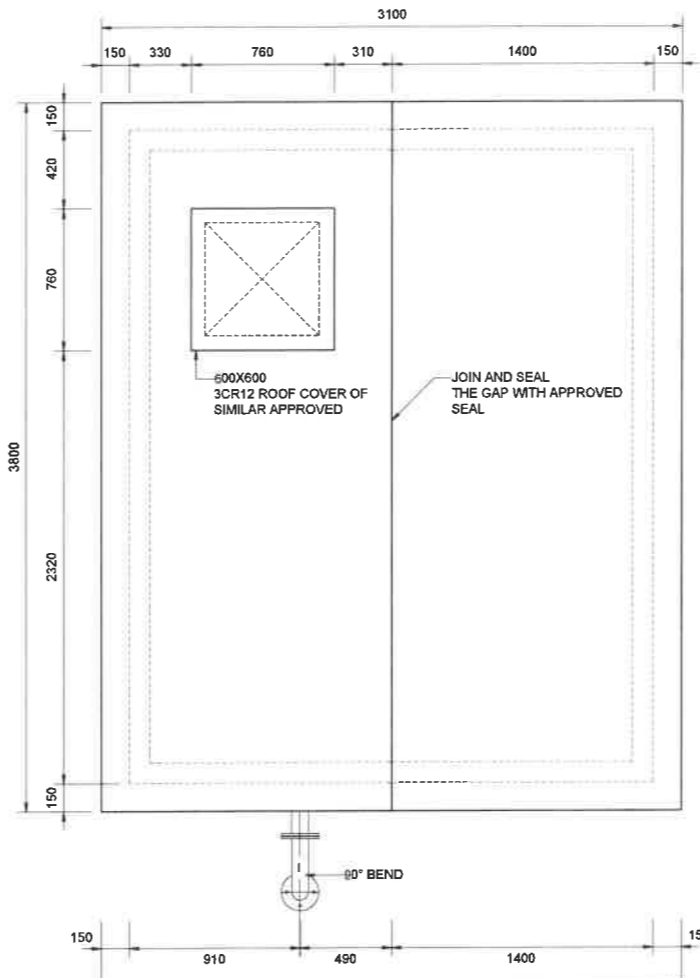
APPROVED:
 A BOGATSU
 FOR ZIMILE CONSULTING ENGINEERS
 DESIGNATION: TECHNICAL MANAGER
 DATE: _____ SIGNATURE: _____

PROJECT:
 WATER SUPPLY TO MASIMINI MBUZWENI VILLAGES INTERVENTION SCHEMES
 TITLE:
 PUMPHOUSE BOREHOLE - SHEET 1 OF 2

PROJECT PHASE		
PRELIMINARY	TENDER	AS-BUILT
DATE:	OCTOBER 2020	
DRAWING No.	WT	203
CAD FILENAME	A1	



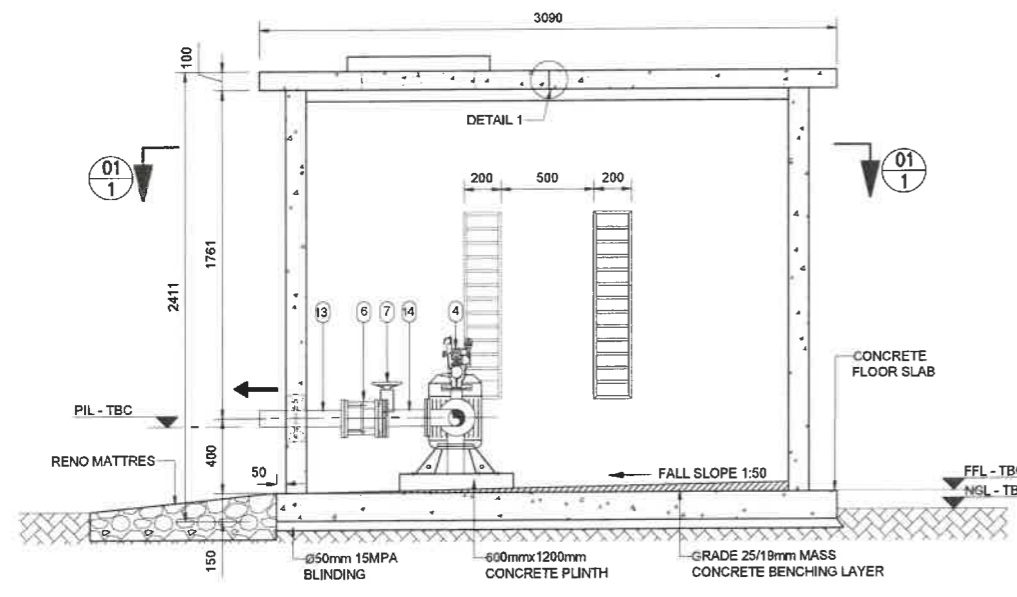
SECTION 01-01
SCALE 1:20



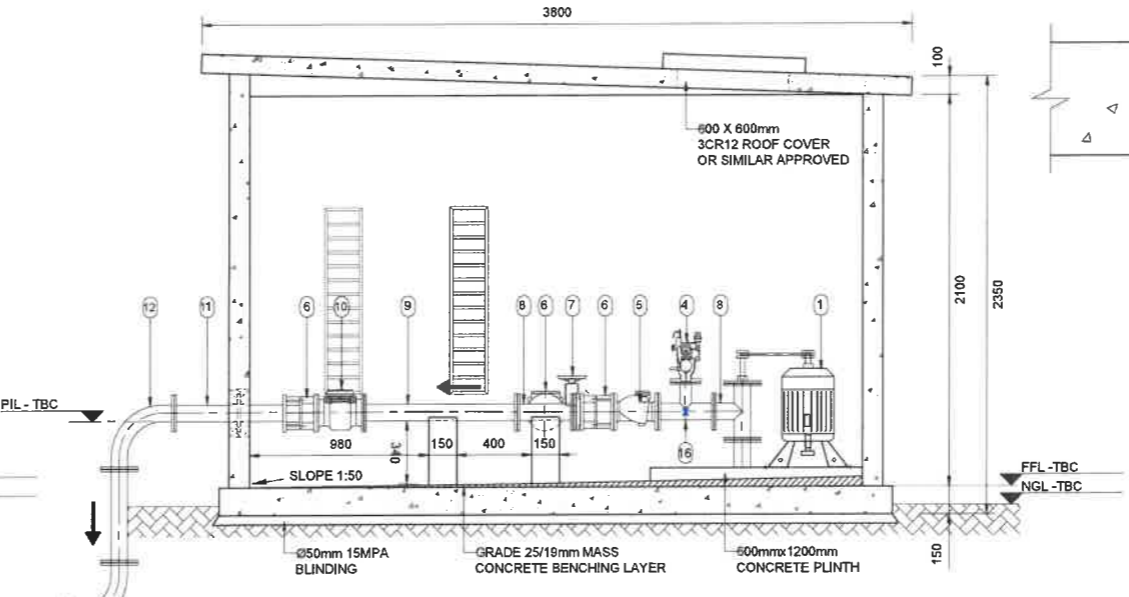
ROOF PLAN
SCALE 1:20

- NOTES:**
- FLANGES:**
 - ALL DRILLED FLANGES THICKNESS TO SANS 1123, TYPE 3 TABLE 1 600/3 WORKING PRESSURE (NP) : 1 600 kpa. FLANGES TO BE DRILLED OFF-CENTRE AND TO BE FLAT JOINT FACES MACHINED N11.
 - PIDDLE FLANGES: SAME TYPE AND DD AS DRILLED FLANGES. FLAT FACED.
 - ANCHOR/THRUST FLANGES: SAME TYPE AND DD. Y AS DRILLED FLANGES. FLAT FACED.
 - FASTENERS FOR STAINLESS STEEL BALL VALVES ONTO MILD STEEL FLANGES:**
 - FASTENERS SHALL BE STAINLESS STEEL ON BOTH JOINT, TOP AND BOTTOM.
 - FASTENERS FOR STAINLESS STEEL BALL VALVES: HEADS AND SHANKS AREAS OF BOLTS, NUTS AND WASHERS SHALL BE EPOXY POWDER COATED TO DFT 50 MICRONS. THREADS SHALL BE PROTECTED WITH MOLYBDENUM DISULPHIDE LUBRICANT OR A NICKEL ANTI-SEIZE COMPOUND. THREAD OF THE BOLTS MUST BE ON THE STAINLESS STEEL FLANGE.
 - CORROSION PROTECTION:**
 - LINING: TWO PACK EPOXY, 0.400mm THICK, MATERIALS, SURFACE PREPARATION AND APPLICATION AS PER DMS 9900 CLAUSES 7 AND 8.
 - COATING: TWO PACK EPOXY, 0.300mm THICK, MATERIALS, SURFACE PREPARATION AND APPLICATION AS PER DMS 9900 CLAUSES 7 AND 8. OVERCOAT WITH A 0.040mm THICK RECOATABLE ALIPHATIC POLYURETHANE LAYER OF PAINT ARCTIC BLUE TO SANS 109 1 CODE F28.
 - FLANGE FACES: TWO PACK EPOXY 0.060 - 0.090 mm.
 - COUPLINGS BURIED IN SOIL TO BE PROTECTED IN ACCORDANCE WITH DMS 9900, SECTION 13 (COATING SYSTEM PLUS PETROLATUM WRAPPING).
 - 3CR12 COMPONENT: PICKLE AND PASSIVATE AFTER MANUFACTURE
 - CORROSION PROTECTION FOR STAINLESS STEEL: LINING: TWO PACK EPOXY, 0.250mm THICK. COATING: TWO PACK EPOXY, 0.250mm THICK (IN WATER). TWO PACK EPOXY, 0.150mm THICK PLUS SEALANT OF POLYURETHANE OR POLYSULPHIDE (IN CONCRETE). LINING AND COATING: MATERIALS, SURFACE PREPARATION AND APPLICATION AS PER DMS 9900, SECTION C1.
 - CONCRETE AND MISCELLANEOUS:**
 - ALL CONCRETE EDGES TO BE 25mm CHAMFERED.
 - ALL EXPOSED METAL WORK TO BE CR12(UNPAINTED)
 - BACKFILL BELOW CHAMBER TO BE COMPACTED ON 250mm LAYERS TO 90% MOD AASHTO.
 - GENERAL:**
 - CHECK THAT PIPE SPECIALS FIT CORRECTLY IN THE CHAMBER BEFORE MANUFACTURE.
 - PIPE SPECIALS TO BE CUT ON SITE SHALL BE MANUFACTURED WITH AN EXTRA LENGTH OF 30%.
 - ALLOW FOR 3mm THICK GASKETS BETWEEN THE FLANGES.
 - CHECK DIMENSIONS OF THE EXISTING PIPELINE BEFORE ORDERING PIPE SPECIALS AND COUPLINGS.
 - PROVIDE LIFTING LUGS WHERE REQUIRED
 - OPERATING INSTRUCTIONS, LETTERING 20mm HIGH AND VALVE NUMBERS (DETAILS 'A' AND 'B') BAKED ENAMEL ON STEEL WITH BLACK LETTERS ON A WHITE BACKGROUND TO BE MOUNTED CLOSE TO EACH VALVE.
 - WHERE H>1m PROVIDE OUTSIDE LADDERS. LADDERS DETAILS ARE PROVIDED IN DRG. REF. NO. 164 818/12

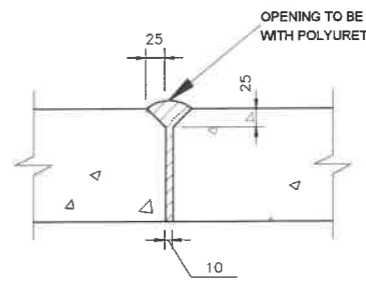
- GENERAL NOTES:**
UNLESS OTHERWISE NOTED, ALL CONCRETE WORK TO CONFORM TO THE FOLLOWING:
- STANDARD SPECIFICATIONS:**
 - SANS 1200 : CIVIL ENGINEERING STANDARD SPECIFICATION.
 - TOLERANCES:**
 - SANS 1200 ACCURACY DEGREE 2 (UNLESS OTHERWISE STATED)
 - CONCRETE GRADE:** CUBE STRENGTH IN MPa AT 28 DAYS
 - MASS CONCRETE: 35 MPa/41mm
 - BLINDING/SCREED: 15 MPa/19mm
 - FOUNDATIONS: 35 MPa/19mm
 - ALL OTHER STRUCTURES: 25 MPa/19mm
 - CONCRETE FINISH:**
 - FORMWORK:
 - ROUGH-WHERE FACE IS NOT EXPOSED
 - SMOOTH-WHERE FACE IS EXPOSED
 - SMOOTH OFF-SHUTTER TO ALL EXPOSED SURFACES.
 - CHAMFER 20mmx20mm TO ALL EXPOSED EDGES.
 - FLOAT:
 - SMOOTH WOOD FLOAT TO ALL EXPOSED SURFACES.
 - GROUT GRADE:**
 - CEMENTITIOUS, NON-SHRINK, SANS APPROVED, MINIMUM STRENGTH 40 MPa 50mm BLINDING (UNLESS OTHERWISE NOTED) UNDER ALL FOUNDATIONS
 - 250 MICRON PVC SHEETING IN ACCORDANCE WITH SANS 1200 TO BE PROVIDED UNDER ALL GROUND SLABS.
 - ALL FOUNDATION EXCAVATIONS TO BE INSPECTED BY ENGINEER PRIOR TO CASTING OF BLINDING, AND TO BE KEPT DRY AT ALL TIMES.**
 - ANY OVER-BREAK UNDER FOUNDATIONS TO BE MADE GOOD WITH MASS CONCRETE TO THE ENGINEERS INSTRUCTIONS.**
 - FOUNDING MATERIAL SPECIFICATION & DESIGN BEARING PRESSURE:**
 - AN ALLOWABLE BEARING PRESSURE OF 250 KPa HAS BEEN USED IN THE DESIGN OF ALL FOUNDATIONS.
 - ENGINEERING BACKFILL TO BE CONSTRUCTED WITH SELECTED MATERIAL COMPACTED TO 98% MOD AASHTO, IN 150 LAYERS WITH OPTIMUM MOISTURE
 - ALL FOUNDING MATERIAL TO BE INSPECTED AND APPROVED BY ENGINEER AND DESIGN BEARING PRESSURE CONFIRMED.
 - THE FILL MATERIAL IS TO BE WELL WETTED PRIOR TO THE CASTING OF THE SURFACE BED AND APRON SLABS.
 - GENERAL INSTRUCTIONS:**
 - DO NOT SCALE, IF IN DOUBT ASK.
 - ALL LEVELS AND DIMENSIONS TO BE CONFIRMED ON SITE AND ANY DISCREPANCIES IN WRITTEN DIMENSIONS AND LEVELS TO BE REPORTED TO THE ENGINEER IMMEDIATELY.
 - SI UNITS:**
 - DIMENSIONS IN MILLIMETRES.
 - CO-ORDINATES AND LEVELS IN METRES.
 - ALL CO-ORDINATES ARE BASED ON A LOCAL GRID SYSTEM.**
 - ALL LEVELS SHOWN ARE TO 'TOP OF CONCRETE' (U.O.N.) AND ARE A.M.S.L. (ABOVE MEAN SEA LEVEL).**




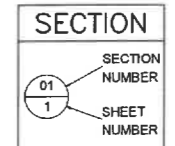
SECTION 02-02
SCALE 1:20



SECTION 03-03
SCALE 1:20



DETAIL 1
SCALE 1:10

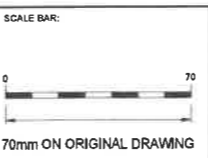


FOR TENDER PURPOSES ONLY

DESIGNED	N NDLOVU
DRAWN	N NDLOVU
CHECKED	A BOGATSU
ISSUED FOR TENDER	06/10/2020
NATURE OF REVISION	DATE

ZIMILE
Consulting Engineers

INTERNATIONAL BUSINESS GATEWAY OFFICE PARK
CHR PIONEER AVENUE AND ELIZABETH MDRIDGE PARK
TEL: (011) 468 - 8576
FAX: (011) 465 - 8813
E-MAIL: info@zimile.co.za

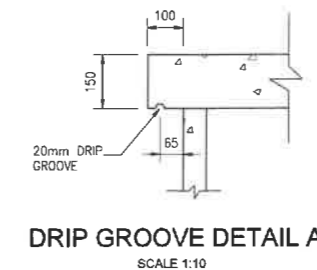
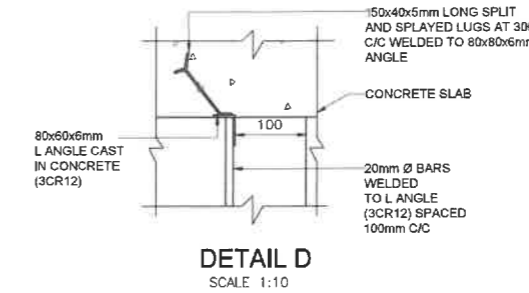
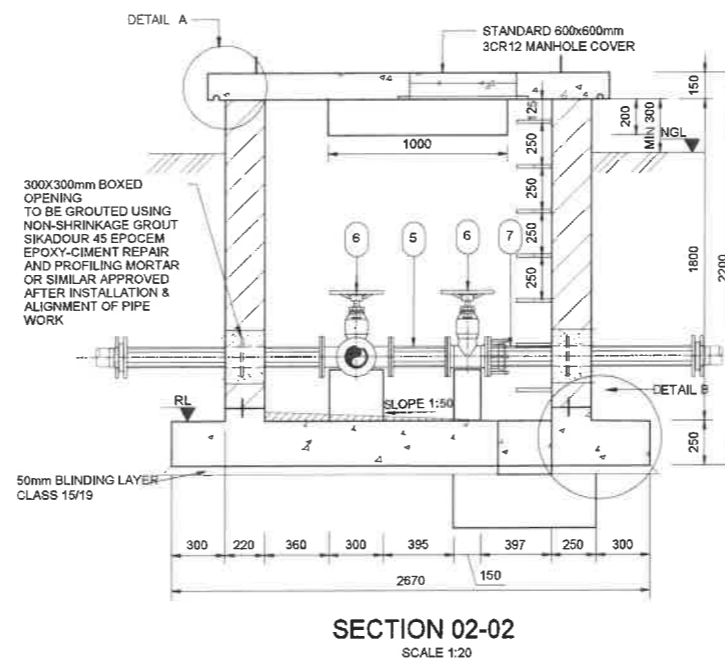
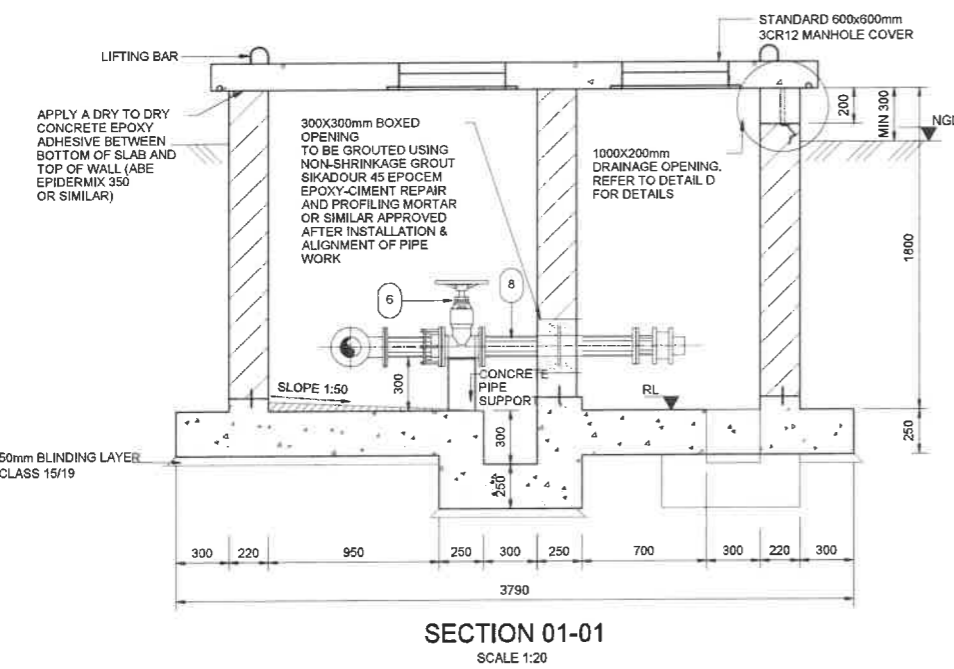
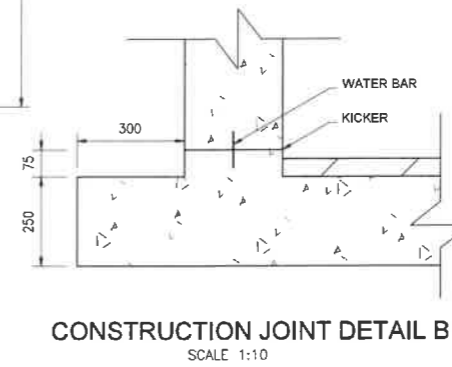
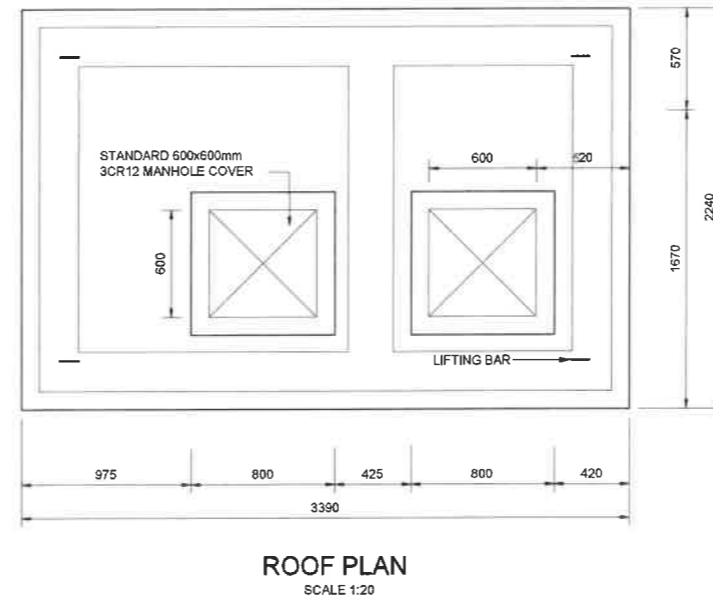
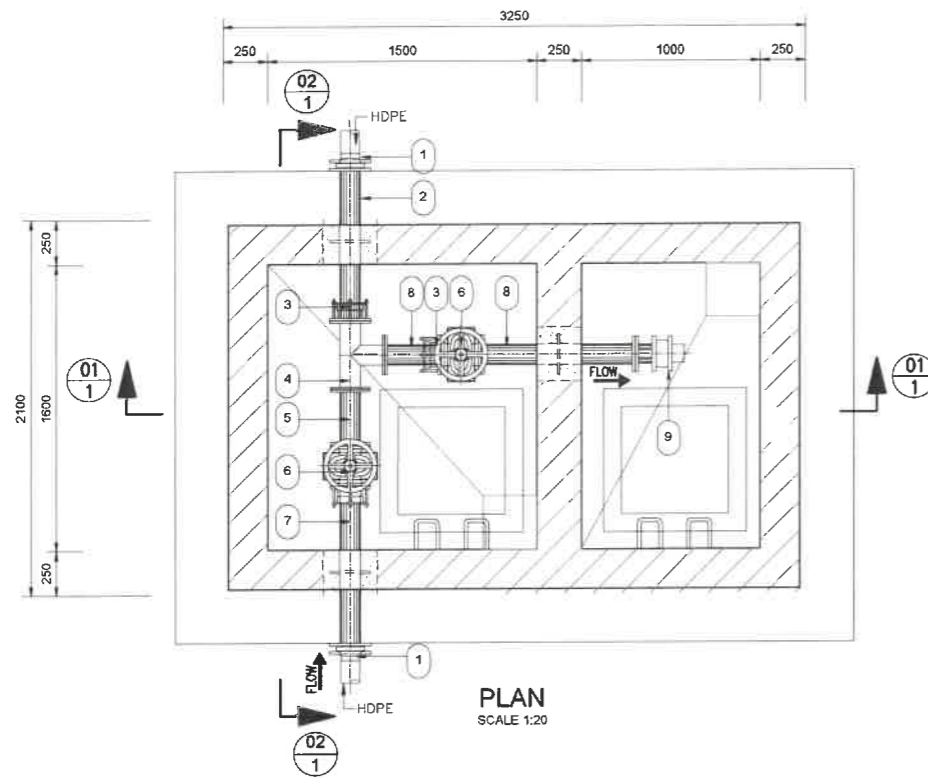


APPROVED:
A BOGATSU
FOR ZIMILE CONSULTING ENGINEERS
DESIGNATION: TECHNICAL MANAGER
DATE: _____ SIGNATURE: _____

PROJECT:
WATER SUPPLY TO MASIMINI MBUZWENI VILLAGES INTERVENTION SCHEMES

TITLE:
PUMPHOUSE BOREHOLE - SHEET 2 OF 2

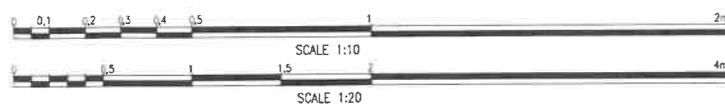
PROJECT PHASE			
PRELIMINARY	TENDER	CONSTRUCTION	AS-BUILT
DATE: OCTOBER 2020	SCALE: AS SHOWN		
DRAWING No. J000084	WT	DE	204
CAD FILENAME	A1		



- NOTES:**
- FLANGES:
 - ALL DRILLED FLANGES THICKNESS TO SANS 1123, TYPE 3 FOR TABLE PRESSURE RATING REFERS TO PIPE SPECIAL SCHEDULE, FLANGES PN 25 & HIGHER TO BE RISE FALL FLANGES TO BE DRILLED OFF-CENTRE AND TO BE FLAT JOINT FACES MACHINED M11.
 - PUDDLE FLANGES: SAME TYPE AND DD AS DRILLED FLANGES. FLAT FACED.
 - ANCHOR/THRUST FLANGES: SAME TYPE AND DD, Y AS DRILLED FLANGES, FLAT FACED.
 - FASTENERS FOR STAINLESS STEEL BALL VALVES ONTO MILD STEEL FLANGES:
 - FASTENERS SHALL BE STAINLESS STEEL ON BOTH JOINT, TOP AND BOTTOM.
 - FASTENERS FOR STAINLESS STEEL BALL VALVES: HEADS AND SHANKS AREAS OF BOLTS, NUTS AND WASHERS SHALL BE EPOXY POWDER COATED TO DFT 50 MICRONS, THREADS SHALL BE PROTECTED WITH MOLYBDENUM DISULPHIDE LUBRICANT OR A NICKEL ANTI-SEIZE COMPOUND THREAD OF THE BOLTS MUST BE ON THE STAINLESS STEEL FLANGE.
 - CORROSION PROTECTION:
 - LINING: TWO PACK EPOXY, 0.400mm THICK, MATERIALS, SURFACE PREPARATION AND APPLICATION AS PER DWS 9900 CLAUSES 7 AND 8.
 - COATING: TWO PACK EPOXY, 0.300mm THICK, MATERIALS, SURFACE PREPARATION AND APPLICATION AS PER DWS 9900 CLAUSES 7 AND 8.
 - OVERCOAT WITH A 0.040mm THICK RECOATABLE ALIPHATIC POLYURETHANE LAYER OF PAINT ARCTIC BLUE TO SANS 109 1 CODE F28.
 - FLANGE FACES: TWO PACK EPOXY 0.060 - 0.090 mm.
 - COUPLINGS BURIED IN SOIL TO BE PROTECTED IN ACCORDANCE WITH DWS 9900, SECTION 13 (COATING SYSTEM PLUS PETROLATUM WRAPPING).
 - 3CR12 COMPONENT: PICKLE AND PASSIVATE AFTER MANUFACTURE.
 - CORROSION PROTECTION FOR STAINLESS STEEL: LINING: TWO PACK EPOXY, 0.250mm THICK, COATING: TWO PACK EPOXY, 0.250mm THICK (IN WATER), TWO PACK EPOXY, 0.150mm THICK PLUS SEALANT OF POLYURETHANE OR POLYSULPHIDE (IN CONCRETE). LINING AND COATING: MATERIALS, SURFACE PREPARATION AND APPLICATION AS PER DWS 9900, SECTION C1.
 - CONCRETE AND MISCELLANEOUS:
 - ALL CONCRETE EDGES TO BE 25mm CHAMFERED.
 - ALL EXPOSED METAL WORK TO BE CR12 (UNPAINTED)
 - BACKFILL BELOW CHAMBER TO BE COMPACTED ON 250mm LAYERS TO 90% MOD AASHTO.
 - GENERAL:
 - CHECK THAT PIPE SPECIALS FIT CORRECTLY IN THE CHAMBER BEFORE MANUFACTURE.
 - PIPE SPECIALS TO BE CUT ON SITE SHALL BE MANUFACTURED WITH AN EXTRA LENGTH OF 30%.
 - ALLOW FOR 3mm THICK GASKETS BETWEEN THE FLANGES.
 - CHECK DIMENSIONS OF THE EXISTING PIPELINE BEFORE ORDERING PIPE SPECIALS AND COUPLINGS.
 - PROVIDE LIFTING LUGS WHERE REQUIRED.
 - OPERATING INSTRUCTIONS (LETTERING 20mm HIGH) AND VALVE NUMBERS (DETAILS 'A' AND 'B') BAKED ENAMEL ON STEEL WITH BLACK LETTERS ON A WHITE BACKGROUND TO BE MOUNTED CLOSE TO EACH VALVE.
 - WHERE H>1m PROVIDE OUTSIDE LADDERS. LADDERS DETAILS ARE PROVIDED IN DRG. REF. NO.

- CH - CHAINAGE
 NGL - NATURAL GROUND LEVEL
 PIL - PIPE INVERT LEVEL
 RL - REDUCED LEVEL
- LEGEND**
- DOUBLE FACE BRICK WALL
 - CONCRETE WORK

NOTES:
 ALL INTERNAL WALLS TO BE PLASTERED



DESIGNED	N NDLOVU	DRAWN	N NDLOVU	CHECKED	A BOGATSU	DATE	09/10/2020	NATURE OF REVISION	
INTERNATIONAL BUSINESS GATEWAY OFFICE PARK CNR PIONEER AVENUE AND ELIZABETH MORRICE PARK TEL: (011) 466-8576 FAX: (011) 466-8813 E-MAIL: info@zimile.co.za		CLIENT: WATER SUPPLY AND SEWERAGE AUTHORITY		APPROVED: A BOGATSU FOR ZIMILE CONSULTING ENGINEERS DESIGNATION: TECHNICAL MANAGER DATE: _____ SIGNATURE: _____		PROJECT: WATER SUPPLY TO MASIMINI MBUZWENI VILLAGES INTERVENTION SCHEMES TITLE: SCOUR VALVES SHEET 1 OF 2		PROJECT PHASE: PRELIMINARY TENDER CONSTRUCTION AS-BUILT DATE: OCTOBER 2020 SCALE: AS SHOWN DRAWING No: J000084 WA DT 205 A CAD FILENAME: C:\Users\jboogats\Documents\WSSA\MBUZWENI\Drawings\SCOUR\J000084-WA-DT-205_Prel_A_Scour\scour - Sheet 1 of 2.dwg	

ITEM No.	No. OFF	DIA (mm) NB	MATERIAL	DESCRIPTION	SKETCH	CORROSION PROTECTION		
						LINING	COATING	FLANGES
1	2	75/50	HDPE	BACKING FLANGE WITH 160mm NB STUB FLANGE PN25/16				
2	1	80/50	MILD STEEL	STRAIGHT PIPE ONE END FLANGED THE OTHER PLAIN. CUT TO SUIT ON SITE. PUDDLE FLANGE AS INDICATED PN25/16		3.1	3.2	3.3
3	3	80/50		FLANGE ADAPTOR PN25/16				3.3
4	1	80/50	MILD STEEL	EQUAL TEE ALL ENDS FLANGED AS INDICATED PN25/16		3.1	3.2	3.3
5	1	80/50	MILD STEEL	STRAIGHT PIPE, BOTH ENDS FLANGED. PN25/16		3.1	3.2	3.3
6	2	80/50		WEDGE GATE VALVE FLANGED PN 25/16				3.3
7	1	80/50	MILD STEEL	STRAIGHT PIPE ONE END FLANGED THE OTHER PLAIN. CUT TO SUIT ON SITE. PUDDLE FLANGE AS INDICATED PN 25/16		3.1	3.2	3.3
8	1	80/50	MILD STEEL	STRAIGHT PIPE BOTH ENDS FLANGED. PUDDLE FLANGE AS SHOWN PN 25/16		3.1	3.2	3.3
9	1	80/50		SLEEVE VALVE INCLUDING HYDRAULIC ACTUATOR. FLANGED. PN 25/16				

PIPE NOTES:

- FLANGES:
 - ALL DRILLED FLANGES THICKNESS TO SANS 1123, TYPE 3, AND FOR CLASSIFICATION REFER TO THE RELEVANT DRAWING. FLANGES TO BE DRILLED OFF-CENTRE AND TO BE FLAT JOINT FACES MACHINED N11.
 - PUDDLE FLANGES: SAME TYPE AND OD AS DRILLED FLANGES. FLAT FACES. NO DRILLING.
 - ANCHOR/TRUST FLANGES: SAME TYPE AND OD. Y AS DRILLED FLANGES. FLAT FACED.
 - COUPLINGS BURIED IN SOIL TO BE PROTECTED IN ACCORDANCE WITH DWS 9900, SECTION 13 (COATING SYSTEM PLUS PETROLATUM WRAPPING).
- FASTENERS FOR STAINLESS STEEL BALL VALVES ONTO MILD STEEL FLANGES:
 - FASTENERS SHALL BE STAINLESS STEEL ON BOTH JOINTS, TOP AND BOTTOM.
- CORROSION PROTECTION:
 - LINING: THE STEEL PIPES WILL BE PROTECTED INTERNALLY BY A SOLVENT BORNE LIQUID EPOXY LINING WITH A MINIMUM THICKNESS OF 500 MICRONS.
 - COATING: EXTERNAL CORROSION PROTECTION WILL CONSIST OF A SINTAKOTE II FUSION BONDED POLYETHYLENE COATING FOR PIPES INSTALL UNDERGROUND. PIPES INSTALLED IN CHAMBERS, THE RESERVOIR AND IN PUMP STATION WILL HAVE A SOLVENT FREE EPOXY COATING WITH MINIMUM THICKNESS OF 500 MICRONS.
 - FLANGE FACES: ALL FLANGES UNDERGROUND TO BE WRAPPED WITH DENSOC-TAPE.
 - FASTENERS FOR STAINLESS STEEL BALL VALVES: HEADS AND SHANKS AREAS OF BOLTS, NUTS AND WASHERS SHALL BE EPOXY POWDER COATED TO DFT 50 MICRONS. THREADS SHALL BE PROTECTED WITH MOLYBDENUM DISULPHIDE LUBRICANT OR A NICKEL ANTISEIZE COMPOUND. THREAD OF THE BOLTS MUST BE ON THE STAINLESS STEEL FLANGE.

NOTES:

- FLANGES:
 - ALL DRILLED FLANGES THICKNESS TO SANS 1123, TYPE 3 FOR TABLE PRESSURE RATING REFERS TO PIPE SPECIAL SCHEDULE, FLANGES PN 25 & HIGHER TO BE RISE FALL FLANGES TO BE DRILLED OFF-CENTRE AND TO BE FLAT JOINT FACES MACHINED N11.
 - PUDDLE FLANGES: SAME TYPE AND OD AS DRILLED FLANGES. FLAT FACED.
 - ANCHOR/TRUST FLANGES: SAME TYPE AND OD. Y AS DRILLED FLANGES. FLAT FACED.
- FASTENERS FOR STAINLESS STEEL BALL VALVES ONTO MILD STEEL FLANGES:
 - FASTENERS SHALL BE STAINLESS STEEL ON BOTH JOINT, TOP AND BOTTOM.
 - FASTENERS FOR STAINLESS STEEL BALL VALVES: HEADS AND SHANKS AREAS OF BOLTS, NUTS AND WASHERS SHALL BE EPOXY POWDER COATED TO DFT 50 MICRONS. THREADS SHALL BE PROTECTED WITH MOLYBDENUM DISULPHIDE LUBRICANT OR A NICKEL ANTI-SEIZE COMPOUND. THREAD OF THE BOLTS MUST BE ON THE STAINLESS STEEL FLANGE.
- CORROSION PROTECTION:
 - LINING: TWO PACK EPOXY, 0.400mm THICK. MATERIALS, SURFACE PREPARATION AND APPLICATION AS PER DWS 9900 CLAUSES 7 AND 8.
 - COATING: TWO PACK EPOXY, 0.300mm THICK. MATERIALS, SURFACE PREPARATION AND APPLICATION AS PER DWS 9900 CLAUSES 7 AND 8. OVERCOAT WITH A 0.040mm THICK RECOATABLE ALIPHATIC POLYURETHANE LAYER OF PAINT ARCTIC BLUE TO SANS 109 1 CODE F28.
 - FLANGE FACES: TWO PACK EPOXY 0.060 - 0.090 mm.
 - COUPLINGS BURIED IN SOIL TO BE PROTECTED IN ACCORDANCE WITH DWS 9900, SECTION 13 (COATING SYSTEM PLUS PETROLATUM WRAPPING).
 - 30Y12 COMPONENT PICKLE AND PASSIVATE AFTER MANUFACTURE
 - CORROSION PROTECTION FOR STAINLESS STEEL: LINING: TWO PACK EPOXY, 0.250mm THICK. COATING: TWO PACK EPOXY, 0.250mm THICK (IN WATER), TWO PACK EPOXY, 0.150mm THICK PLUS SEALANT OF POLYURETHANE OR POLYSULPHIDE (IN CONCRETE). LINING AND COATING: MATERIALS, SURFACE PREPARATION AND APPLICATION AS PER DWS 9900, SECTION C1.
- CONCRETE AND MISCELLANEOUS:
 - ALL CONCRETE EDGES TO BE 25mm CHAMFERED.
 - ALL EXPOSED METAL WORK TO BE CR12(UNPAINTED)
 - BACKFILL BELOW CHAMBER TO BE COMPACTED ON 250mm LAYERS TO 90% MOD AASHTO.
- GENERAL:
 - CHECK THAT PIPE SPECIALS FIT CORRECTLY IN THE CHAMBER BEFORE MANUFACTURE.
 - PIPE SPECIALS TO BE CUT ON SITE SHALL BE MANUFACTURED WITH AN EXTRA LENGTH OF 30%.
 - ALLOW FOR 3mm THICK GASKETS BETWEEN THE FLANGES.
 - CHECK DIMENSIONS OF THE EXISTING PIPELINE BEFORE ORDERING PIPE SPECIALS AND COUPLINGS.
 - PROVIDE LIFTING LUGS WHERE REQUIRED
 - OPERATING INSTRUCTIONS (LETTERING 20mm HIGH) AND VALVE NUMBERS (DETAILS 'A' AND 'B') BAKED ENAMEL ON STEEL WITH BLACK LETTERS ON A WHITE BACKGROUND TO BE MOUNTED CLOSE TO EACH VALVE.
 - WHERE H>1m PROVIDE OUTSIDE LADDERS. LADDERS DETAILS ARE PROVIDED IN DRG. REF. NO.

LEGEND

- DOUBLE FACE BRICK WALL
- CONCRETE WORK

NKUKHWINI SCOUR VALVE CHAMBER SCHEDULE

SCOUR VALVE	CH (m)	NGL (masl)	PIL (masl)	RL (masl)	PIPE CLASS (kPa)	PIPE DIAMETER (mm)	VALVE CLASS (kPa)	CHAMBER HEIGHT (mm)
SCOUR1	675.410	1327.290	1326.028		PN12	50	PN16	1800

NQOKOZWENI SCOUR VALVE CHAMBER SCHEDULE

SCOUR VALVE	CH (m)	NGL (masl)	PIL (masl)	RL (masl)	PIPE CLASS (kPa)	PIPE DIAMETER (mm)	VALVE CLASS (kPa)	CHAMBER HEIGHT (mm)
SCOUR1					PN12	50	PN16	1800

SANGWENI SCOUR VALVE CHAMBER SCHEDULE

SCOUR VALVE	CH (m)	NGL (masl)	PIL (masl)	RL (masl)	PIPE CLASS (kPa)	PIPE DIAMETER (mm)	VALVE CLASS (kPa)	CHAMBER HEIGHT (mm)
SCOUR1					PN20	75	PN25	1800
SCOUR2					PN20	75	PN16	1800
SCOUR2					PN20	75	PN16	1800

NONGINQI SCOUR VALVE CHAMBER SCHEDULE

SCOUR VALVE	CH (m)	NGL (masl)	PIL (masl)	RL (masl)	PIPE CLASS (kPa)	PIPE DIAMETER (mm)	VALVE CLASS (kPa)	CHAMBER HEIGHT (mm)
SCOUR1					PN20	75	PN25	1800
SCOUR2					PN20	75	PN16	1800
SCOUR2					PN20	75	PN16	1800

OPERATING INSTRUCTIONS

VALVES SHALL REMAIN FULLY OPENED AT ALL TIMES.

NO VALVE SHALL BE CLOSED DURING PIPELINES OPERATION.

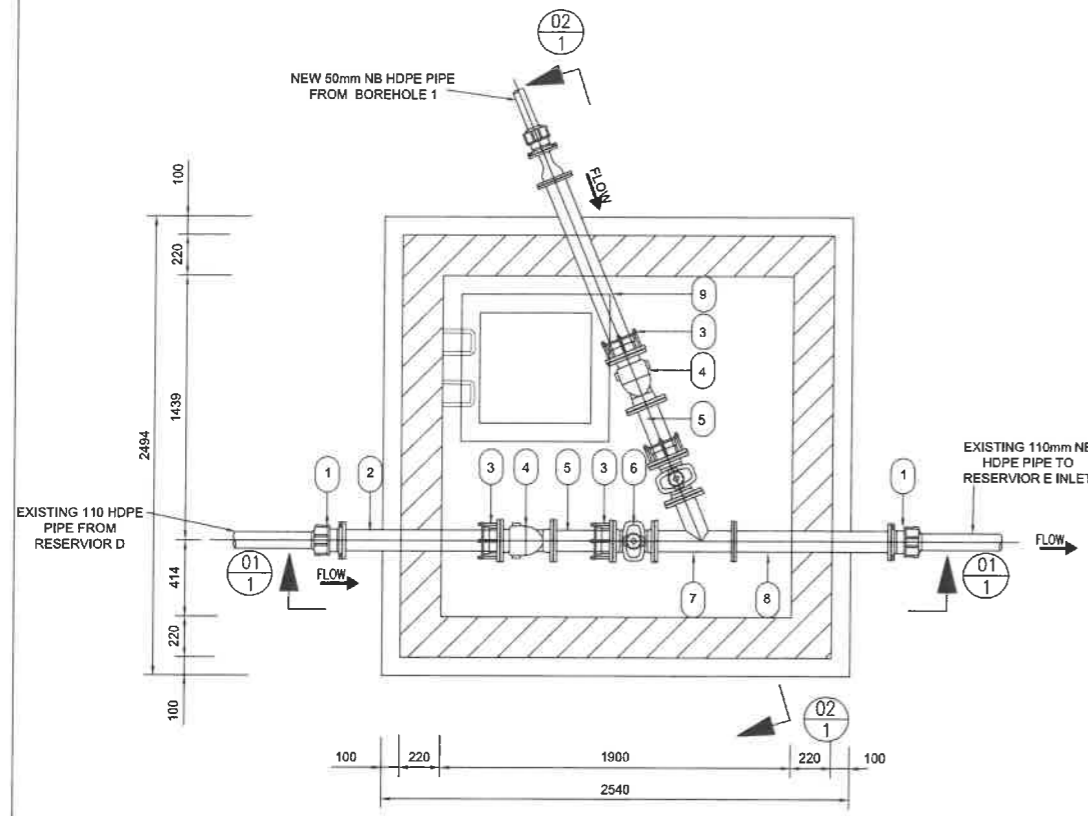
INSTRUCTION PLATE

NTS
3 mm STAINLESS STEEL PLATE

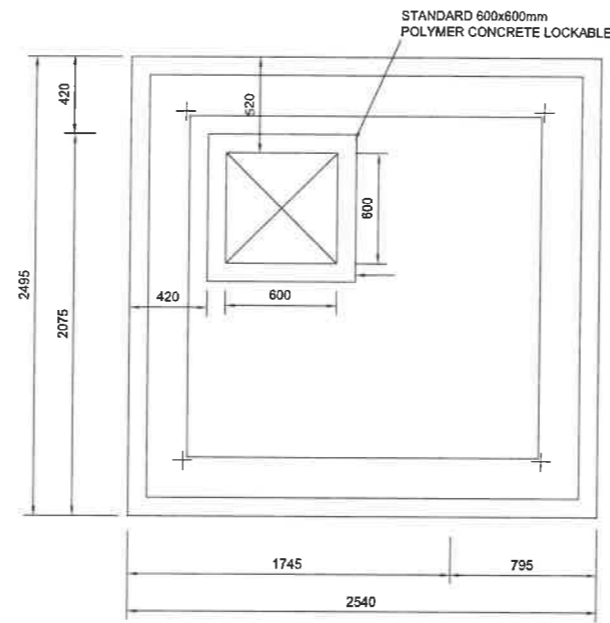
SECTION

SECTION NUMBER
07
3
SHEET NUMBER

DESIGNED N NDLOVU	DRAWN N NDLOVU	CHECKED A BOGATSU	DATE 09/07/2020	INTERNATIONAL BUSINESS GATEWAY OFFICE PARK CNR PIONEER AVENUE AND ELIZABETH MIDRIDGE PARK TEL: (011) 486 - 8578 FAX: (011) 486 - 8313 E-MAIL: info@zimile.co.za COPYRIGHT RESERVED ©	SCALE BAR 70mm ON ORIGINAL DRAWING	CLIENT MASERU DISTRICT MUNICIPALITY	APPROVED A BOGATSU FOR ZIMILE CONSULTING ENGINEERS DESIGNATION: TECHNICAL MANAGER DATE: _____ SIGNATURE: _____	PROJECT: WATER SUPPLY TO MASIMINI MBUZWENI VILLAGES INTERVENTION SCHEMES TITLE: SCOUR VALVE SHEET 2 OF 2	PROJECT PHASE PRELIMINARY TENDER CONSTRUCTION AS-BUILT	DATE OCTOBER 2020	SCALE AS SHOWN
									DRAWING No. J000084	DT 206	REVISION A



SECTION 03-03
SCALE 1:20



ROOF SLAB
SCALE 1:20

ITEM NO.	NO. OFF	DIA (mm) NB/OD	MATERIAL	WALL THICKNESS (mm)	DESCRIPTION	SKETCH
1	3	50/100	HDPE		FLANGE ADAPTOR PN 16	
2	2	100	GALVANIZED STEEL	4.5	STRAIGHT PIPE ONE END FLANGED OTHER END FLAIN FOR CUTTING TO SUIT ON SITE.	
3	4	100	GALVANIZED STEEL		DISMANTLING FLANGE ADAPTOR PN 16	
4	2	100			NON RETURN VALVE FLANGED PN 16	
5	2	100	GALVANIZED STEEL		STRAIGHT PIPE ONE END FLANGED OTHER END FLAIN FOR CUTTING TO SUIT ON SITE PN 16	
6	2	100	GALVANIZED STEEL		WEDGE GATE VALVE FLANGED PN 16	
7	1	100	GALVANIZED STEEL		57.5" EQUAL LATERAL FLANGED PN 16	
8	1	100	GALVANIZED STEEL	4.5	STRAIGHT PIPE BOTH ENDS FLANGED PN 16	
9	1	100	GALVANIZED STEEL	4.5	STRAIGHT PIPE BOTH ENDS FLANGED PN 16	
10	1	50/100	GALVANIZED STEEL	4.5	FLANGED REDUCER PN 16	

NOTES

- FLANGES:
 - ALL DRILLED FLANGES' THICKNESS TO SANS 1123, TYPE 3 FOR TABLE PRESSURE RATING REFERS TO PIPE SPECIAL SCHEDULE, FLANGES PN 25 & HIGHER TO BE RISE FALL FLANGES TO BE DRILLED OFF-CENTRE AND TO BE FLAT JOINT FACES MACHINED N11.
 - PUDDLE FLANGES: SAME TYPE AND DD AS DRILLED FLANGES. FLAT FACED.
 - ANCHOR/TRUST FLANGES: SAME TYPE AND DD. Y AS DRILLED FLANGES. FLAT FACED.
- FASTENERS FOR STAINLESS STEEL BALL VALVES ONTO MILD STEEL FLANGES:
 - FASTENERS SHALL BE STAINLESS STEEL ON BOTH JOINTS, TOP AND BOTTOM.
 - FASTENERS FOR STAINLESS STEEL BALL VALVES: HEADS AND SHANKS AREAS OF BOLTS, NUTS AND WASHERS SHALL BE EPOXY POWDER COATED TO DFT 50 MICRONS. THREADS SHALL BE PROTECTED WITH MOLYBDENUM DISULPHIDE LUBRICANT OR A NICKEL ANTI-SEIZE COMPOUND. THREAD OF THE BOLTS MUST BE ON THE STAINLESS STEEL FLANGE.
- CONCRETE AND MISCELLANEOUS:
 - ALL CONCRETE EDGES TO BE 25mm CHAMFERED.
 - ALL EXPOSED METAL WORK TO BE CR12 (UNPAINTED)
 - BACKFILL BELOW CHAMBER TO BE COMPACTED ON 250mm LAYERS TO 90% MOD AASHTO.
- GENERAL:
 - CHECK THAT PIPE SPECIALS FIT CORRECTLY IN THE CHAMBER BEFORE MANUFACTURE.
 - PIPE SPECIALS TO BE CUT ON SITE SHALL BE MANUFACTURED WITH AN EXTRA LENGTH OF 30%.
 - ALLOW FOR 3mm THICK GASKETS BETWEEN THE FLANGES.
 - CHECK DIMENSIONS OF THE EXISTING PIPELINE BEFORE ORDERING PIPE SPECIALS AND COUPLINGS.
 - OPERATING INSTRUCTIONS (LETTERING 20mm HIGH) AND VALVE NUMBERS/DETAILS "A" AND "B" BAKED ENAMEL ON STEEL WITH BLACK LETTERS ON A WHITE BACKGROUND TO BE MOUNTED CLOSE TO EACH VALVE.
 - WHERE H>1m PROVIDE OUTSIDE LADDERS.

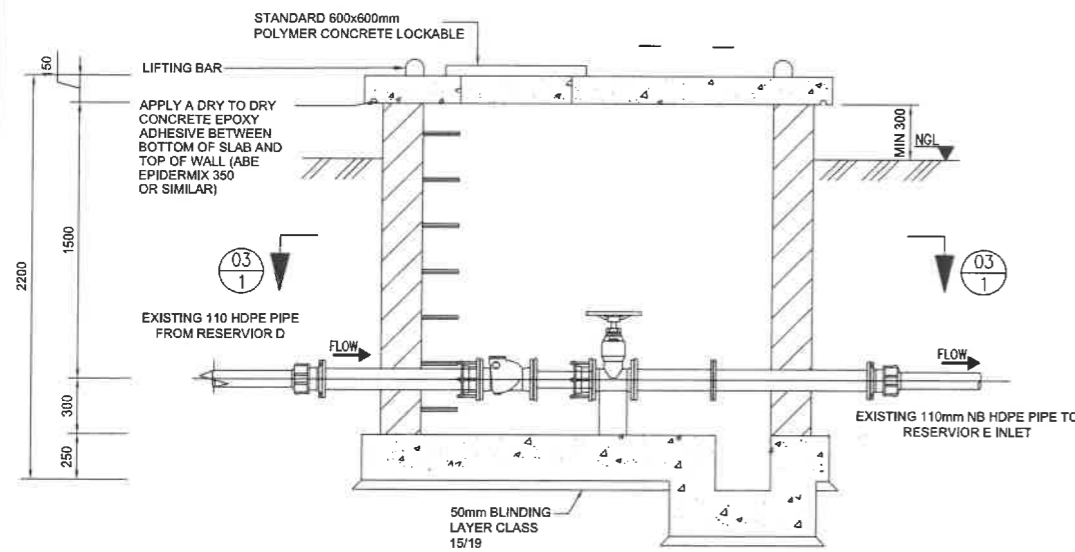
LEGEND

- DOUBLE FACE BRICK WALL
- CONCRETE WORK

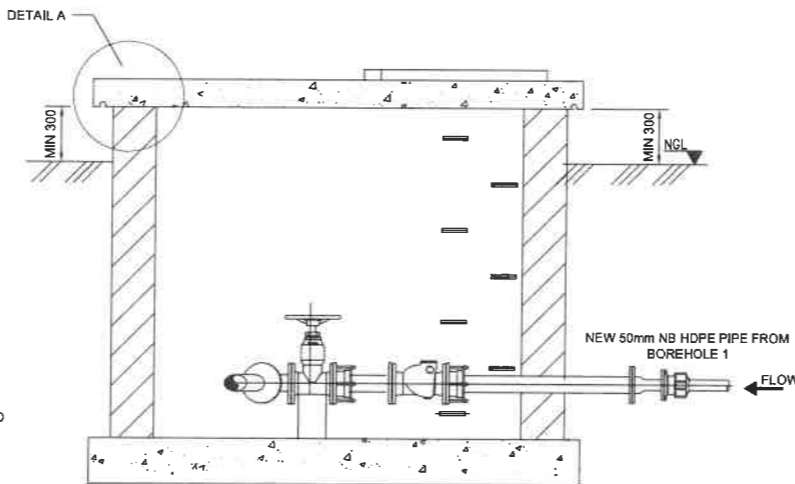
PIPE NOTES:

- FLANGES:
 - ALL DRILLED FLANGES' THICKNESS TO SANS 1123, TYPE 3, AND FOR CLASSIFICATION REFER TO THE RELEVANT DRAWING: FLANGES TO BE DRILLED OFF-CENTRE AND TO BE FLAT JOINT FACES MACHINED N11.
 - PUDDLE FLANGES: SAME TYPE AND OD AS DRILLED FLANGES. FLAT FACED. NO DRILLING
 - ANCHOR/TRUST FLANGES: SAME TYPE AND OD. Y AS DRILLED FLANGES. FLAT FACED.
 - COUPLINGS BURIED IN SOIL TO BE PROTECTED IN ACCORDANCE WITH DWS 9900, SECTION 13 (COATING SYSTEM PLUS PETROLATUM WRAPPING).
- FASTENERS FOR STAINLESS STEEL BALL VALVES ONTO MILD STEEL FLANGES:
 - FASTENERS SHALL BE STAINLESS STEEL ON BOTH JOINTS, TOP AND BOTTOM.
- CORROSION PROTECTION:
 - LINING: THE STEEL PIPES WILL BE PROTECTED INTERNALLY BY A SOLVENT BORNE LIQUID EPOXY LINING WITH A MINIMUM THICKNESS OF 500 MICRONS.
 - COATING: EXTERNAL CORROSION PROTECTION WILL CONSIST OF A SINTAKOTE II FUSION BONDED POLYETHYLENE COATING FOR PIPES INSTALLED UNDERGROUND. PIPES INSTALLED IN CHAMBERS, THE RESERVOIR AND IN PUMP STATION WILL HAVE A SOLVENT FREE EPOXY COATING WITH MINIMUM THICKNESS OF 500 MICRONS.
 - FLANGE FACES: ALL FLANGES UNDERGROUND TO BE WRAPPED WITH DENS-O-TAPE.
 - FASTENERS FOR STAINLESS STEEL BALL VALVES: HEADS AND SHANKS AREAS OF BOLTS, NUTS AND WASHERS SHALL BE EPOXY POWDER COATED TO DFT 50 MICRONS. THREADS SHALL BE PROTECTED WITH MOLYBDENUM DISULPHIDE LUBRICANT OR A NICKEL ANTI-SEIZE COMPOUND. THREAD OF THE BOLTS MUST BE ON THE STAINLESS STEEL FLANGE.

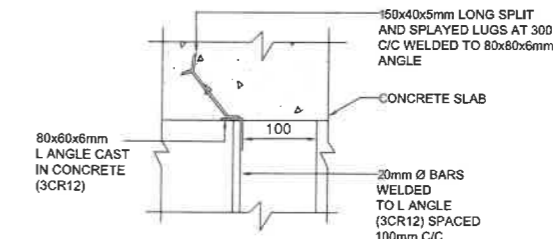
NOTE:
All internal walls to be plastered



SECTION 01-01
SCALE 1:20



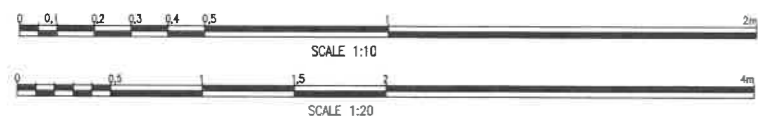
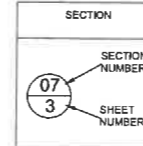
SECTION 02-02
SCALE 1:20



DETAIL A
SCALE 1:10

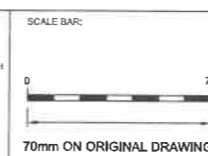
NOTE

- ALL WORKS TO BE DONE IN ACCORDANCE TO SANS 1200
SETTING OUT POINTS TO BE DETERMINED BY THE ENGINEER ON SITE
ALL INTERNAL WALLS TO BE PLASTERED



DESIGNED	N NDLOVU
DRAWN	N NDLOVU
CHECKED	A BOGATSU
ISSUED FOR TENDER	09/10/2020
NATURE OF REVISION	DATE

ZIMILE
INTERNATIONAL BUSINESS GATEWAY OF FICE PARK
CNR PIONEER AVENUE AND ELIZABETH MIDRIDGE PARK
TEL: (011) 466-8576
FAX: (011) 466-8813
E-MAIL: info@zimile.co.za



CLIENT:

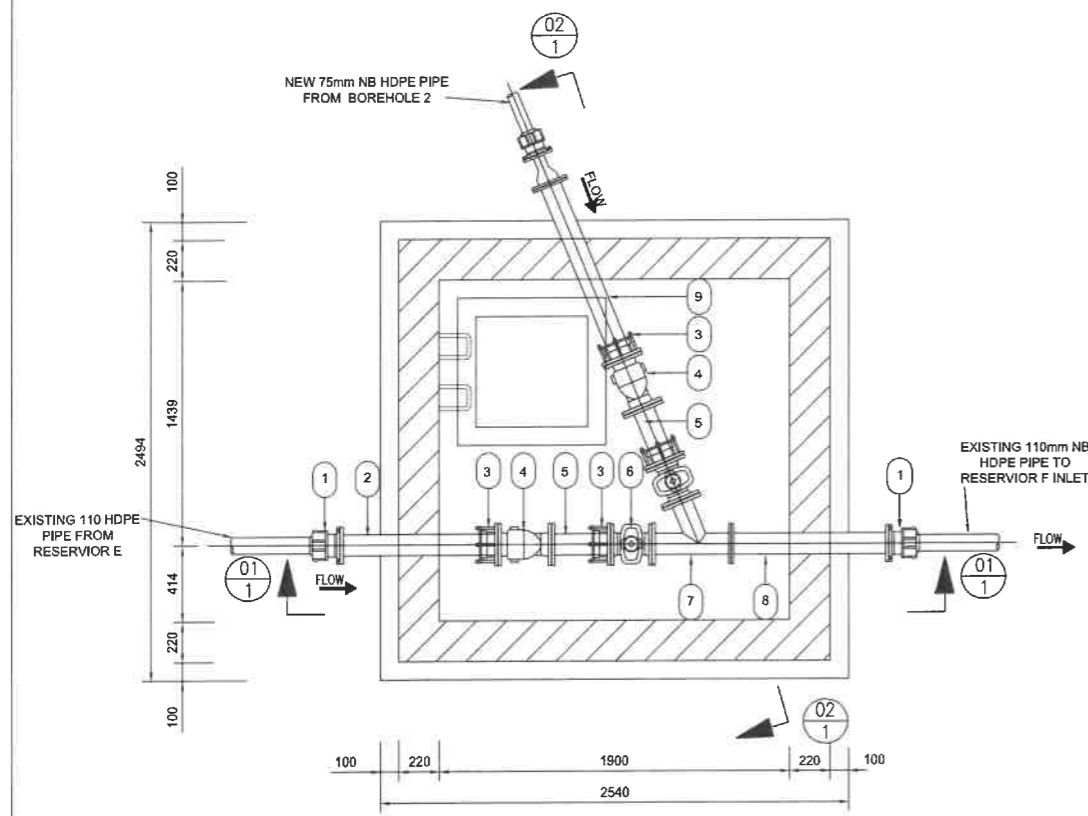
APPROVED:
A BOGATSU
FOR ZIMILE CONSULTING ENGINEERS
DESIGNATION: TECHNICAL MANAGER

PROJECT:
WATER SUPPLY TO MASIMINI - MBUZWENI VILLAGES INTERVENTION SCHEMES

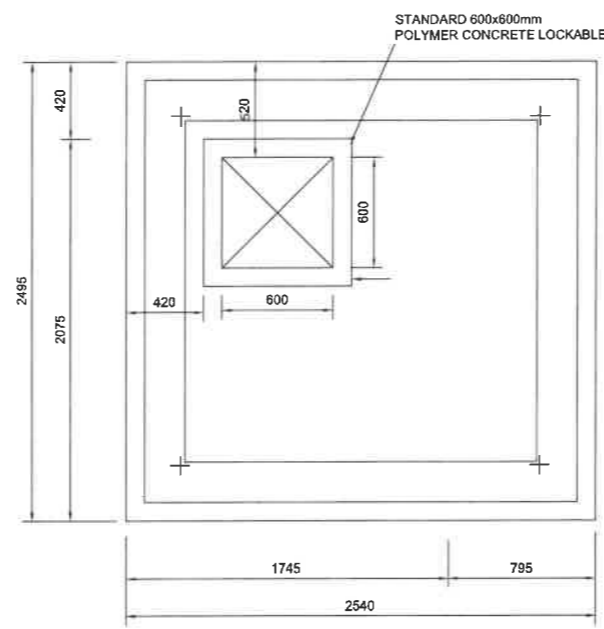
TITLE:
NGOKOZWENI OUTLET CHAMBER

PROJECT PHASE			
PRELIMINARY	TENDER	CONSTRUCTION	AS-BUILT
DATE:	OCTOBER 2020	SCALE:	AS SHOWN
DRAWING No.	J000084	WA	DE 207 A
CAD FILENAME	P:\Current Projects\Water Supply\MBuzweni\000004 - Water Supply Schemes Phase 2\1 - Documentation and Procurement Stage\1 - Tender\Drawings\J000084 - WT - DC - 207 - Rev A_Updated.dwg		SIZE: A1

FOR TENDER PURPOSES ONLY



SECTION 03-03
SCALE 1:20



ROOF SLAB
SCALE 1:20

ITEM NO.	NO. OFF	DIA (mm) NB/OD	MATERIAL	WALL (mm)	DESCRIPTION	SKETCH
1	3	75/100	HDPE		FLANGE ADAPTOR PN25	
2	2	100	GALVANIZED STEEL	4.5	STRAIGHT PIPE ONE END FLANGED OTHER END PLAIN FOR CUTTING TO SUIT ON SITE. PN 25	
3	4	100	GALVANIZED STEEL		DISMANTLING FLANGE ADAPTOR PN 25	
4	2	100			NON RETURN VALVE FLANGED PN 25	
5	2	100	GALVANIZED STEEL		STRAIGHT PIPE ONE END FLANGED OTHER END PLAIN FOR CUTTING TO SUIT ON SITE. PN 25	
6	2	100	GALVANIZED STEEL		WEDGE GATE VALVE FLANGED PN 25	
7	1	100	GALVANIZED STEEL		67.5° EQUAL LATERAL FLANGED PN 12	
8	1	100	GALVANIZED STEEL	4.5	STRAIGHT PIPE BOTH ENDS FLANGED PN 25	
9	1	100	GALVANIZED STEEL	4.5	STRAIGHT PIPE BOTH ENDS FLANGED PN 25	
10	1	75/100	GALVANIZED STEEL	4.5	FLANGED REDUCER PN 25	

NOTES

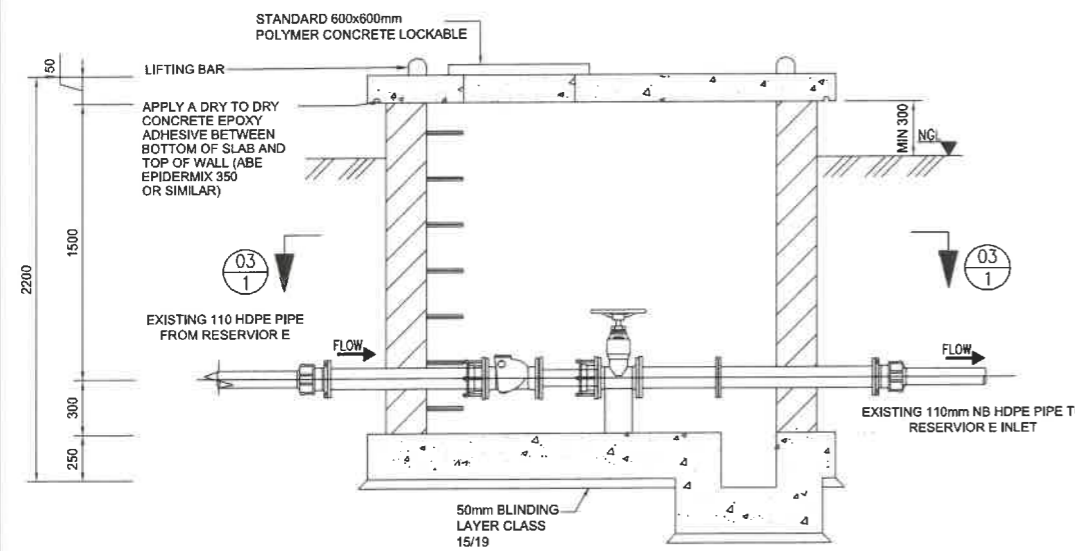
- FLANGES:
 - ALL DRILLED FLANGES' THICKNESS TO SANS 1123, TYPE 3 FOR TABLE PRESSURE RATING REFERS TO PIPE SPECIAL SCHEDULE, FLANGES PN 25 & HIGHER TO BE RISE FALL FLANGES TO BE DRILLED OFF-CENTRE AND TO BE FLAT JOINT FACES MACHINED N11.
 - PUDDLE FLANGES: SAME TYPE AND DD AS DRILLED FLANGES. FLAT FACED.
 - ANCHOR/THRUST FLANGES: SAME TYPE AND DD. Y AS DRILLED FLANGES. FLAT FACED.
- FASTENERS FOR STAINLESS STEEL BALL VALVES ONTO MILD STEEL FLANGES:
 - FASTENERS SHALL BE STAINLESS STEEL ON BOTH JOINT, TOP AND BOTTOM.
 - FASTENERS FOR STAINLESS STEEL BALL VALVES: HEADS AND SHANKS AREAS OF BOLTS, NUTS AND WASHERS SHALL BE EPOXY POWDER COATED TO DFT 50 MICRONS. THREADS SHALL BE PROTECTED WITH MOLYBDENUM DISULPHIDE LUBRICANT OR A NICKEL ANTI-SEIZE COMPOUND. THREAD OF THE BOLTS MUST BE ON THE STAINLESS STEEL FLANGE.
- CONCRETE AND MISCELLANEOUS:
 - ALL CONCRETE EDGES TO BE 25mm CHAMFERED.
 - ALL EXPOSED METAL WORK TO BE CR12 (UNPAINTED)
 - BACKFILL BELOW CHAMBER TO BE COMPACTED ON 250mm LAYERS TO 90% MOD AASHTO.
- GENERAL:
 - CHECK THAT PIPE SPECIALS FIT CORRECTLY IN THE CHAMBER BEFORE MANUFACTURE.
 - PIPE SPECIALS TO BE CUT ON SITE SHALL BE MANUFACTURED WITH AN EXTRA LENGTH OF 30%.
 - ALLOW FOR 3mm THICK GASKETS BETWEEN THE FLANGES.
 - CHECK DIMENSIONS OF THE EXISTING PIPELINE BEFORE ORDERING PIPE SPECIALS AND COUPLINGS.
 - OPERATING INSTRUCTIONS (LETTERING 20mm HIGH) AND VALVE NUMBERS (DETAILS 'A' AND 'B') BAKED ENAMEL ON STEEL WITH BLACK LETTERS ON A WHITE BACKGROUND TO BE MOUNTED CLOSE TO EACH VALVE.
 - WHERE H>1m PROVIDE OUTSIDE LADDERS.

LEGEND

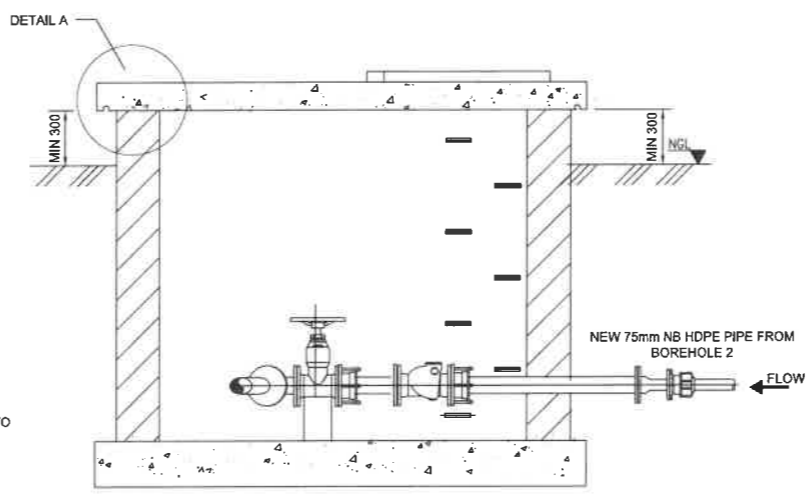
- DOUBLE FACE BRICK WALL
- CONCRETE WORK

PIPE NOTES:

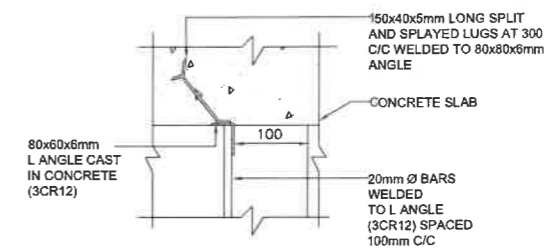
- FLANGES:
 - ALL DRILLED FLANGES' THICKNESS TO SANS 1123, TYPE 3, AND FOR CLASSIFICATION REFER TO THE RELEVANT DRAWING: FLANGES TO BE DRILLED OFF-CENTRE AND TO BE FLAT JOINT FACES MACHINED N11.
 - PUDDLE FLANGES: SAME TYPE AND OD AS DRILLED FLANGES. FLAT FACED. NO DRILLING
 - ANCHOR/THRUST FLANGES: SAME TYPE AND OD. Y AS DRILLED FLANGES. FLAT FACED.
 - COUPLINGS BURIED IN SOIL TO BE PROTECTED IN ACCORDANCE WITH DWS 9900, SECTION 13 (COATING SYSTEM PLUS PETROLATUM WRAPPING).
- FASTENERS FOR STAINLESS STEEL BALL VALVES ONTO MILD STEEL FLANGES:
 - FASTENERS SHALL BE STAINLESS STEEL ON BOTH JOINTS, TOP AND BOTTOM.
- CORROSION PROTECTION:
 - LINING: THE STEEL PIPES WILL BE PROTECTED INTERNALLY BY A SOLVENT BORNE LIQUID EPOXY LINING WITH A MINIMUM THICKNESS OF 500 MICRONS.
 - COATING: EXTERNAL CORROSION PROTECTION WILL CONSIST OF A SINTAKOTE II FUSION BONDED POLYETHYLENE COATING FOR PIPES INSTALL UNDERGROUND. PIPES INSTALLED IN CHAMBERS, THE RESERVOIR AND IN PUMP STATION WILL HAVE A SOLVENT FREE EPOXY COATING WITH MINIMUM THICKNESS OF 500 MICRONS.
- FLANGE FACES:
 - ALL FLANGES UNDERGROUND TO BE WRAPPED WITH DENSO-TAPE.
 - FASTENERS FOR STAINLESS STEEL BALL VALVES: HEADS AND SHANKS AREAS OF BOLTS, NUTS AND WASHERS SHALL BE EPOXY POWDER COATED TO DFT 50 MICRONS. THREADS SHALL BE PROTECTED WITH MOLYBDENUM DISULPHIDE LUBRICANT OR A NICKEL ANTI-SEIZE COMPOUND. THREAD OF THE BOLTS MUST BE ON THE STAINLESS STEEL FLANGE.



SECTION 01-01
SCALE 1:20



SECTION 02-02
SCALE 1:20

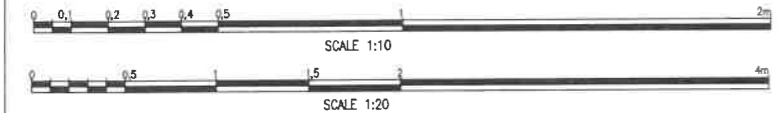


DETAIL A
SCALE 1:10

NOTE
ALL WORKS TO BE DONE IN ACCORDANCE TO SANS 1200
SETTING OUT POINTS TO BE DETERMINED BY THE ENGINEER ON SITE
ALL INTERNAL WALLS TO BE PLASTERED

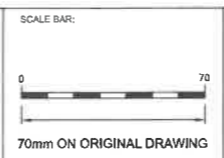
SECTION
07
3
SECTION NUMBER
SHEET NUMBER

FOR TENDER PURPOSES ONLY



DESIGNED	N NDLOVU
DRAWN	N NDLOVU
CHECKED	A BOGATSU
ISSUED FOR TENDER	06/10/2020
NATURE OF REVISION	DATE

ZIMILE
Consulting Engineers
INTERNATIONAL BUSINESS GATEWAY OFFICE PARK
CNR PIONEER AVENUE AND ELIZABETH MDCRICK PARK
TEL: (011) 465- 8876
FAX: (011) 465- 8813
E-MAIL: info@zimile.co.za
COPYRIGHT RESERVED ©

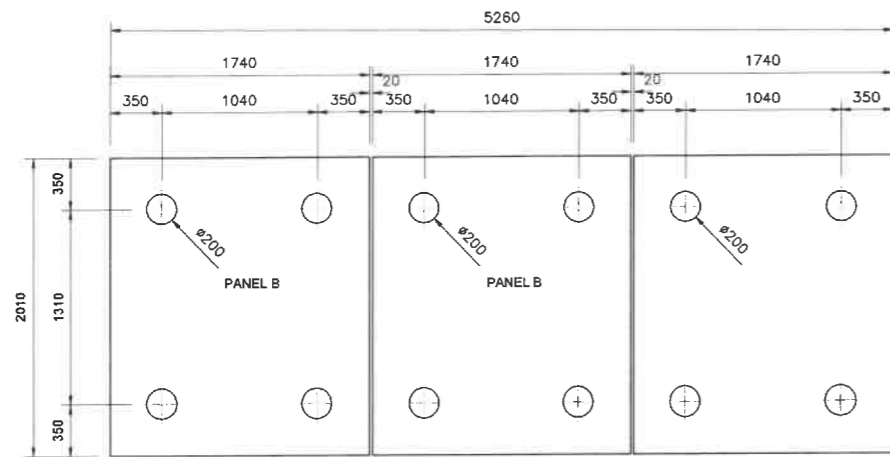


CLIENT:

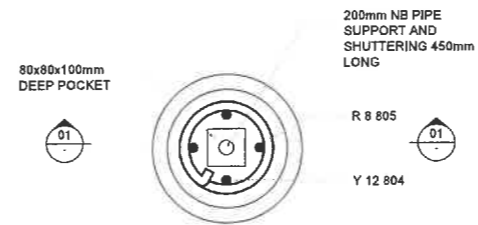
APPROVED:
A BOGATSU
FOR ZIMILE CONSULTING ENGINEERS
DESIGNATION: TECHNICAL MANAGER
DATE: _____ SIGNATURE: _____

PROJECT:
WATER SUPPLY TO MASIMINI - MBUZWENI VILLAGES INTERVENTION SCHEMES
TITLE:
NKUKHWINI OUTLET CHAMBER

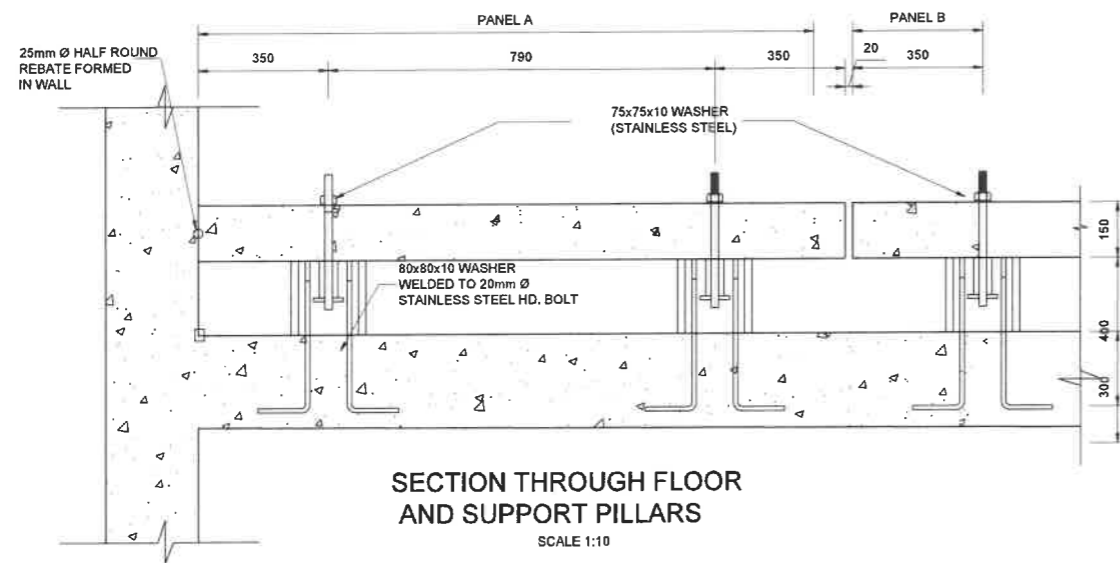
PROJECT PHASE			
PRELIMINARY	TENDER	CONSTRUCTION	AS-BUILT
DATE:	OCTOBER 2020	SCALE:	AS SHOWN
DRAWING No.	WA	DE	208
J000084			
CAD FILENAME	P:\Current Projects\WATER SUPPLY\000084 - W... Drawings\01 Water Supply Schemes Phase 01A... Documentation and Procurement Step 11: Tender... Drawings\New\J000084 - WT - 02 - 2020 - 01A - 01.dwg		REVISION A
			SIZE A1



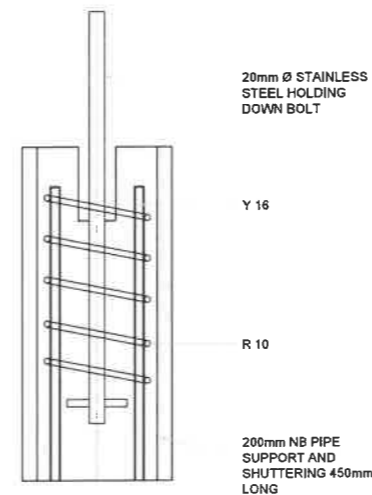
PRECAST CONCRETE SLAB PLAN
SCALE 1:25



TYPICAL CROSS SECTION SAND FILTER FLOOR SUPPORT DETAIL
SCALE 1:5



SECTION THROUGH FLOOR AND SUPPORT PILLARS
SCALE 1:10



SECTION 01-01
SCALE 1:5

ITEM No.	QTY	MA NB	MATERIAL	DESCRIPTION	SKETCH
①	2	50	GALVANIZED STEEL	STRAIGHT PIPE ONE END FLANG TO CUT TO SUIT ON SITE OTHER WELDED WITH A BELMOUTH, FITTED WITH A PADDLE FLANGE AS SHOWN.	
②	2	50	GALVANIZED STEEL	STRAIGHT PIPE ONE END FLANGED OTHER FLANG FOR CUTTING TO SUIT ON SITE	
③	4	50	GALVANIZED STEEL	STRAIGHT PIPE ONE END FLANG TO CUT TO SUIT ON SITE, FITTED WITH A PADDLE FLANGE AS SHOWN.	
④	4	50		FLANGE ADAPTOR.	
⑤	4	50		RESILIENT SEAL GATE VALVE.	
⑥	1	50	GALVANIZED STEEL	EQUAL TEE.	
⑦	1	50	GALVANIZED STEEL	90° 3D BEND BOTH ENDS FLANGED.	
⑧	2	80	GALVANIZED STEEL	STRAIGHT PIPE BOTH ENDS FLANGED AS SHOWN.	
⑨	3	50	GALVANIZED STEEL	STRAIGHT PIPE ONE END FLANG TO CUT TO SUIT ON SITE OTHER WELDED WITH A BELMOUTH, FITTED WITH A PADDLE FLANGE AS SHOWN.	
⑩	6	50	GALVANIZED STEEL	STRAIGHT PIPE ONE END FLANG TO CUT TO SUIT ON SITE OTHER WELDED WITH A BELMOUTH, FITTED WITH A PADDLE FLANGE AS SHOWN.	
⑪	1	50	GALVANIZED STEEL	STRAIGHT PIPE BOTH ENDS FLANGED AS SHOWN.	

NOTES:

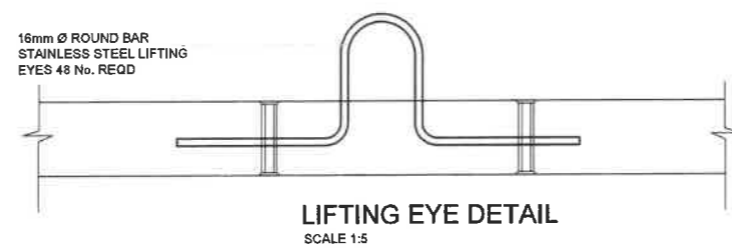

- FLANGES:**
 - ALL DRILLED FLANGES THICKNESS TO SANS 1123, TYPE 3, AND FOR CLASSIFICATION REFER TO THE RELEVANT DRAWING. FLANGES TO BE DRILLED OFF-CENTRE AND TO BE FLAT JOINT FACES MACHINED M11.
 - PUDDLE FLANGES: SAME TYPE AND OD AS DRILLED FLANGES. FLAT FACES.
 - ANCHOR/TRUST FLANGES: SAME TYPE AND OD, Y AS DRILLED FLANGES. FLAT FACED.
 - COUPLINGS BURIED IN SOIL TO BE PROTECTED IN ACCORDANCE WITH DWS 9900, SECTION 13 (COATING SYSTEM PLUS PETROLATUM WRAPPING).
- FASTENERS FOR STAINLESS STEEL BALL VALVES, QNTQ MILD STEEL FLANGES:**
 - FASTENERS SHALL BE STAINLESS STEEL ON BOTH JOINTS, TOP AND BOTTOM.
- CORROSION PROTECTION:**
 - PIPES 250 & 300 mm NB: CEMENT MORTAR LINING; THICKNESS, MATERIALS, SURFACE PREPARATION AND APPLICATION AS PER DWS 9900, CLAUSES 17, PIPES 50, 80 AND 150 mm NB: TWO PACK EPOXY, 0.400 mm THICK; MATERIALS, SURFACE PREPARATION AND APPLICATION AS PER DWS 9900, CLAUSES 7 AND 8.
 - COATING: TWO PACK EPOXY, 0.300 mm THICK. MATERIALS, SURFACE PREPARATION AND APPLICATION AS PER DWS 9900 CLAUSES 7 AND 8. OVERCOAT WITH A 0.040 mm THICK RECOATABLE ALIPHATIC POLYURETHANE LAYER OF PAINT BRIGHT GREEN TO SABS 1091 CODE-H10.
- FLANGE FACES:** TWO PACK EPOXY 0.060 - 0.090 mm.
- FASTENERS FOR STAINLESS STEEL BALL VALVES:** HEADS AND SHANKS AREAS OF BOLTS, NUTS AND WASHERS SHALL BE EPOXY POWDER COATED TO DFT 50 MICRONS. THREADS SHALL BE PROTECTED WITH MOLYBDENUM DISULPHIDE LUBRICANT OR A NICKEL ANTISEIZE COMPOUND. THREAD OF THE BOLTS MUST BE ON THE STAINLESS STEEL FLANGE.

CONCRETE & MISCELLANEOUS

- ALL EXPOSED CONCRETE EDGES TO BE 25 mm CHAMFERED.
- CONCRETE VOLUME: CLASS 25/19 = 20.0 m³. CLASS 15/19 = 1.0 m³.
- ALL EXPOSED METALWORK TO BE 3CR12 AND LEFT UNPAINTED.
- BACKFILL BELOW CHAMBER TO BE COMPACTED IN 200 mm LAYERS TO BE 95% MOD AASHTO.

LEGEND:

- SAND
- GRAVEL
- NATURAL GROUND
- BENCHING

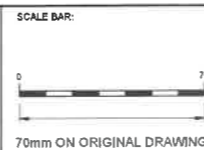


LIFTING EYE DETAIL
SCALE 1:5

FOR TENDER PURPOSES ONLY

DESIGNED	N NDLOVU
DRAWN	N NDLOVU
CHECKED	A BOGATSU
ISSUED FOR TENDER	09/10/2020
NATURE OF REVISION	DATE

ZIMILE Consulting Engineers
INTERNATIONAL BUSINESS GATEWAY OFFICE PARK
CNR PIONEER AVENUE AND ELIZABETH MIDRIDGE PARK
TEL: (011) 466 - 8576
FAX: (011) 466 - 8813
E-MAIL: info@zimile.co.za



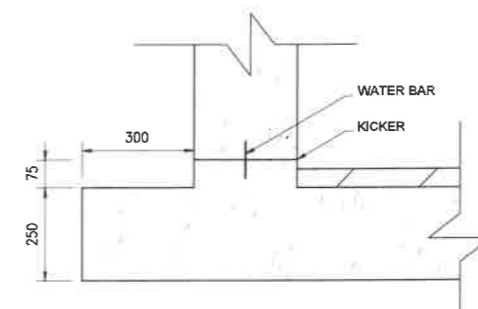
APPROVED:
A BOGATSU
FOR ZIMILE CONSULTING ENGINEERS
DESIGNATION: TECHNICAL MANAGER
DATE: _____ SIGNATURE: _____

PROJECT:
WATER SUPPLY TO MASIMINI MBUZWENI VILLAGES INTERVENTION SCHEMES
TITLE:
SLOW SAND FILTER SHEET 2 OF 4

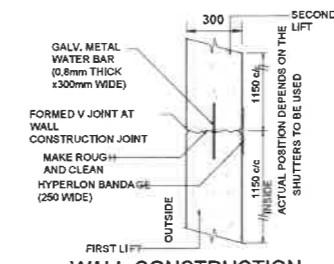
PROJECT PHASE			
PRELIMINARY	TENDER	CONSTRUCTION	AS-BUILT
DATE: OCTOBER 2020	SCALE: AS SHOWN		
DRAWING No. J000084	WA	DE	211
CAD FILENAME			A1

NOTES:

- FLANGES:**
 - ALL DRILLED FLANGES THICKNESS TO SANS 1123, TYPE 3, AND FOR CLASSIFICATION REFER TO THE RELEVANT DRAWING. FLANGES TO BE DRILLED OFF-CENTRE AND TO BE FLAT JOINT FACES MACHINED M11.
 - PUDDLE FLANGES: SAME TYPE AND OD AS DRILLED FLANGES. FLAT FACED.
 - ANCHOR/TRUST FLANGES: SAME TYPE AND OD, T AS DRILLED FLANGES. FLAT FACED.
 - COUPLINGS BURIED IN SOIL TO BE PROTECTED IN ACCORDANCE WITH DWS 9900, SECTION 13 (COATING SYSTEM PLUS PETROLATUM WRAPPING).
- FASTENERS FOR STAINLESS STEEL BALL VALVES ONTO MILD STEEL FLANGES:**
 - FASTENERS SHALL BE STAINLESS STEEL ON BOTH JOINTS, TOP AND BOTTOM.
- CORROSION PROTECTION:**
 - PIPES 250 & 300 mm NB: CEMENT MORTAR LINING; THICKNESS, MATERIALS, SURFACE PREPARATION AND APPLICATION AS PER DWS 9900, CLAUSES 17, PIPES 50, 80 AND 150 mm NB: TWO PACK EPOXY, 0.400 mm THICK; MATERIALS, SURFACE PREPARATION AND APPLICATION AS PER DWS 9900, CLAUSES 7 AND 8.
 - COATINGS: TWO PACK EPOXY, 0.300 mm THICK. MATERIALS, SURFACE PREPARATION AND APPLICATION AS PER DWS 9900 CLAUSES 7 AND 8. OVERCOAT WITH A 0.040 mm THICK RECOATABLE ALIPHATIC POLYURETHANE LAYER OF PAINT BRILLIANT GREEN TO SABS 1091 CODE-H10.
 - FLANGE FACES: TWO PACK EPOXY 0.090 - 0.090 mm.
 - FASTENERS FOR STAINLESS STEEL BALL VALVES: HEADS AND SHANKS AREAS OF BOLTS, NUTS AND WASHERS SHALL BE EPOXY POWDER COATED TO DFT 50 MICRONS, THREADS SHALL BE PROTECTED WITH MOLYBDENUM DISULPHIDE LUBRICANT OR A NICKEL ANTISEIZE COMPOUND. THREAD OF THE BOLTS MUST BE ON THE STAINLESS STEEL FLANGE.



CONSTRUCTION JOINT DETAIL G
SCALE 1:10



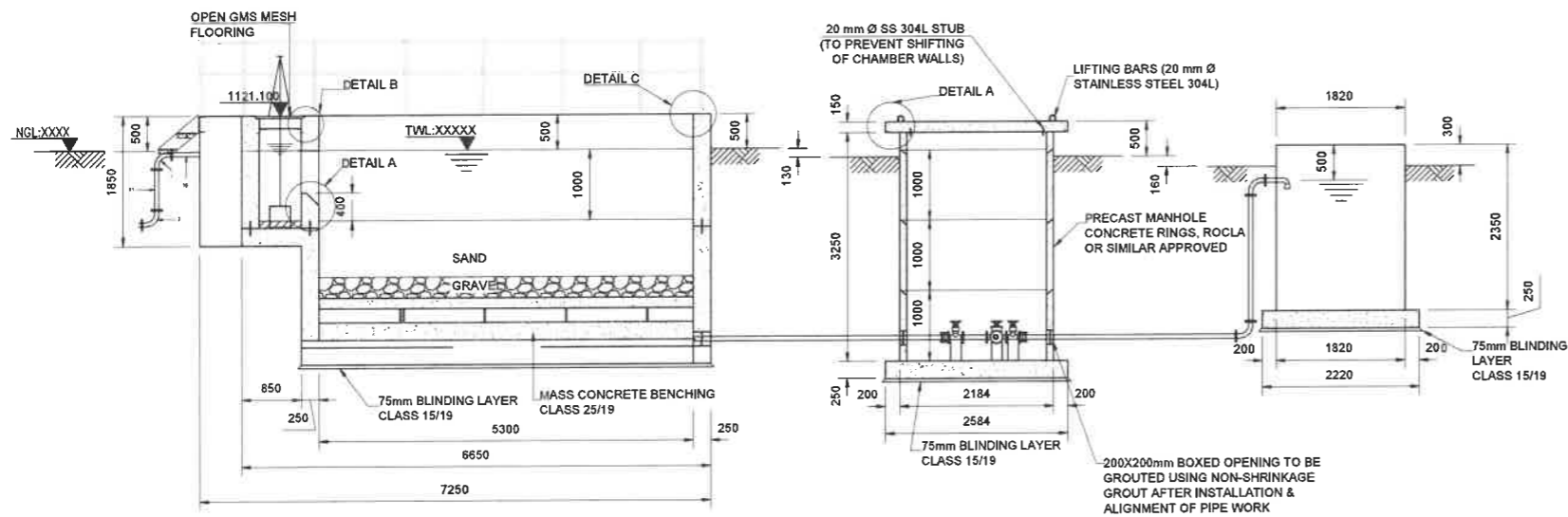
WALL CONSTRUCTION JOINT DETAIL I
SCALE 1:20

CONCRETE & MISCELLANEOUS

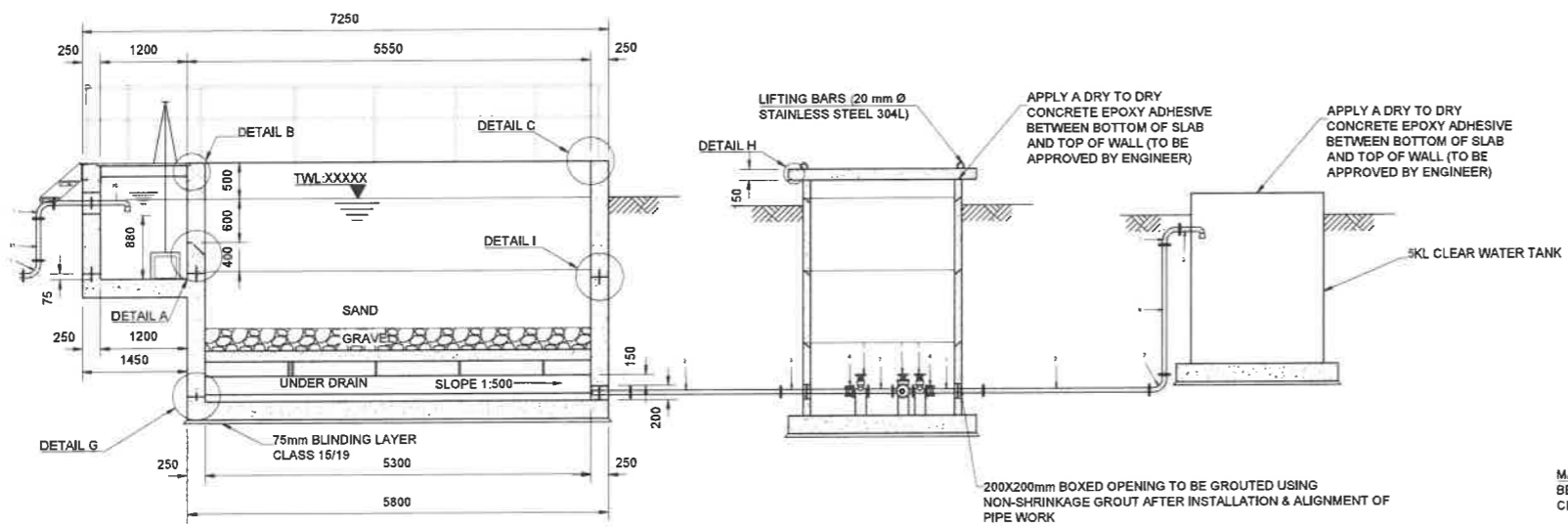
- ALL EXPOSED CONCRETE EDGES TO BE 25 mm CHAMFERED.
- CONCRETE VOLUME: CLASS 25/19 = 20.0 m³. CLASS 15/19 = 1.0 m³.
- ALL EXPOSED METALWORK TO BE 3CR12 AND LEFT UNPAINTED.
- BACKFILL BELOW CHAMBER TO BE COMPACTED IN 200 mm LAYERS TO BE 95% MOD AASHTO.

LEGEND:

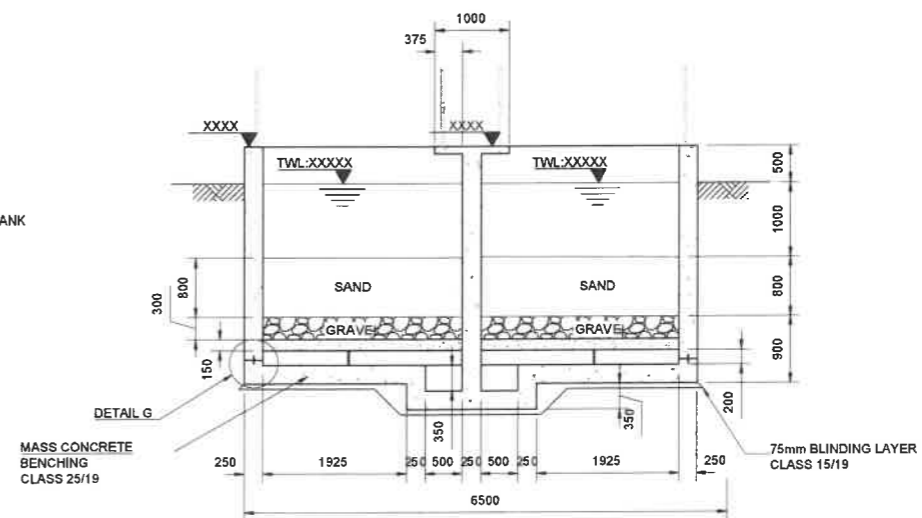
- SAND
- GRAVEL
- NATURAL GROUND
- BENCHING




SECTION 02-02
SCALE 1:50



SECTION 03-03
SCALE 1:50



SECTION 01-01
SCALE 1:50



FOR TENDER PURPOSES ONLY

DESIGNED	N NDLOVU
DRAWN	N NDLOVU
CHECKED	A BOGATSU
ISSUED FOR TENDER	09/10/2020
NATURE OF REVISION	DATE

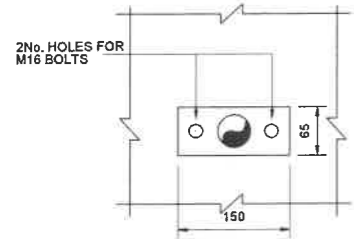
ZIMILE
INTERNATIONAL BUSINESS GATEWAY OFFICE PARK
CNR PIONEER AVENUE AND ELIZABETH MIDRIDGE PARK
TEL: (011) 486 - 8576
FAX: (011) 486 - 3813
E-MAIL: info@zimile.co.za



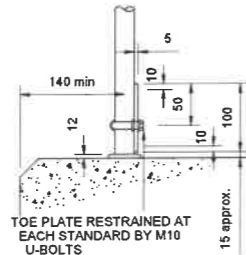
APPROVED:
A BOGATSU
FOR ZIMILE CONSULTING ENGINEERS
DESIGNATION: TECHNICAL MANAGER
DATE: _____ SIGNATURE: _____

PROJECT:
WATER SUPPLY TO MASIMINI MBUZWENI VILLAGES INTERVENTION SCHEMES
TITLE:
SLOW SAND FILTER SHEET 3 OF 4

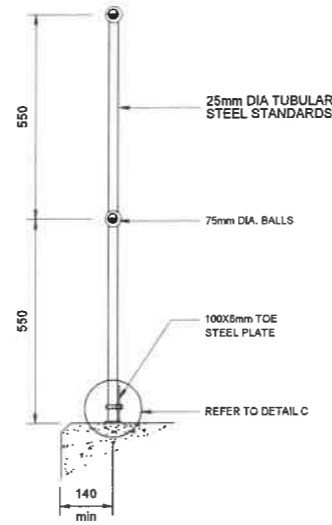
PROJECT PHASE			
PRELIMINARY	TENDER	CONSTRUCTION	AS-BUILT
DATE: OCTOBER 2020	SCALE: AS SHOWN		
DRAWING No. J000084	WA	DE	212
CAD FILENAME: [Current Project Folder] DEPARTMENT\000084 - [Drawing Title] - [Drawing No.] - [Drawing Date] - [Drawing Size]	REVISION	DATE	BY
	A		A1



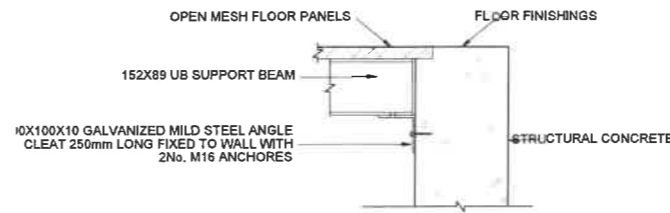
PLAN ON FLAT BASE
SCALE 1:10



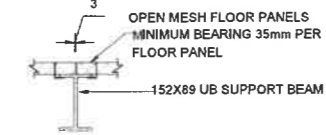
DETAIL C
SCALE 1:10



SECTION 02-02 HANDRAIL WITH
FLAT BASE STANDARDS
SCALE 1:10



DETAIL B - OPEN MESH GMS
FLOOR AT BEAM SUPPORT
SCALE 1:10



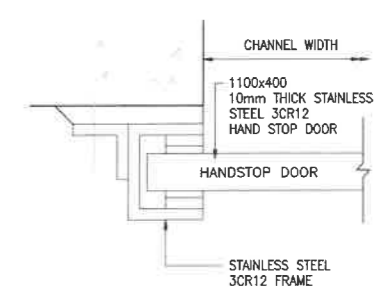
SECTION C
SCALE 1:10

NOTES:

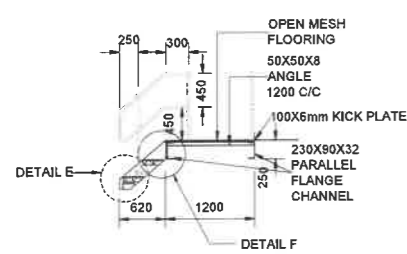
- FLANGES:**
 - 1.1. ALL DRILLED FLANGES' THICKNESS TO SANS 1123, TYPE 3, AND FOR CLASSIFICATION REFER TO THE RELEVANT DRAWING. FLANGES TO BE DRILLED OFF-CENTRE AND TO BE FLAT JOINT FACES MACHINED N11.
 - 1.2. PUDDLE FLANGES: SAME TYPE AND OD AS DRILLED FLANGES. FLAT FACES.
 - 1.3. ANCHOR/TRUSS FLANGES: SAME TYPE AND OD, AS DRILLED FLANGES. FLAT FACES.
 - 1.4. COUPLINGS BURIED IN SOIL TO BE PROTECTED IN ACCORDANCE WITH DWS 9900, SECTION 13 (COATING SYSTEM PLUS PETROLATUM WRAPPING).
- FASTENERS FOR STAINLESS STEEL BALL VALVES ONTO MILD STEEL FLANGES:**
 - 2.1. FASTENERS SHALL BE STAINLESS STEEL ON BOTH JOINTS, TOP AND BOTTOM.
 - 2.2. CORROSION PROTECTION:
- LINING:**
 - 3.1. LINES: PIPES 250 & 300 mm NB: CEMENT MORTAR LINING; THICKNESS, MATERIALS, SURFACE PREPARATION AND APPLICATION AS PER DWS 9900, CLAUSES 17, PIPES 50, 80 AND 150 mm NB: TWO PACK EPOXY, 0.400 mm THICK; MATERIALS, SURFACE PREPARATION AND APPLICATION AS PER DWS 9900, CLAUSES 7 AND 8.
 - 3.2. COATINGS: TWO PACK EPOXY, 0.300 mm THICK; MATERIALS, SURFACE PREPARATION AND APPLICATION AS PER DWS 9900 CLAUSES 7 AND 8. OVERCOAT WITH A 0.040 mm THICK RECOATABLE ALIPHATIC POLYURETHANE LAYER OF PAINT BRILLIANT GREEN TO SABS 1091 CODE-H10.
 - 3.3. FLANGE FACES: TWO PACK EPOXY 0.060 - 0.090 mm.
 - 3.4. FASTENERS FOR STAINLESS STEEL BALL VALVES: HEADS AND SHANKS AREAS OF BOLTS, NUTS AND WASHERS SHALL BE EPOXY POWDER COATED TO DFT 50 MICRONS, THREADS SHALL BE PROTECTED WITH MOLYBDENUM DISULPHIDE LUBRICANT OR A NICKEL ANTISEIZE COMPOUND. THREAD OF THE BOLTS MUST BE ON THE STAINLESS STEEL FLANGE.

CONCRETE & MISCELLANEOUS

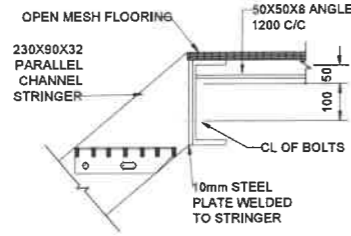
1. ALL EXPOSED CONCRETE EDGES TO BE 25 mm CHAMFERED.
2. CONCRETE VOLUME: CLASS 25/19 = 20.0 m³. CLASS 15/19 = 1.0 m³.
3. ALL EXPOSED METALWORK TO BE 3CR12 AND LEFT UNPAINTED.
4. BACKFILL BELOW CHAMBER TO BE COMPACTED IN 200 mm LAYERS TO BE 95% MOD AASHTO.



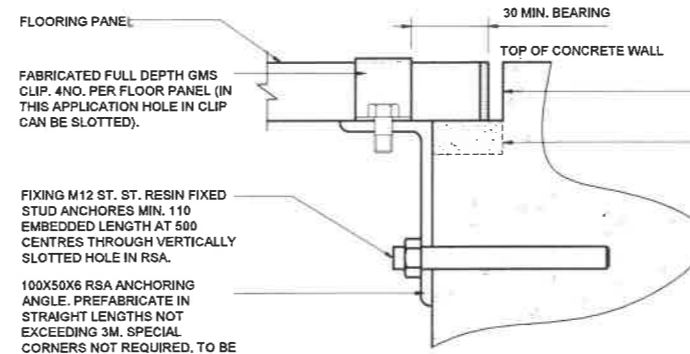
WALL FIX APPLICATION PLAN
HANDSTOP
SCALE 1:1



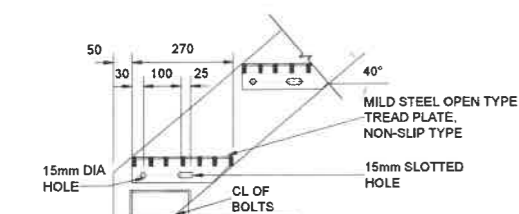
DETAIL OF STAIRCASE
SCALE 1:50



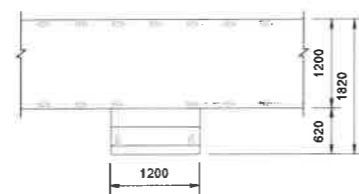
DETAIL F CONNECTION OF
STRINGER TO STEEL
PLATFORM
SCALE 1:10



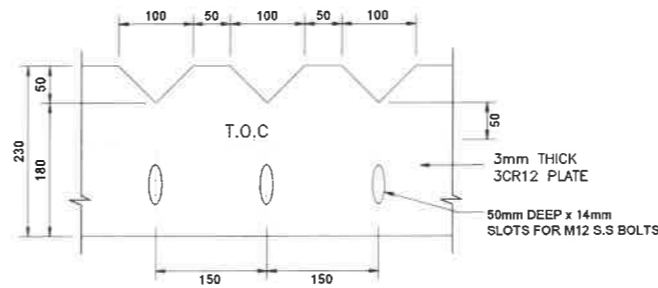
GMS OPEN FLOORING - DETAIL B
SCALE 1:10



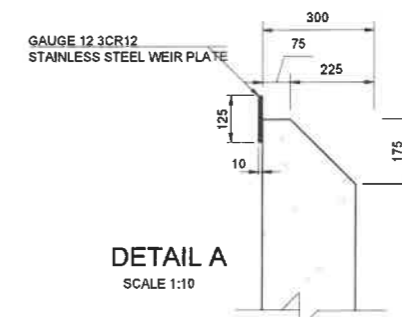
DETAIL E
SCALE 1:10



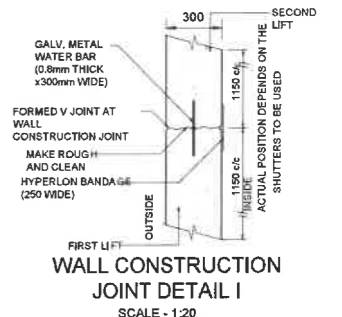
STAIRCASE PLAN
SCALE 1:25




DETAIL OF V-NOTCH WEIR
SCALE 1:5



DETAIL A
SCALE 1:10



WALL CONSTRUCTION
JOINT DETAIL I
SCALE - 1:20



NOTES:
POSITION OF THE CHAMBER
MUST BE DECIDED ON SITE
ACCORDING TO THE TERRAIN
SLOPE

**FOR TENDER
PURPOSES ONLY**

DESIGNED	N NDLOVU
DRAWN	N NDLOVU
CHECKED	A BOGATSU
ISSUED FOR CONSTRUCTION	09/10/2020
NATURE OF REVISION	DATE

ZIMILE
Consulting Engineers
INTERNATIONAL BUSINESS GATEWAY OFFICE PARK
CNR PIONEER AVENUE AND ELIZABETH MOROGUE PARK
TEL: (011) 466 - 8576
FAX: (011) 466 - 8813
E-MAIL: info@zimile.co.za

SCALE BAR:
0 70
70mm ON ORIGINAL DRAWING

CLIENT:
WATER BILLS DISTRICT MUNICIPALITY

APPROVED:
A BOGATSU
FOR ZIMILE CONSULTING ENGINEERS
DESIGNATION: TECHNICAL MANAGER
DATE: _____ SIGNATURE: _____

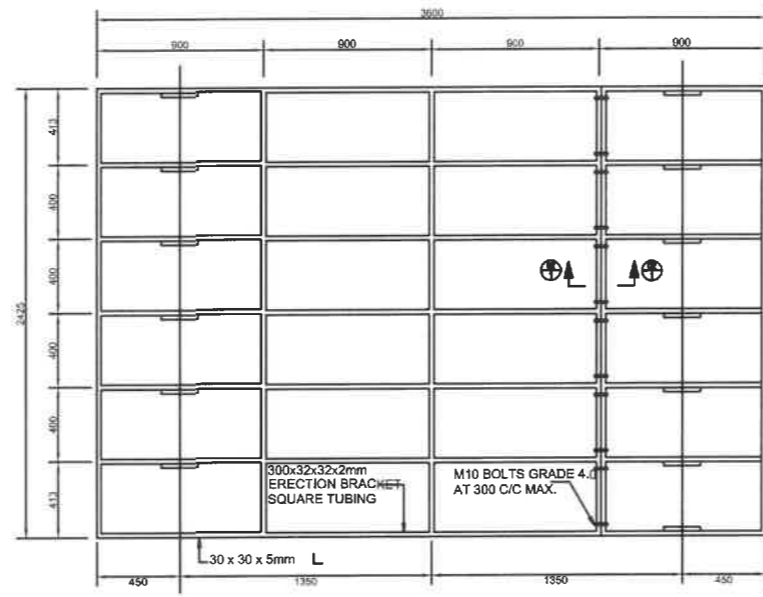
PROJECT:
WATER SUPPLY TO MASIMINI MBUZWENI VILLAGES INTERVENTION SCHEMES
TITLE:
SLOW SAND FILTER SHEET 4 OF 4

PROJECT PHASE			
PRELIMINARY	TENDER	CONSTRUCTION	AS-BUILT
DATE: OCTOBER 2020	SCALE: AS SHOWN		
DRAWING No. J000084	WA	DE	213
CAD FILENAME	P:\Current Projects\WATER DEPARTMENT\J000084 - Umgeni/Up/LM Water Supply Scheme Phase 3/1/Documentation and Procurement/Stage 1/ Tender Drawings/Water/J000084-WI-DC-210_Rev A_Slow Sand		REVISION: A1

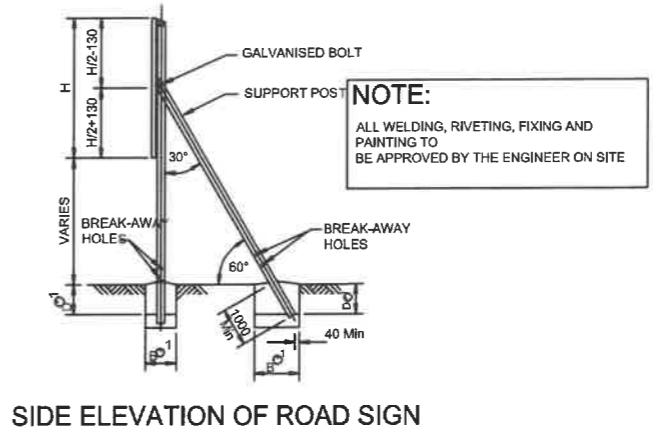
HARRY GRALA DISTRICT MUNICIPALITY
CONTRACT No: XX/XX/XX/2019/20

	HARRY GWALA DISTRICT MUNICIPALITY 40 MAIN STREET P.O BOX X501 IXOPO 3279 TEL : 039 834 8700 FAX : 039 834 1701
ZIMILE CONSULTING ENGINEERS	
76 HOPE STREET KOKSTAD 4700 TEL : 039 940 6729 EMAIL : info@zimile.co.za	
EMBLEM OF CONTRACTOR ON WHITE BACKGROUND	CONTRACTOR NAME TEL : CONTRACTOR'S DETAILS
EXPANDED PUBLIC WORKS PROGRAMME	

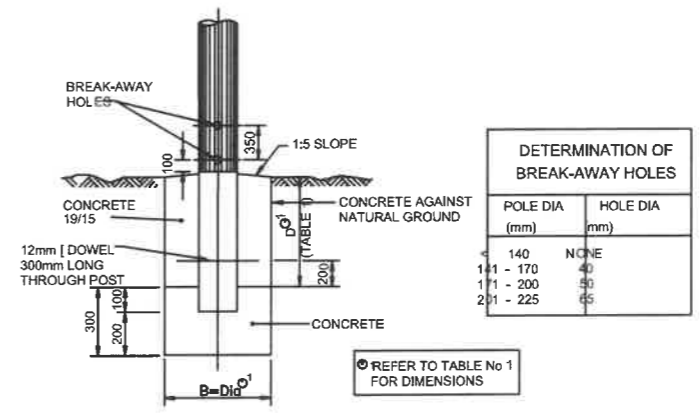
FRONT ELEVATION
SCALE 1:20



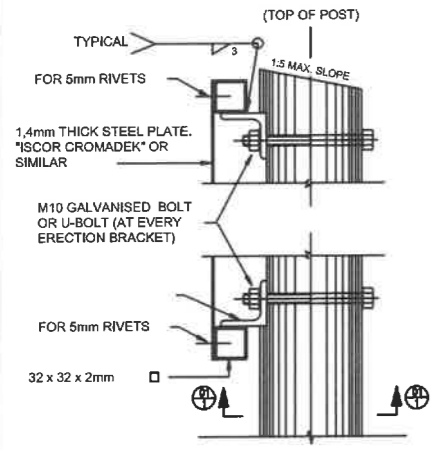
REAR SIDE BRACING
SCALE 1:20



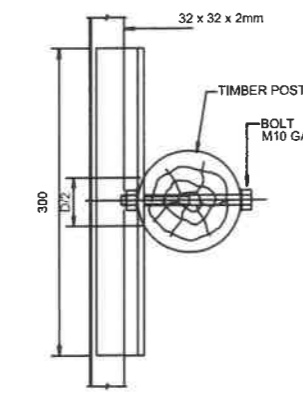
SIDE ELEVATION OF ROAD SIGN



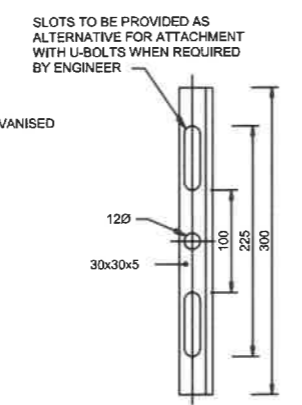
FOUNDATION DETAIL
SCALE NTS



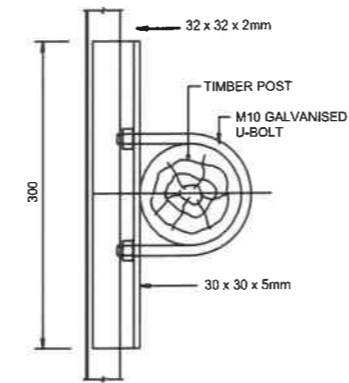
SIDE ELEVATION



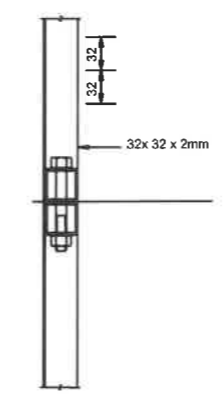
SECTION 01-01



ELEVATION OF ERECTION BRACKET



SECTION 01-01 (WITH U-BOLT)



SECTION 02-02 (AT JOINT OF SIGN)

FIXING DETAIL FOR SIGN BOARDS
SCALE NTS



NOTES:

- DO NOT SCALE FROM THIS DRAWING. USE ONLY THE CALCULATED AND WRITTEN DIMENSIONS.
- ALL EXCAVATIONS SHOULD BE INSPECTED AND APPROVED BY THE ENGINEER ON SITE.
- ALL DIMENSIONS ARE IN MILLIMETRES UNLESS OTHERWISE STATED.
- ALL LEVELS IN METERS.
- ALL CONCRETE TO BE CLASS 19/15 OR OTHERWISE SPECIFIED.
- ALL SHARP EDGES OF WALLS AND FLOOR TO BE 25 X 25 CHAMFER.

EMBLEM AND BORDER NOTES

EMBLEMS:

- ALL EMBLEMS TO BE DISPLAYED IN FULL COLOUR ON A SEMI-MATT BACKGROUND.

LETTERS AND NUMBERS:

- DESCRIPTION: MATT-BLACK, SERIES DIN B LETTERS AND NUMBERS ON A SEMI-MATT SMOKE-GREY BACKGROUND.

BORDERS:

- BORDER: GREEN NON-REFLECTORIZED.

QUANTITY:

- TWO SIGN BOARDS, SHALL BE ERECTED AT POSITIONS AS DETERMINED BY THE ENGINEER.

DESCRIPTION:

- DESCRIPTION OF WORK (NUMBER OF KILOMETRES AND TYPE OF WORK, eg. "13.5km RECONSTRUCTION OF ROAD 1974." DESCRIPTION STARTS CENTERED ON THE LEFT-HAND SIDE AND THE FIRST 100m-DIMENSION BELOW "NORTHERN"

- SAFCEC EMBLEM ONLY IF CONTRACTOR IS A MEMBER OTHERWISE BLANK.
- ZIMILE CONSULTING ENGINEERS LOGO TO BE OBTAINED FROM ZIMILE, KOKSTAD OFFICE
- 3600mmx2000mmx1.6mm THICK CONTINUANT CHROMODECK STEEL PLATE TO BE RIVETED AT 200mm CENTRES ALONG THE SQUARE STEEL TUBING FRAME AS WELL AS ALONG ALL CHROMODECK OVERLAPS OF ATLEAST 15m WHERE ALTERNATIVE CHROMODECK PLATE SIZES ARE USED.

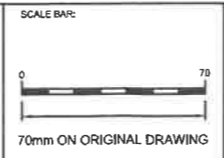
TYPE OF POST	ERECTION DETAILS			
	UPRIGHT	STAY	D	B(DIA)
TIMBER POST AND STAY	100mm	80mm	600mm	850mm
TIMBER POST	180mm	-	1000mm	1450mm
D SECTION STEEL POST	100mm x 4mm	-	1000mm	1450mm

FOR TENDER PURPOSES ONLY

DESIGNED	N NDLOVU								
DRAWN	N NDLOVU								
CHECKED	A BOGATSU								
ISSUED FOR TENDER		06/10/2020							
NATURE OF REVISION		DATE							

ZIMILE
Consulting Engineers

INTERNATIONAL BUSINESS GATEWAY OFFICE PARK
CNR PIONEER AVENUE AND ELIZABETH MIDRIDGE PARK
TEL: (011) 465-8576
FAX: (011) 465-8813
E-MAIL: info@zimile.co.za

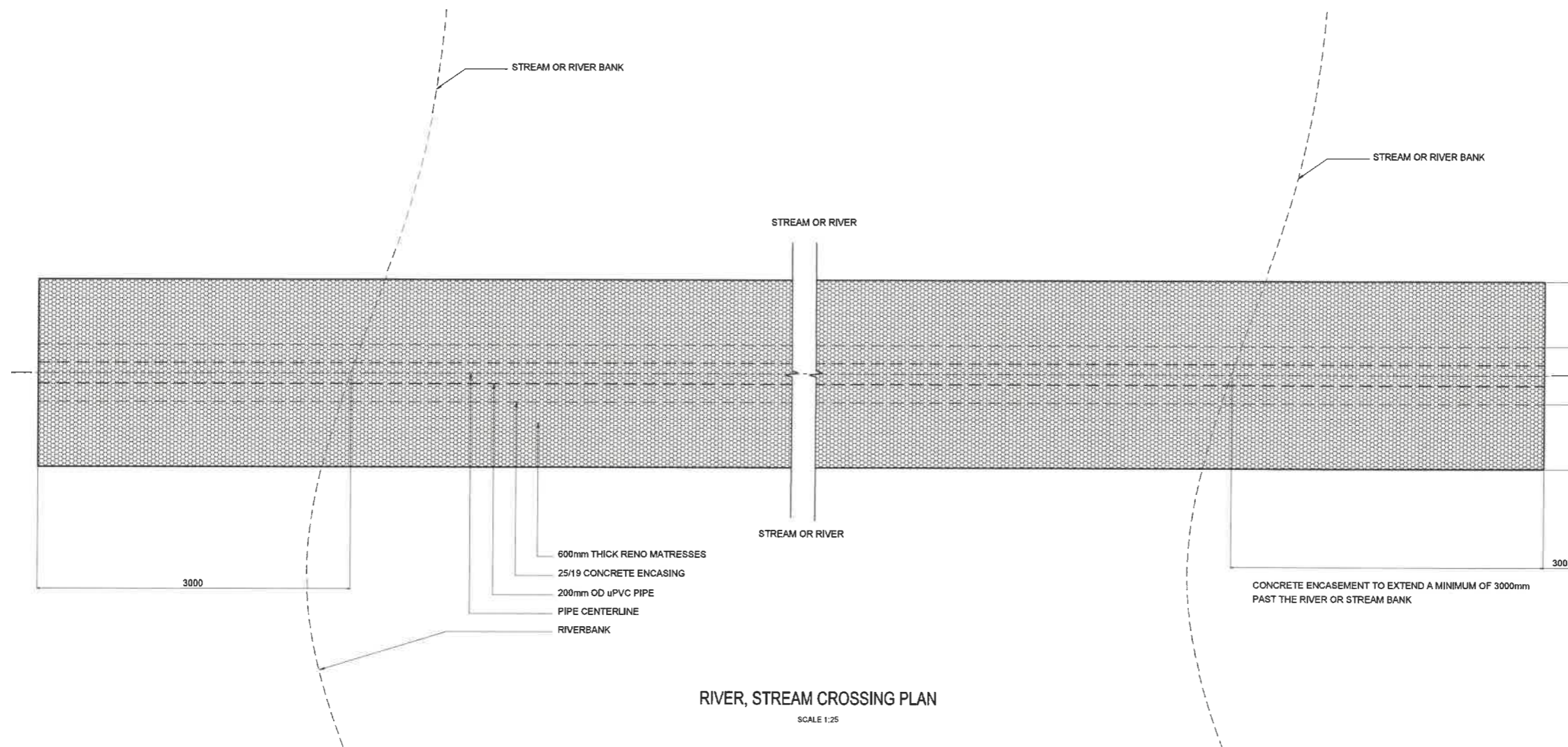


APPROVED:
A BOGATSU
FOR ZIMILE CONSULTING ENGINEERS
DESIGNATION: TECHNICAL MANAGER
DATE: _____ SIGNATURE: _____

PROJECT:
WATER SUPPLY TO MASIMINI - MBUZWENI VILLAGES INTERVENTION SCHEMES

TITLE:
NAME BOARD

PROJECT PHASE			
PRELIMINARY	TENDER	CONSTRUCTION	AS-BUILT
DATE: OCTOBER 2020		SCALE: AS SHOWN	
DRAWING No:	WA	DT	300
J000084			A
CAD FILENAME	P:\Projects\Water Supply to Masimini Villages Intervention Schemes\Drawings and Programs\Sign Board\Drawing\J000084-VT-01-01.dwg		SIZE: A1

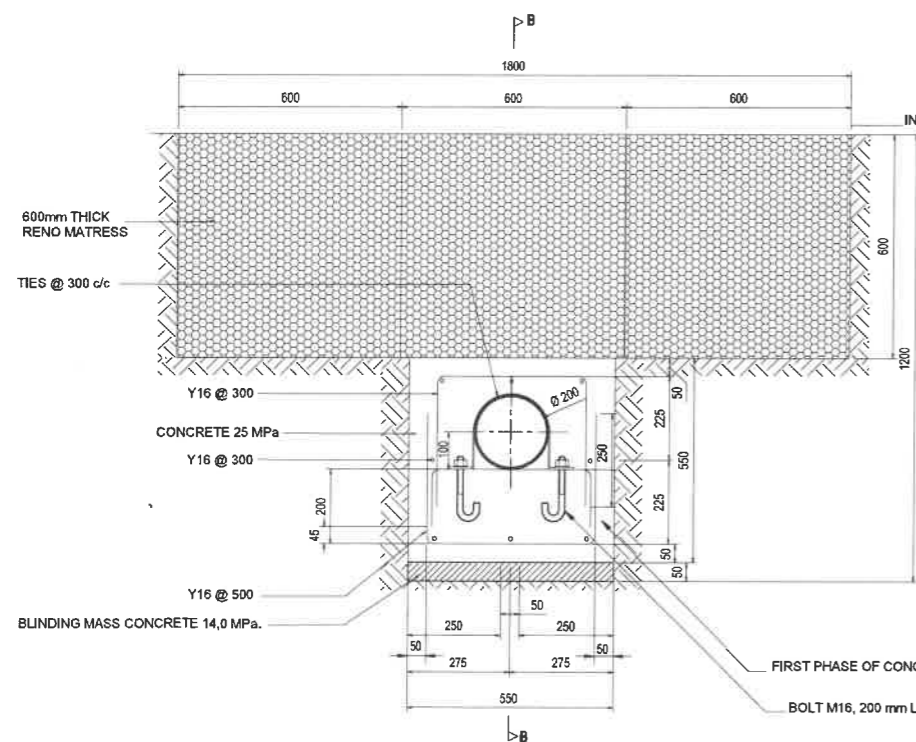


RIVER, STREAM CROSSING PLAN

SCALE 1:25

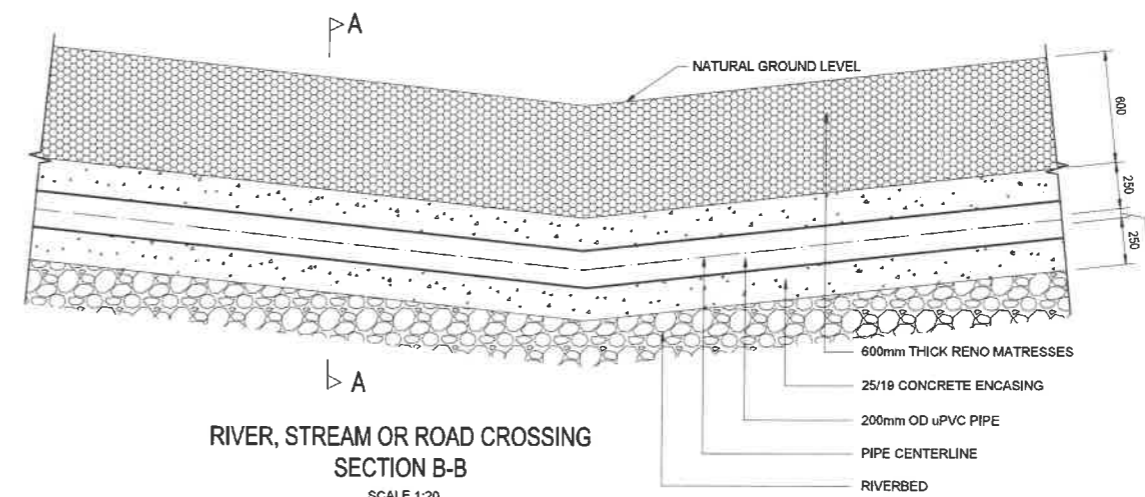
NOTES:

1. THE DESIGN WAS ENGINEERED BY :
2. ALL PORTABLE WATER PIPES TO BE uPVC CLASS 9mm MANUFACTURED TO THE REQUIREMENTS OF SANS 588-1978
3. TRENCH EXCAVATIONS TO BE DONE IN ACCORDANCE WITH SANS 1200
4. ALL VALVES TO BE POSITIONED AS FAR AS POSSIBLE AWAY FROM THE ROAD
5. UNLESS OTHERWISE STATED ALL VALVES SHOULD BE COUNTER CLOCKWISE, VOSA OR SIMILAR APPROVED AND RISING SPINDLE
6. ALL CAST IRON FITTINGS TO BE HOT BITUMEN DIPPED IN ACCORDANCE WITH SANS 1178
7. PIPES ARE TO BE LAID ON SELECTED GRANULAR BEDDING FOR FLEXIBLE PIPES UNLESS OTHERWISE STATED. REFER TO STANDARD DETAILS
8. STAND PIPES REFER TO TYPICAL DRAWINGS
9. ALL EXCAVATIONS TO BE INSPECTED BY THE ENGINEER BEFORE ANY START OF BEDDING PREPARATIONS
10. ALL SETTING-OUT OF PIPE ALIGNMENT TO BE INSPECTED BY ENGINEER BEFORE EXCAVATION
11. IT IS CONTRACTOR'S RESPONSIBILITY TO ENSURE COMPLIANCE WITH THE DRAWINGS
12. PIPES TO BE LAID AT LEAST 1.0M AWAY FROM THE STAND BOUNDARIES
13. BEARING RESISTANCE FOR THE SOIL SHOULD BE A MINIMUM OF 100 kPa.
14. ALL ANCHOR BLOCKS SHOULD BE EXTENDED ONTO THE SOCKET AREA OF THE FITTING THAT IS BEING ANCHORED.
15. ALL ANCHOR BLOCKS SHOULD BE KEYED INTO THE SIDES AND BOTTOM OF THE TRENCH.
16. ALL ANCHOR BLOCKS SHOULD ALWAYS BEAR AGAINST UNDISTURBED SOIL.
17. MINIMUM CONCRETE COVER = 50mm
18. CONCRETE TO BE GRADE 25 / 19
19. ENGINEER TO INSPECT THE EXCAVATION BEFORE CONCRETE WORKS



NOTES CONTINUATION

19. ALLOWANCE FOR OVER BREAK = 100mm
20. MINIMUM CONCRETE COVER = 50mm
21. CONCRETE TO BE GRADE 25 / 19
22. ENGINEER TO INSPECT THE EXCAVATION BEFORE CONCRETE WORKS
23. OVERBRAKE ABOVE THE ALLOWED WILL BE FILLED WITH CONCRETE
24. 8mm THICK RUBBER SHEET, 300mm WIDE TO BE INSTALLED OVER PIPE WHERE PIPE EXISTS IN CONCRETE ENCASEMENT 250 MM CONCRETE AND 50mm OUTSIDE
25. NO IN-SITU SOIL TO BE USED FOR TEMPORARY WORKS



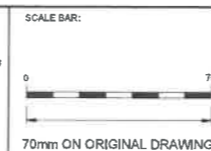
RIVER, STREAM OR ROAD CROSSING SECTION B-B

SCALE 1:20

FOR TENDER PURPOSES ONLY

DESIGNED	N NDLOVU
DRAWN	N NDLOVU
CHECKED	A BOGATSU
ISSUED FOR TENDER	10/06/2020
NATURE OF REVISION	DATE

ZIMILE
INTERNATIONAL BUSINESS GATEWAY OFFICE PARK
CNR PIONEER AVENUE AND ELIZABETH MEDRIDGE PARK
TEL: (011) 466 - 8576
FAX: (011) 468 - 8513
E-MAIL: info@zimile.co.za
COPYRIGHT RESERVED ©



APPROVED:
A BOGATSU
FOR ZIMILE CONSULTING ENGINEERS
DESIGNATION: TECHNICAL MANAGER
DATE: _____ SIGNATURE: _____

PROJECT:
WATER SUPPLY TO MASIMINI MBUZWENI VILLAGES INTERVENTION SCHEMES
TITLE:
TYPICAL STREAM CROSSING DETAILS

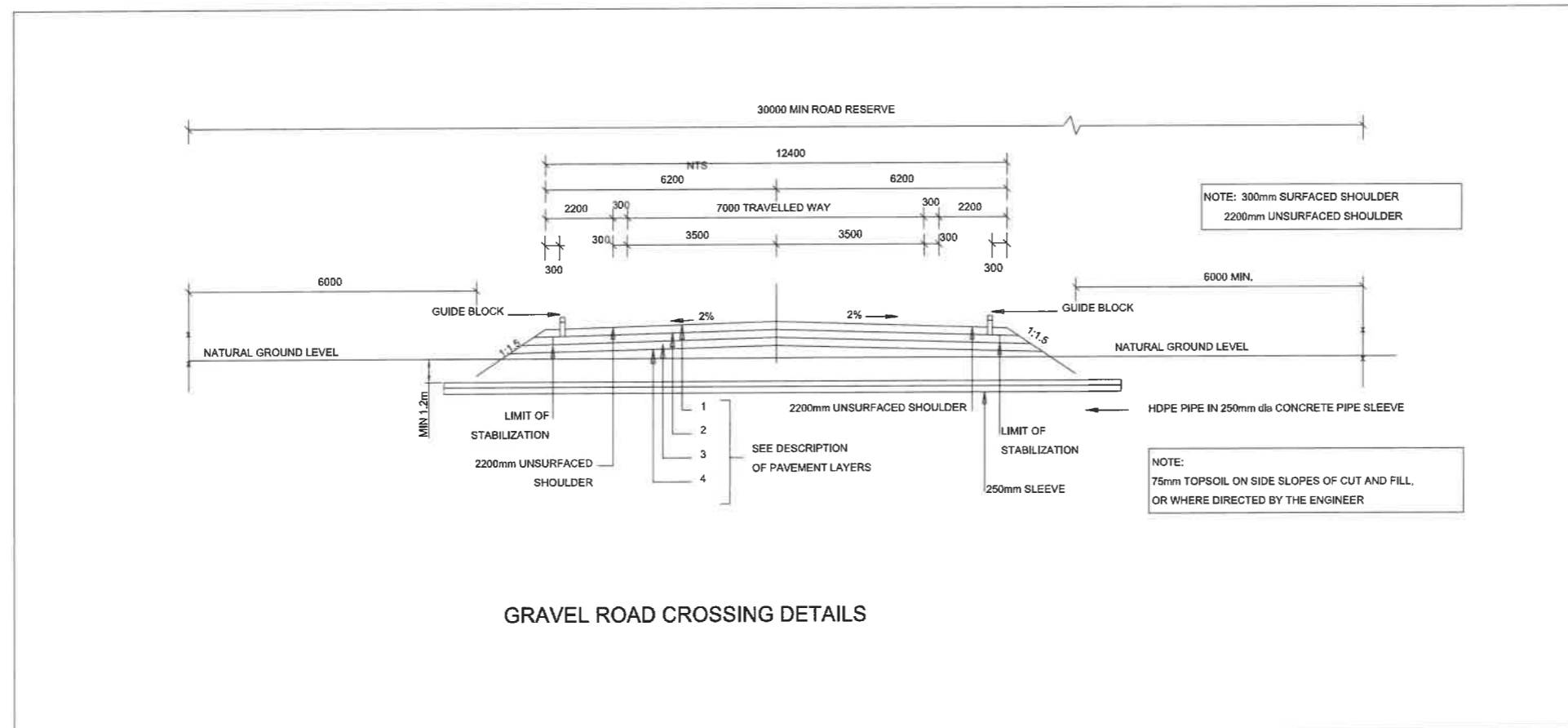
PROJECT PHASE			
PRELIMINARY	TENDER	CONSTRUCTION	AS-BUILT
DATE: OCTOBER 2020	SCALE: AS SHOWN		
DRAWING No. J000084	WA	DE	302
CAD FILENAME	REVISION		
	A		

NOTES:

1. CONCRETE AND MISCELLANEOUS
 - 1.1. ALL CONCRETE EDGES TO BE 25mm CHAMFERED
 - 1.2. CONCRETE VOLUME :
CLASS 35/19 = 1.20m³
CLASS 15/19 = 0.16m³
 - 1.3. ALL EXPOSED METAL WORK TO BE CR12(UNPAINTED)
 - 1.4. BACKFILL BELOW CHAMBER TO BE COMPACTED IN 150mm LAYERS TO 95 PERCENT MOD AASHTO
2. GENERAL :
 - 2.1. CHECK THAT PIPES SPECIALS FIT CORRECTLY IN THE CHAMBERS BEFORE MANUFACTURE
 - 2.2. PIPE SPECIAL TO BE CUT ON SITE SHALL BE MANUFACTURED WITH AN EXTRA LENGTH OF 30 PERCENT
 - 2.3. ALLOW FOR 3mm THICK GASKETS BETWEEN THE FLANGES
 - 2.4. CHECK DIMENSION OF THE EXISTING PIPELINE BEFORE ORDERING PIPE SPECIALS AND COUPLING
 - 2.5. PROVIDE LIFTING LUGS WHERE REQUIRED
 - 2.6. WHERE H>1m PROVIDE OUTSIDE LADDERS. LADDERS DETAILS ARE PROVIDED IN A RELEVANT DRG REFER TO LIST OF DRG

DESCRIPTION OF PAVEMENT LAYERS:

1. BASE :150mm NEW GRAVEL COMPACTED TO 98% MODIFIED AASHTO DENSITY (G2)
2. SUBBASE :150mm THICK STABILIZED GRAVEL COMPACTED TO 95% OF MODIFIED AASHTO DENSITY, WITH MINIMUM DESIRED UCS = 1000KPa AT 95% OF MODIFIED AASHTO DENSITY (C4)
3. UPPER SELECTED :150mm THICK NATURAL GRAVEL COMPACTED TO 93% OF MODIFIED AASHTO DENSITY, WITH MINIMUM CBR = 15 AT 93% OF MODIFIED AASHTO DENSITY (G7)
4. LOWER SELECTED :150mm GRAVEL LAYER COMPACTED TO 90% WITH OF MODIFIED AASHTO DENSITY (G9)

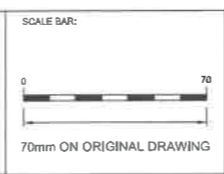


GRAVEL ROAD CROSSING DETAILS

FOR TENDER PURPOSES ONLY

DESIGNED	N NDLOVU
DRAWN	N NDLOVU
CHECKED	A BOGATSU
ISSUED FOR TENDER	09/10/2020
NATURE OF REVISION	DATE

ZIMILE
Consulting Engineers
INTERNATIONAL BUSINESS GATEWAY OFFICE PARK
60R PIONEER AVENUE AND ELIZABETH MIDRIDGE PARK
TEL: (011) 456 - 8578
FAX: (011) 456 - 8913
E-MAIL: info@zimile.co.za
COPYRIGHT RESERVED ©



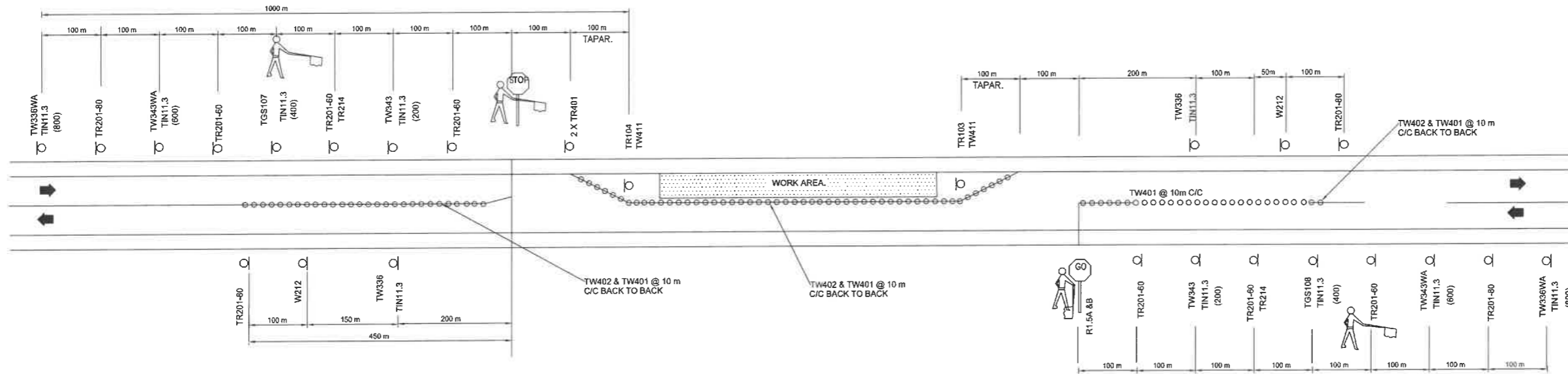
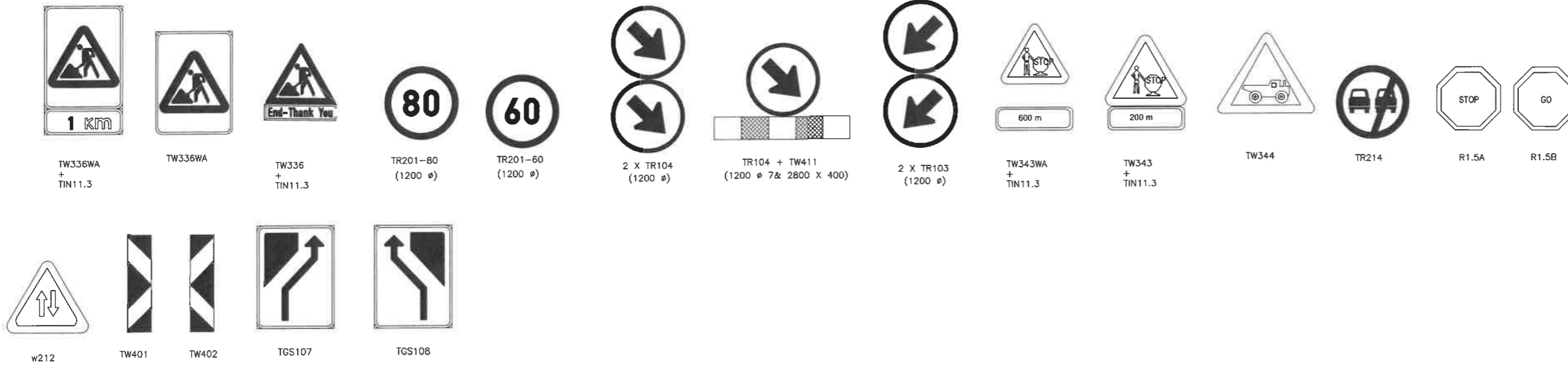
APPROVED:
A BOGATSU
FOR ZIMILE CONSULTING ENGINEERS
DESIGNATION: TECHNICAL MANAGER
DATE _____ SIGNATURE _____

PROJECT:
WATER SUPPLY TO MASIMINI - MBUZWENI VILLAGES INTERVENTION SCHEMES
TITLE:
GRAVEL ROAD CROSSING DETAILS

PROJECT PHASE			
PRELIMINARY	TENDER	CONSTRUCTION	AS-BUILT
DATE:	OCTOBER 2020	SCALE:	AS SHOWN
DRAWING No.	J000084	WA	DE 301 A
CAD FILENAME	P:\Current\Projects\WATER SUPPLY TO MASIMINI AND MBUZWENI VILLAGES INTERVENTION SCHEMES\Drawings\000084\WV - 06 - 01 - New R1 Gravel Road Crossing Detail.dwg	SEE	A1

NOTES:

1. THIS DESIGN WAS ENGINEERED BY : ZIMILE CONSULTING ENGINEERS
2. THESE DRAWINGS MUST BE READ IN CONJUNCTION WITH THE SANS AND PROJECT SPECIFICATIONS.
3. ALL SETTING OUT AND DIMENSIONS MUST BE CONFIRMED AND APPROVED ON SITE
4. ALL CONSTRUCTION TO BE DONE IN ACCORDANCE WITH THE SANS AND PROJECT SPECIFICATIONS.
5. ALL MATERIAL AND WORKMANSHIP MUST COMPLY WITH THE REQUIREMENTS OF THE LATEST RELEVANT SANS AND PROJECT SPECIFICATIONS
6. THE CONTRACTOR SHALL REPORT ANY DISCREPANCIES TO THE ENGINEER WITH REGARDS TO THE BOQ, DRAWINGS AND SPECIFICATION BEFORE ORDERING ANY MATERIAL.
7. FINAL POSITION OF SERVICES TO BE DETERMINED ON SITE.
8. THE CONTRACTOR SHALL DETERMINE THE EXACT LOCATION OF ALL POTENTIALLY CLASHING EXISTING SERVICES AND PROTECT THEM FROM DAMAGE THROUGHOUT THE DURATION OF THE WORKS
9. PIPES TO BE LAID AT LEAST 1m AWAY FROM THE STAND BOUNDARIES AND 1m AWAY FROM THE ROAD EDGE



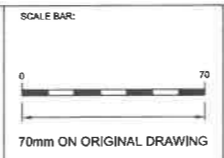
ACCOMODATION OF TRAFFIC A STOP/GO CONTROL

NOT TO SCALE

FOR TENDER PURPOSES ONLY

DESIGNED	N NDLOVU
DRAWN	N NDLOVU
CHECKED	A BOGATSU
ISSUED FOR TENDER	09/10/2020
NATURE OF REVISION	DATE

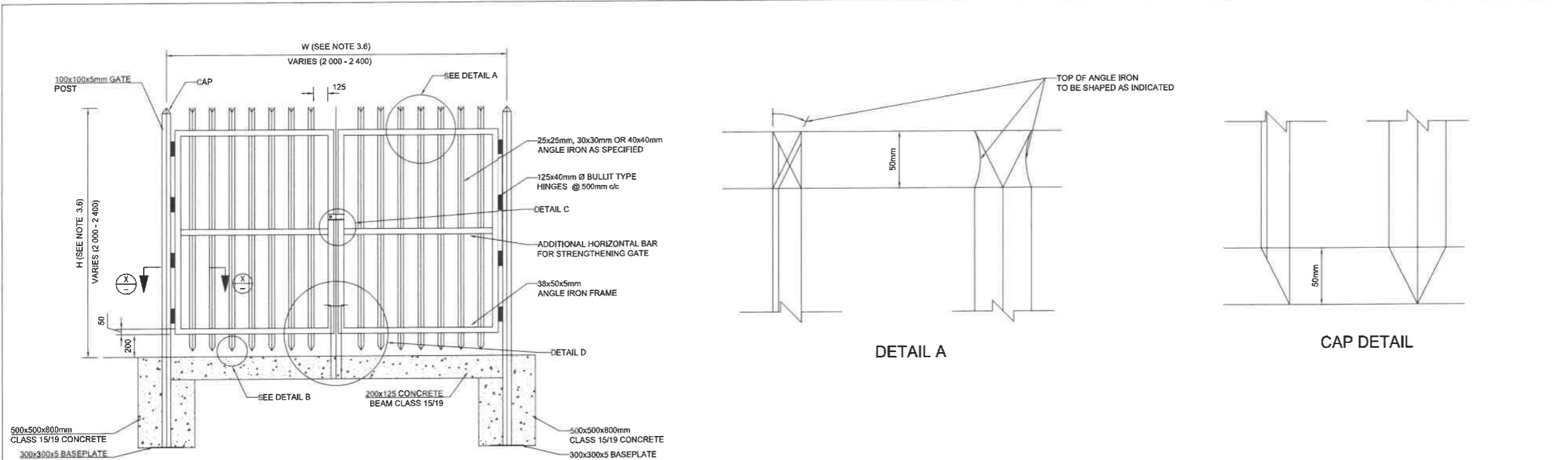
ZIMILE Consulting Engineers
 INTERNATIONAL BUSINESS GATEWAY OFFICE PARK
 009 PIONEER AVENUE AND ELIZABETH MIDRIDGE PARK
 TEL: (011) 456-4578
 FAX: (011) 456-8813
 E-MAIL: info@zimile.co.za
 COPYRIGHT RESERVED ©



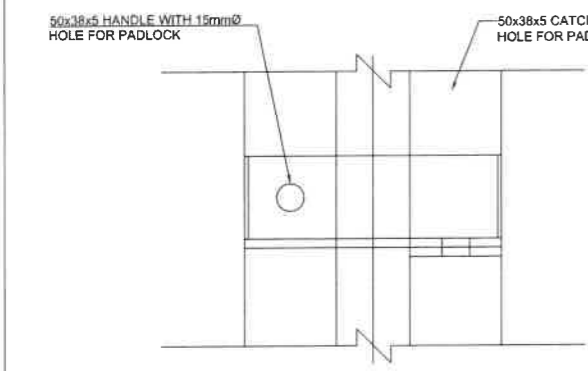
APPROVED:
A BOGATSU
 FOR ZIMILE CONSULTING ENGINEERS
 DESIGNATION: TECHNICAL MANAGER
 DATE: _____ SIGNATURE: _____

PROJECT:
WATER SUPPLY TO MASIMINI - MBUZWENI VILLAGES INTERVENTION SCHEMES
 TITLE:
ACCOMMODATION OF TRAFFIC DETAILS

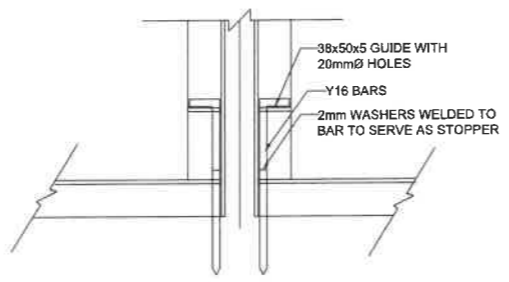
PROJECT PHASE			
PRELIMINARY	TENDER	CONSTRUCTION	AS-BUILT
DATE:	OCTOBER 2020	SCALE:	AS SHOWN
DRAWING No.	WA	DE	304
J000084			
CAD FILENAME	WA	DE	304
DATE	09/10/2020	SCALE	A1



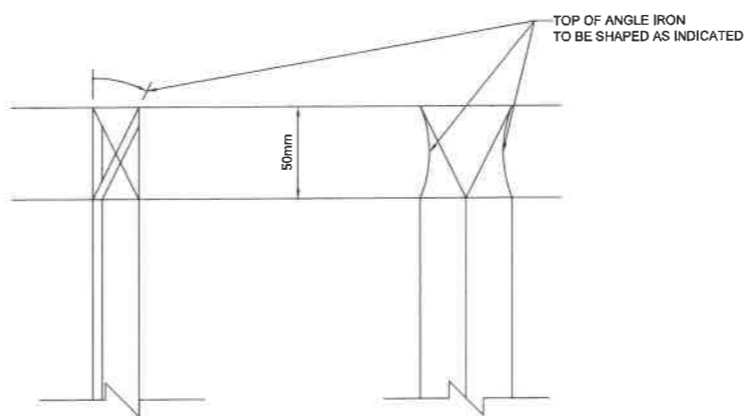
TYPICAL DETAIL DOUBLE SWING GATE



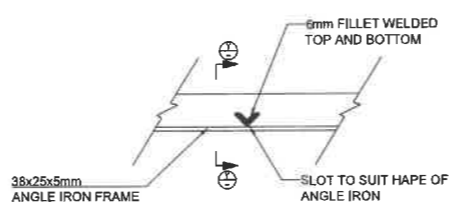
DETAIL C



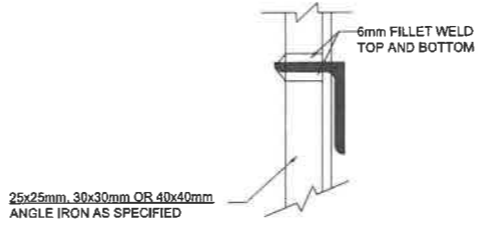
DETAIL D (BACK ELEVATION)



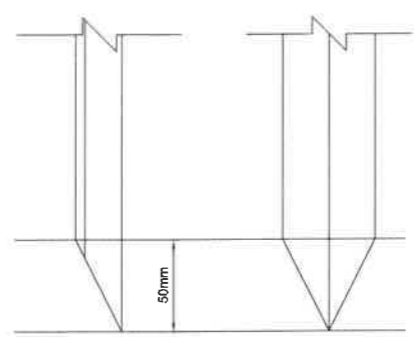
DETAIL A



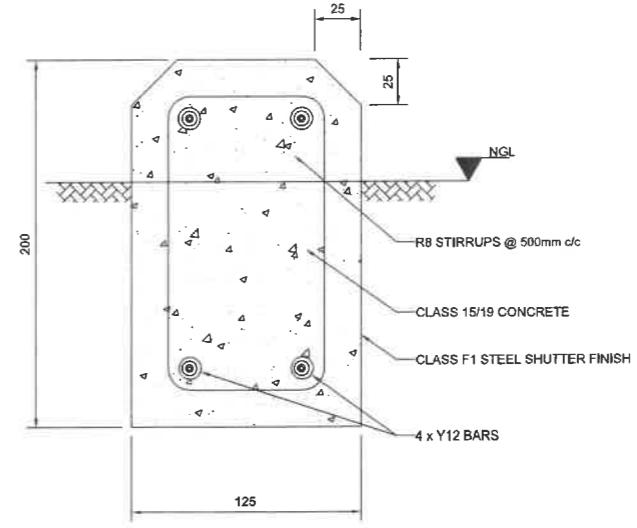
SECTION Y-Y



SECTION Y-Y



CAP DETAIL



TYPICAL DETAIL SECTION THROUGH CONCRETE BEAM

- NOTES**
1. FLANGES:
 - 1.1. ALL DRILLED FLANGES' THICKNESS TO SANS 1123, TYPE 3 FOR TABLE PRESSURE RATING REFERS TO PIPE SPECIAL SCHEDULE. FLANGES PN 25 & HIGHER TO BE RISE FALL JOINT FACES MACHINED N11.
 - 1.2. PUDDLE FLANGES: SAME TYPE AND DD AS DRILLED FLANGES. FLAT FACED.
 - 1.3. ANCHOR/THRUST FLANGES: SAME TYPE AND DD, Y AS DRILLED FLANGES. FLAT FACED.
 2. FASTENERS FOR STAINLESS STEEL BALL VALVES ONTO MILD STEEL FLANGES:
 - 2.1. FASTENERS SHALL BE STAINLESS STEEL ON BOTH JOINT, TOP AND BOTTOM.
 - 2.2. FASTENERS FOR STAINLESS STEEL BALL VALVES: HEADS AND SHANKS AREAS OF BOLTS, NUTS AND WASHERS SHALL BE EPOXY POWDER COATED TO DFT 50 MICRONS. THREADS SHALL BE PROTECTED WITH MOLYBDENUM DISULPHIDE LUBRICANT OR A NICKEL ANTI-SEIZE COMPOUND. THREAD OF THE BOLTS MUST BE ON THE STAINLESS STEEL FLANGE.
 3. CORROSION PROTECTION:
 - 3.1. LINING: TWO PACK EPOXY, 0.400mm THICK, MATERIALS, SURFACE PREPARATION AND APPLICATION AS PER DWS 9900 CLAUSES 7 AND 8.
 - 3.2. COATING: TWO PACK EPOXY, 0.300mm THICK, MATERIALS, SURFACE PREPARATION AND APPLICATION AS PER DWS 9900 CLAUSES 7 AND 8. OVERCOAT WITH A 0.040mm THICK RECOATABLE ALIPHATIC POLYURETHANE LAYER OF PAINT ARCTIC BLUE TO SANS 109 1 CODE F28.
 - 3.3. FLANGE FACES: TWO PACK EPOXY 0.080 - 0.090 mm.
 - 3.4. COUPLINGS BURIED IN SOIL TO BE PROTECTED IN ACCORDANCE WITH DWS 9900 SECTION 13 (COATING SYSTEM PLUS PETROLATUM WRAPPING).
 - 3.5. SCR-12 COMPONENT PICKLE AND PASSIVATE AFTER MANUFACTURE
 - 3.6. CORROSION PROTECTION FOR STAINLESS STEEL: LINING: EPOXY, 0.250mm THICK, COATING: TWO PACK EPOXY, 0.250mm THICK (IN WATER), TWO PACK EPOXY, 0.150mm THICK PLUS SEALANT OF POLYURETHANE OR POLYSULPHIDE (IN CONCRETE). LINING AND COATING: MATERIALS, SURFACE PREPARATION AND APPLICATION AS PER DWS 9900, SECTION C1.
 4. CONCRETE AND MISCELLANEOUS:
 - 4.1. ALL CONCRETE EDGES TO BE 25mm CHAMFERED.
 - 4.2. ALL EXPOSED METAL WORK TO BE CR12(UNPAINTED)
 - 4.3. BACKFILL BELOW CHAMBER TO BE COMPACTED ON 250mm LAYERS TO 90% MOD AASHTO.
 5. GENERAL:
 - 5.1. CHECK THAT PIPE SPECIALS FIT CORRECTLY IN THE CHAMBER BEFORE MANUFACTURE.
 - 5.2. PIPE SPECIALS TO BE CUT ON SITE SHALL BE MANUFACTURED WITH AN EXTRA LENGTH OF 30%.
 - 5.3. ALLOW FOR 3mm THICK GASKETS BETWEEN THE FLANGES.
 - 5.4. CHECK DIMENSIONS OF THE EXISTING PIPELINE BEFORE ORDERING PIPE SPECIALS AND COUPLINGS.
 - 5.5. PROVIDE LIFTING LUGS WHERE REQUIRED
 - 5.6. OPERATING INSTRUCTIONS (LETTERING 20mm HIGH) AND VALVE NUMBERS (DETAILS 'A' AND 'B') BAKED ENAMEL ON STEEL WITH BLACK LETTERS ON A WHITE BACKGROUND TO BE MOUNTED CLOSE TO EACH VALVE.
 - 5.7. WHERE 1.1m PROVIDE OUTSIDE LADDERS. LADDERS DETAILS ARE PROVIDED IN DRG. REF. NO.

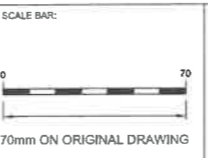
FOR TENDER PURPOSES ONLY

DESIGNED	N NDLOVU
DRAWN	N NDLOVU
CHECKED	A BOGATSU
ISSUED FOR TENDER	09/10/2020
NATURE OF REVISION	DATE

ZIMILE
Consulting Engineers

INTERNATIONAL BUSINESS GATEWAY OFFICE PARK
CNR PIONEER AVENUE AND ELIZABETH MARISSA PARK
TEL: 011 465 - 8316
FAX: 011 465 - 8813
E-MAIL: info@zimile.co.za

COPYRIGHT RESERVED ©



APPROVED:

A BOGATSU
FOR ZIMILE CONSULTING ENGINEERS

DESIGNATION: TECHNICAL MANAGER

DATE: _____ SIGNATURE: _____

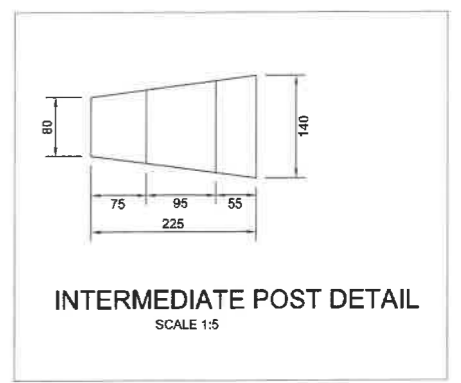
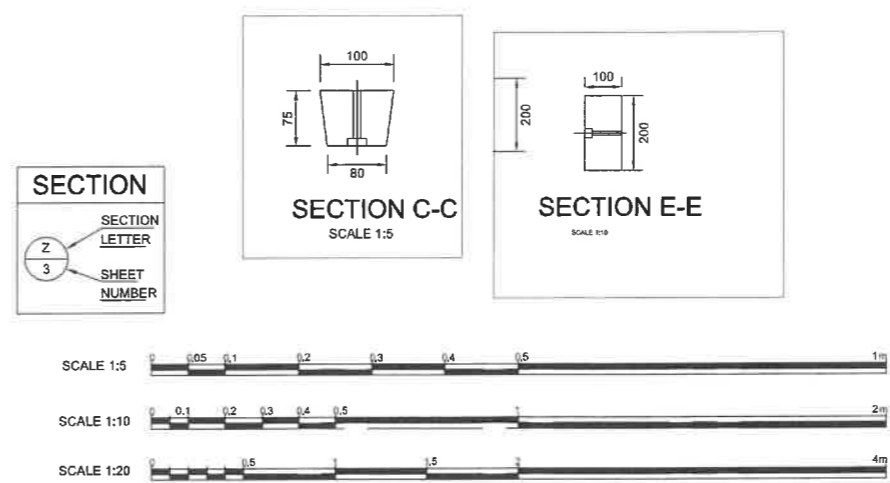
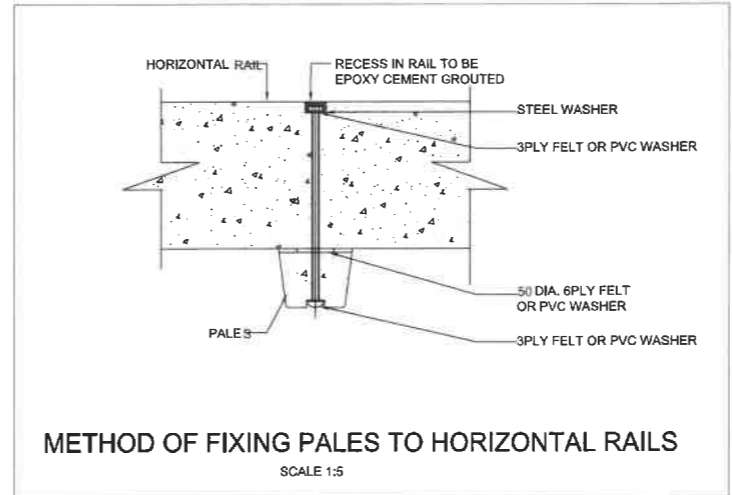
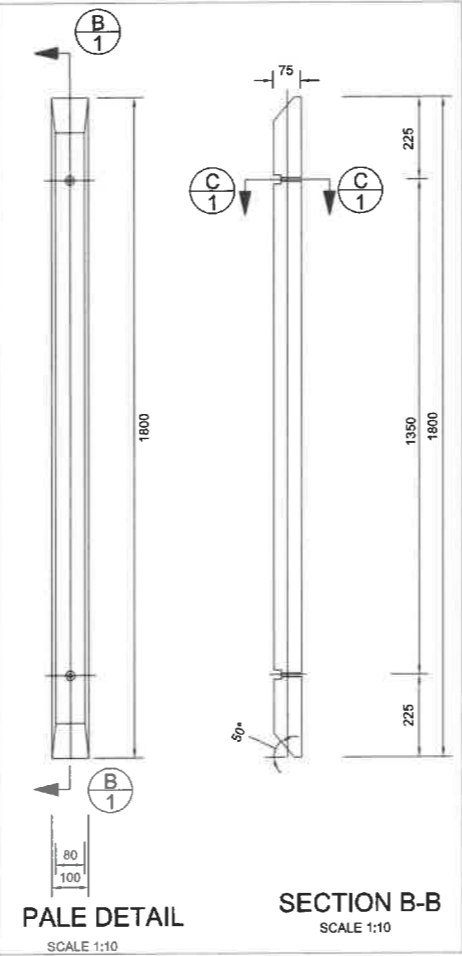
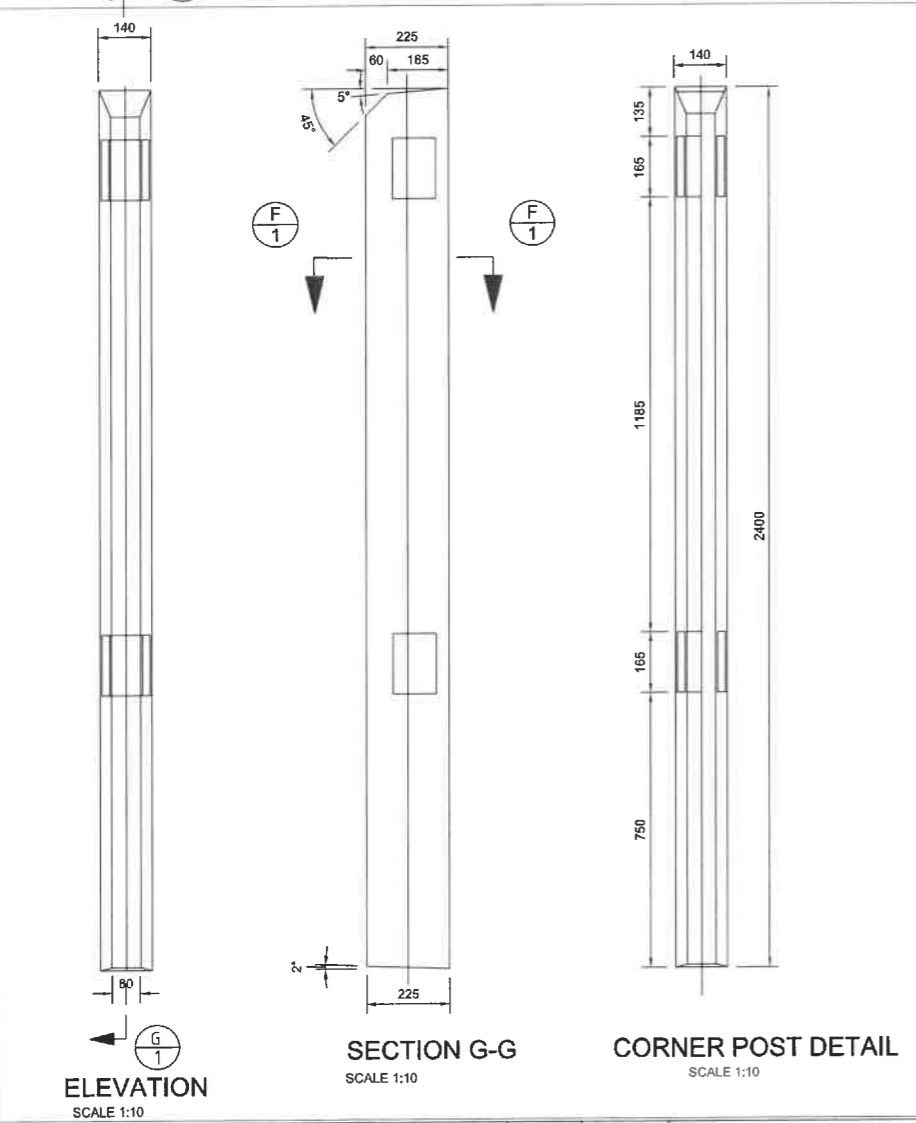
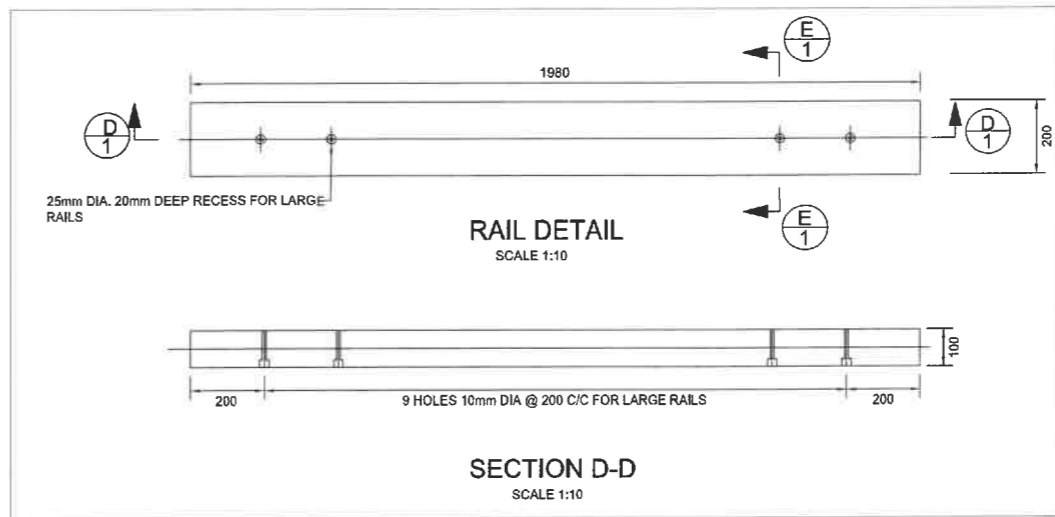
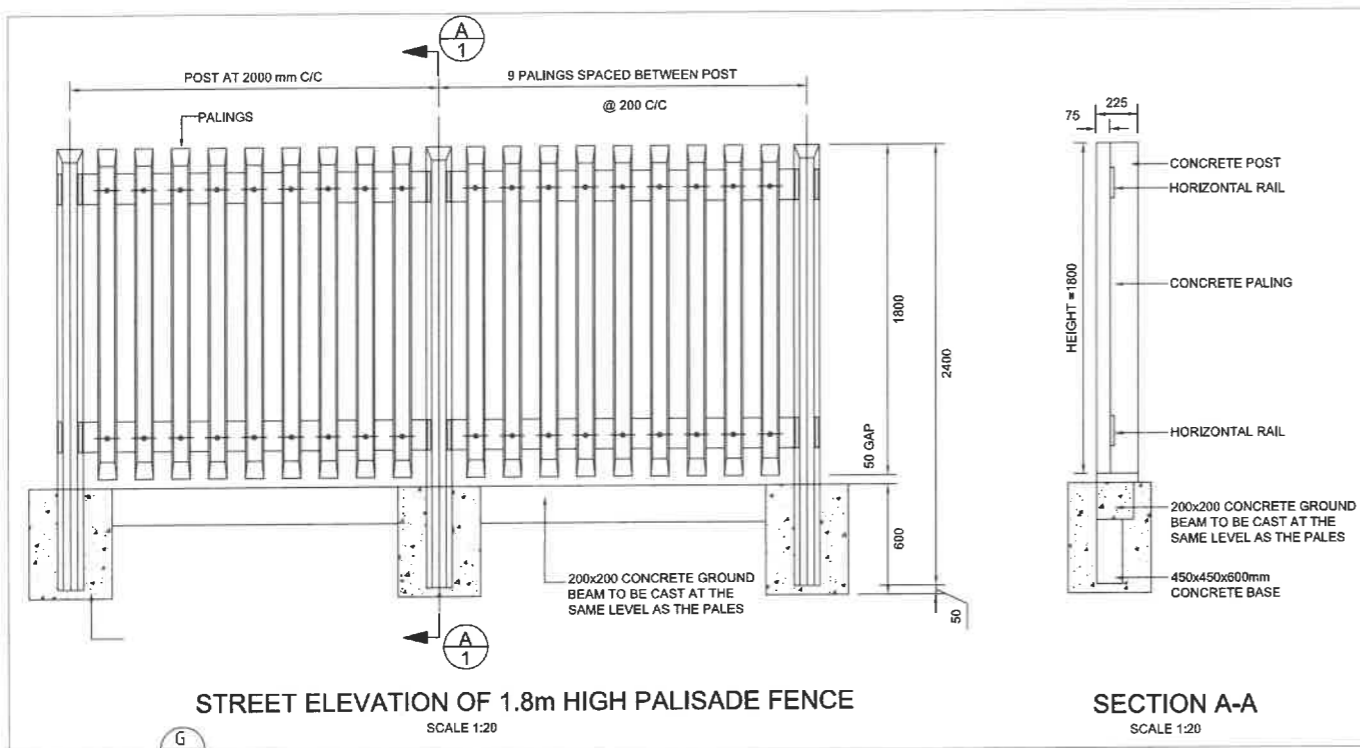
PROJECT:

WATER SUPPLY TO MASIMINI - MBUZWENI VILLAGES INTERVENTION SCHEMES

TITLE:

PALISADE FENCE AND GATE TYPICAL DETAILS 1 OF 2

PROJECT PHASE			
PRELIMINARY	TENDER	CONSTRUCTION	AS-BUILT
DATE:	OCTOBER 2020	SCALE:	AS SHOWN
DRAWING No.	J000084	WA	DE 305 A
CAD FILENAME	P:\Current Projects\WATER DEPARTMENT\J000084 - Masimani Villages Water Supply Scheme Phase 2\A - Documentation and Procurement Stage\1. Tender Drawings\J000084 - 01 - DC - 100 - Rev A_Palisade		SIZE
			A1



- NOTES**
- FLANGES:
 - ALL DRILLED FLANGES' THICKNESS TO SANS 1123, TYPE 3 FOR TABLE PRESSURE RATING REFERS TO PIPE SPECIAL SCHEDULE, FLANGES PN 25 & HIGHER TO BE RISE FALL FLANGES TO BE DRILLED OFF-CENTRE AND TO BE FLAT JOINT FACES MACHINED N11.
 - PUDDLE FLANGES: SAME TYPE AND DD AS DRILLED FLANGES. FLAT FACED.
 - ANCHOR/THRUST FLANGES: SAME TYPE AND DD. Y AS DRILLED FLANGES. FLAT FACED.
 - FASTENERS FOR STAINLESS STEEL BALL VALVES ONTO MILD STEEL FLANGES:
 - FASTENERS SHALL BE STAINLESS STEEL ON BOTH JOINT, TOP AND BOTTOM.
 - FASTENERS FOR STAINLESS STEEL BALL VALVES: HEADS AND SHANKS AREAS OF BOLTS, NUTS AND WASHERS SHALL BE POWDER COATED TO DFT 50 MICRONS. THREADS SHALL BE PROTECTED WITH MOLYBDENUM DISULPHIDE LUBRICANT OR A NICKEL ANTI-SEIZE COMPOUND THREAD OF THE BOLTS MUST BE ON THE STAINLESS STEEL FLANGE.
 - CORROSION PROTECTION:
 - LINING: TWO PACK EPOXY, 0.400mm THICK, MATERIALS, SURFACE PREPARATION AND APPLICATION AS PER DWS 9900 CLAUSES 7 AND 8.
 - COATING: TWO PACK EPOXY, 0.300mm THICK, MATERIALS, SURFACE PREPARATION AND APPLICATION AS PER DWS 9900 CLAUSES 7 AND 8. OVERCOAT WITH A 0.040mm THICK RECOATABLE ALIPHATIC POLYURETHANE LAYER OF PAINT ARCTIC BLUE TO SANS 109 1 CODE P28.
 - FLANGE FACES: TWO PACK EPOXY 0.050 - 0.090 mm.
 - COUPLINGS BURIED IN SOIL TO BE PROTECTED IN ACCORDANCE WITH DWS 9900, SECTION 13 (COATING SYSTEM PLUS PETROLATUM WRAPPING).
 - 3CR12 COMPONENT/PICKLE AND PASSIVATE AFTER MANUFACTURE
 - CORROSION PROTECTION FOR STAINLESS STEEL LINING: TWO PACK EPOXY, 0.250mm THICK. COATING: TWO PACK EPOXY, 0.250mm THICK (IN WATER). TWO PACK EPOXY, 0.150mm THICK PLUS SEALANT OF POLYURETHANE OR POLYSULPHIDE (IN CONCRETE). LINING AND COATING: MATERIALS, SURFACE PREPARATION AND APPLICATION AS PER DWS 9900, SECTION C1.
 - CONCRETE AND MISCELLANEOUS:
 - ALL CONCRETE EDGES TO BE 25mm CHAMFERED.
 - ALL EXPOSED METAL WORK TO BE CR12 (UNPAINTED)
 - BACKFILL BELOW CHAMBER TO BE COMPACTED ON 250mm LAYERS TO 90% MOD AASHTO.
 - GENERAL:
 - CHECK THAT PIPE SPECIALS FIT CORRECTLY IN THE CHAMBER BEFORE MANUFACTURE.
 - PIPE SPECIALS TO BE CUT ON SITE SHALL BE MANUFACTURED WITH AN EXTRA LENGTH OF 30%.
 - ALLOW FOR 3mm THICK GASKETS BETWEEN THE FLANGES.
 - CHECK DIMENSIONS OF THE EXISTING PIPELINE BEFORE ORDERING PIPE SPECIALS AND COUPLINGS.
 - PROVIDE LIFTING LUGS WHERE REQUIRED
 - OPERATING INSTRUCTIONS (LETTERING 20mm HIGH AND VALVE NUMBERS/DETAILS AND TAGGED ENAMEL ON STEEL WITH BLACK LETTERS ON A WHITE BACKGROUND TO BE MOUNTED CLOSE TO EACH VALVE.
 - WHERE H>1m PROVIDE OUTSIDE LADDERS. LADDERS DETAILS ARE PROVIDED IN DRG. REF. NO.

FOR TENDER PURPOSES ONLY

DESIGNED	N NDLOVU	DATE	
DRAWN	N NDLOVU	DATE	
CHECKED	A BOGATSU	DATE	09/10/2020
ISSUED FOR TENDER		DATE	09/10/2020
NATURE OF REVISION		DATE	

ZIMILE
Consulting Engineers

INTERNATIONAL BUSINESS GATEWAY OFFICE PARK
CNR PIONEER AVENUE AND ELIZABETH MIDRIDGE PARK
TEL: (011) 456 - 8576
FAX: (011) 456 - 8813
E-MAIL: info@zimile.co.za

SCALE BAR:
0 70
70mm ON ORIGINAL DRAWING

CLIENT: **WATER BULLETS DISTRICT MUNICIPALITY**

APPROVED: **A BOGATSU**
FOR ZIMILE CONSULTING ENGINEERS

DESIGNATION: **TECHNICAL MANAGER**

DATE: _____ SIGNATURE: _____

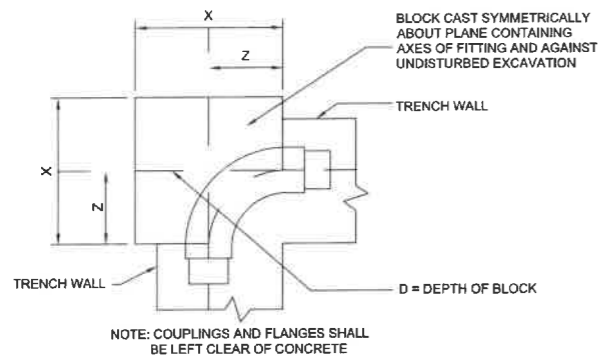
PROJECT: **WATER SUPPLY TO MASIMINI - MBUZWENI VILLAGES INTERVENTION SCHEMES**

TITLE: **PALISADE FENCE AND GATE TYPICAL DETAILS 2 OF 2**

PROJECT PHASE			
PRELIMINARY	TENDER	CONSTRUCTION	AS-BUILT
DATE:	OCTOBER 2020	SCALE:	AS SHOWN
DRAWING No.	J000084	REVISED	A
CAD FILENAME	WA DE 306	SIZE	A1

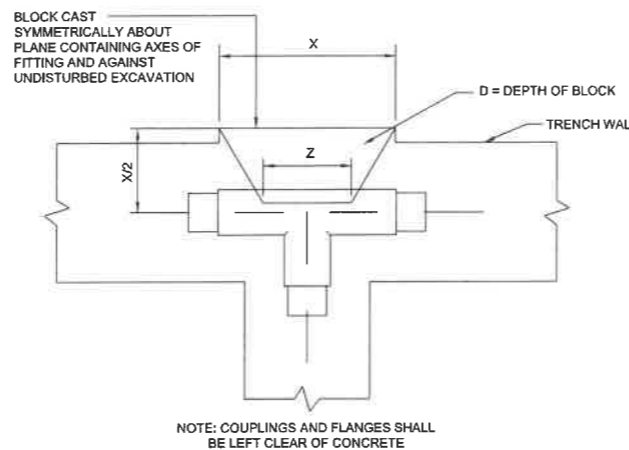
NOTES:

- ALL PORTABLE WATER PIPES TO BE HDPE CLASS 16 MANUFACTURED TO THE REQUIREMENTS OF SANS 588-1978.
- TRENCH EXCAVATIONS TO BE DONE IN ACCORDANCE WITH SANS 1200.
- ALL VALVES TO BE POSITIONED AS FAR AS POSSIBLE AWAY FROM THE ROAD.
- UNLESS OTHERWISE STATED ALL VALVES SHOULD BE COUNTER CLOCKWISE, VOSA OR SIMILAR APPROVED AND RISING SPINDLE.
- ALL CAST IRON FITTINGS TO BE HOT BITUMEN DIPPED IN ACCORDANCE WITH SANS 1178.
- PIPES ARE TO BE LAID ON SELECTED GRANULAR BEDDING FOR FLEXIBLE PIPES UNLESS OTHERWISE STATED, REFER TO STANDARD DETAILS.
- ALL EXCAVATIONS TO BE INSPECTED BY THE ENGINEER BEFORE ANY START OF BEDDING PREPARATIONS.
- ALL SETTING-OUT OF PIPE ALIGNMENT TO BE INSPECTED BY ENGINEER BEFORE EXCAVATION.
- IT IS CONTRACTOR'S RESPONSIBILITY TO ENSURE COMPLIANCE WITH THE DRAWINGS.
- PIPES TO BE LAID AT LEAST 1.0M AWAY FROM THE STAND BOUNDARIES.
- BEARING RESISTANCE FOR THE SOIL SHOULD BE A MINIMUM OF 100 kPa.
- ALL ANCHOR BLOCKS SHOULD BE EXTENDED ONTO THE SOCKET AREA OF THE FITTING THAT IS BEING ANCHORED.
- ALL ANCHOR BLOCKS SHOULD BE KEED INTO THE SIDES AND BOTTOM OF THE TRENCH.
- ALL ANCHOR BLOCKS SHOULD ALWAYS BEAR AGAINST UNDISTURBED SOIL.



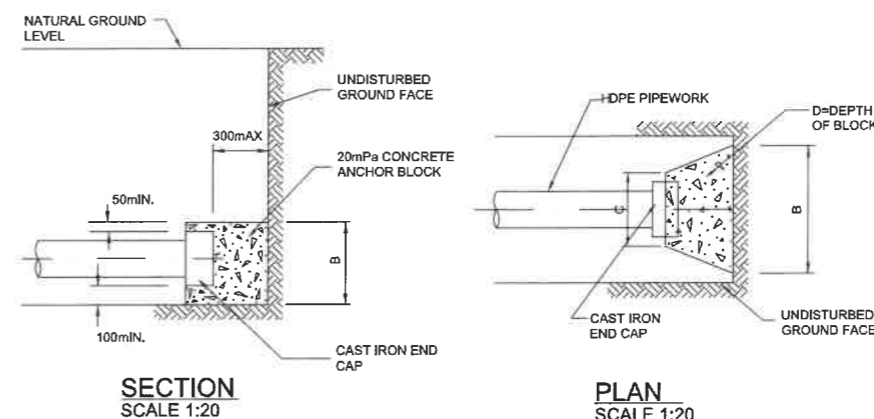
PIPE DIAMETER	X	D	Z
90 OR LESS	400	300	100

THRUST BLOCK IN PRESSURE PIPE LINE FOR 90 DEG. BEND
N.T.S



PIPE DIAMETER	X	D	Z
90 OR LESS	750	300	100

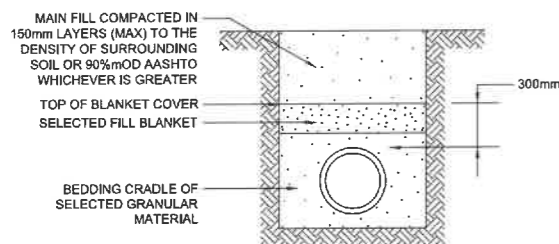
THRUST BLOCK IN PRESSURE PIPE LINE FOR TEE
N.T.S



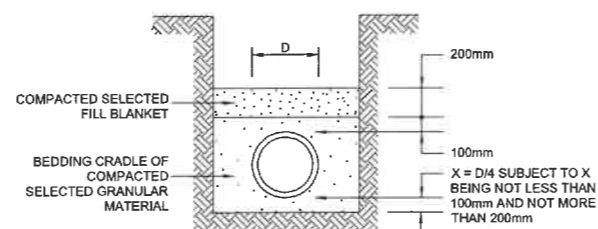
DETAIL OF THRUST BLOCK IN PRESSURE PIPELINE FOR END CAP

PIPE DIAMETER	A	B	C
110 OR LESS	400	250	200

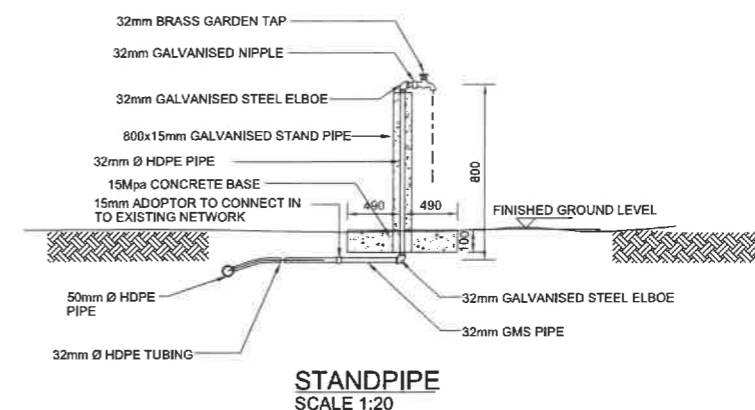
THRUST BLOCK IN PRESSURE PIPELINE FOR END CAP AND REDUCER



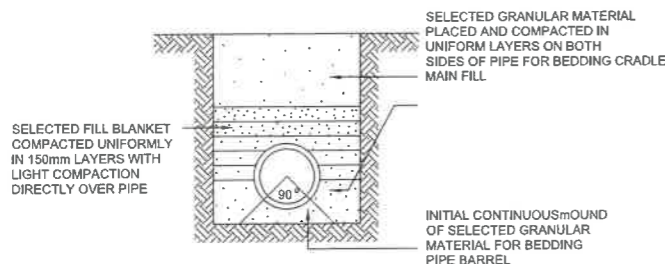
BACKFILLING OVER FLEXIBLE PIPELINE
SCALE 1:20



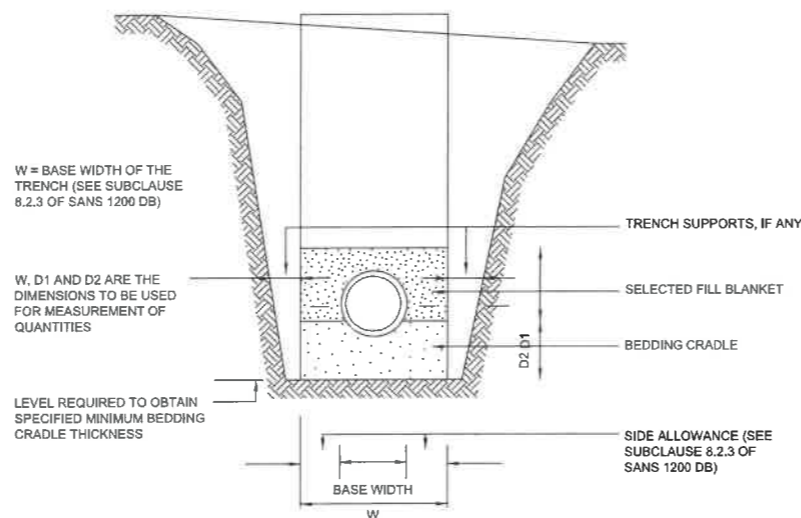
BEDDING AND SELECTED FILL FOR FLEXIBLE PIPE
SCALE 1:20



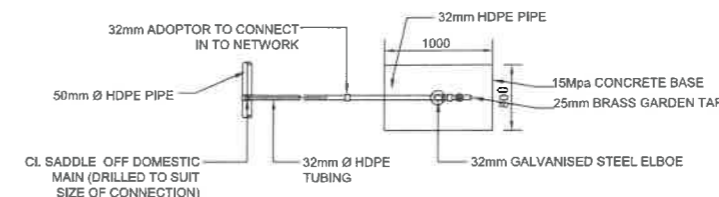
STANDPIPE
SCALE 1:20



FLEXIBLE PIPE SUPPORTED ON SELECTED GRANULAR MATERIAL
SCALE 1:20



MEASUREMENT OF BEDDING
SCALE 1:20

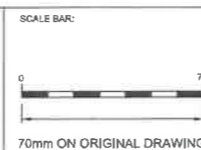


PLAN OF STANDPIPE
SCALE 1:20

FOR TENDER PURPOSES ONLY

DESIGNED	N NDLOVU	
DRAWN	N NDLOVU	
CHECKED	A BOGATSU	
ISSUED FOR TENDER	09/10/2020	
NATURE OF REVISION		

INTERNATIONAL BUSINESS GATEWAY OFFICE PARK
ZIMILE CONSULTING ENGINEERS
 608 PIONEER AVENUE AND ELIZABETH MURDOCH PARK
 TEL: (011) 466 - 8876
 FAX: (011) 466 - 8813
 E-MAIL: info@zimile.co.za
 COPYRIGHT RESERVED ©



CLIENT:

 WANKAR DISTRICT MUNICIPALITY

APPROVED:
 A BOGATSU FOR ZIMILE CONSULTING ENGINEERS
 DESIGNATION: TECHNICAL MANAGER
 DATE: _____ SIGNATURE: _____

PROJECT:
 WATER SUPPLY TO MASIMINI - MBUZWENI VILLAGES INTERVENTION SCHEMES
 TITLE:
 TYPICAL DETAILS

PROJECT PHASE			
PRELIMINARY	TENDER	CONSTRUCTION	AS-BUILT
DATE:	OCTOBER 2020	SCALE:	AS SHOWN
DRAWING No.	J000084	REVISION	
CAD FILENAME	WA DE 307 A	SIZE	A1